





little tikes COMMERCIAL

As children, play sparked your imagination and helped you discover the world. When you had kids of your own, play helped them discover the world. Now, you've been given the great responsibility of bringing play to your entire community, and you've found Little Tikes Commercial—a familiar name with products that will excite you.

Our playgrounds – manufactured specifically for parks, schools, and businesses – have the highest safety and quality standards available and feature cutting-edge innovation and important developmental play value. Most importantly, they're packed with all the fun you've come to expect from us.

Explore the playgrounds throughout this catalog and
REDISCOVER LITTLE TIKES COMMERCIAL,
the brand you'll come to trust.



© & © The Little Tikes U.S. and other countries





4	Featured Products
14	Inspiration Gallery
40	Play Structures
102	Components
148	Independent Events
176	Early Childhood
182	Site Amenities
188	Top Views
210	Warranty
212	Quality
213	Purchasing Options
214	Index
216	Colors





FEATURED PRODUCTS

6 Quiet Grove

10 Rope Play

8 Tot Builders

12 Custom







Little Tikes Commercial and Unlimited Play inclusive playgrounds take into account all children. We're committed to developing new products that enhance play for everyone, helping you create a truly inclusive space that brings your community closer together.

This year, we're happy to introduce Platinum and Gold playgrounds—Unlimited Play-certified play spaces that bring the spirit of inclusion to your recreation area. These playgrounds take the guesswork out of creating a play space that everyone in your community can enjoy.

SEE PAGE 63 TO LEARN MORE ABOUT PLATINUM AND GOLD PLAYGROUNDS.

NEW THIS YEAR

Little Tikes Commercial and Unlimited Play are thrilled to introduce Quiet Grove, a playground sanctuary that combines the soothing benefits of nature with sensory activities to help children alleviate stress without leaving the playground. For some children, the sights and sounds of a playground can be overwhelming. Quiet Grove provides children with a place to retreat, regroup, and then rejoin the fun—add it to a new or existing playground to create a more welcoming, inclusive environment.

SEE PAGE 150 FOR MORE DETAILS ON QUIET GROVE.



TOT BUILDERS

Children will step into a world of their own creation with Tot Builders, a collection of playhouses by Little Tikes Commercial. Tot Builders are packed with play value and surprise details that will keep children coming back to discover more.

We consulted child development and inclusive play experts to ensure we support the growing needs of children ages 2 to 5 years (18 mo. to 5 yrs CSA), whether they're typically developing or have disabilities. Tot Builders were thoughtfully designed to make it easy for adults to interact with children as they play, or to supervise play from a distance. Include Tot Builders in your play space design to create a whimsical environment that engages all visitors.

SEE PAGE 176 FOR MORE DETAILS.




Patent Pending.

ROPE PLAY

Rope play gives children the opportunity to create their own challenging climbing paths. Our new rope elements have a modern aesthetic with all the play value of traditional rope structures, and they pair with existing rope components.


Looking for something more? Our Custom Design Studio can help turn your dream into a reality.



GRAND
STRAND



**CRAZY
CURTAIN**



**SIL
SCRAMBLE**



**COSMIC
CATWALK**



**TANDEM
NET**




TO LEARN MORE ABOUT THESE NEW ROPE COMPONENTS, SEE PAGE 104.

CUSTOM

From prehistoric adventures to musically inspired fun, our custom and themed playgrounds provide the perfect setting for imaginative play. Amazing playground designs begin with extraordinary vision. The Little Tikes Commercial Custom Design Studio is a team of talented and creative designers who will help you develop your idea and bring it to life, step by step.





Custom Rope Concept. Contact your local Sales Representative for more information.



INSPIRATION GALLERY



BULJAN PARK

Roseville, California

Local Sales Representative: All About Play





SUMMIT PARK

Manchester, New Jersey

Local Sales Representative: Boyce Associates





As an initiative to improve the safety of the neighborhood, Summit Park needed a new play space to provide a welcoming environment for children and families. Part of the challenge was the small site that was available for new equipment. In order to maximize the area, Little Tikes Commercial's local representative Boyce Associates created an innovative space packed with play value.

Inspired by the name of the park, the new playground uses a mountain theme, complete with a Rocky Mountain Roof, NU-Edge® Rock Challenge Wall, and Tree Climb. To appeal to a variety of ages, the play space integrates upper platforms and twisting Tube Slides for older children as well as accessible surfacing and ground-level play panels including a lemonade stand for the younger park-goers.

When Summit Park reopened, what was planned to be a small grand opening turned into a huge event full of excitement and support from the community. Summit Park is now truly a safe place for families to play!





WINTER HILL INNOVATION SCHOOL

Somerville, Massachusetts

Local Sales Representative: Jason Corbett, Little Tikes Commercial





GEORGE SAVAGE PARK

Oakville, Ontario

Local Sales Representative: Steve Howes, PlayPower Canada

With an expanding neighborhood, George Savage Park in Oakville, Ontario needed an inclusive, new play space that was a perfect fit for all generations. Little Tikes Commercial created a playground based on an obstacle course as a fun way to get kids active and engaged. The space is full of fun, interactive features such as Stacked Timber Walls and climbing nets, and even a timer to see how fast you can go through the course!

Inspired by nature, the playground incorporates natural colors, tree top features, and stone and wood accents. Accessible swings, ground-level activity panels, and transfer stations all help to make the park more accessible. With the brand new play space and a school located adjacent to the park, George Savage Park is now busier than ever!







SUSKIN PARK

Piscataway, New Jersey

Local Sales Representative: Boyce Associates





Suskin Park in New Jersey has a colorful, new play space thanks to Little Tikes Commercial's local representative Boyce Associates. With a plan to create a larger, more appealing place to play, the new space features a NU-Edge® Tower, multiple climbers, and even the tallest slide in Piscataway! The play space creates a stimulating experience for children of all ages through musical Concerto™ Congas, Chimes, and Vibes.

To give a natural feel to the play space, Naturtek® was used on such features as the NU-Edge® Crawl Log and Rock Challenge Wall. The material is easy to install and maintain, and feels exactly like real trees, rocks, and logs. The park also incorporates larger than life Frog and Tucson Turtle Climbers inspired by the area's surrounding wetlands. The park's 360-degree pathway and ample seating make it a complete play destination. With the completion of the brand new space, Suskin Park is thriving and packed with families throughout the year!





GATEWAY COLLEGE PREPARATORY

Georgetown, Texas

Local Sales Representative: Lea Park and Play







LAGOS DE MORENO PARK

Brea, California

Local Sales Representative: Pacific Park and Playground Inc.



Lagos de Moreno Park is a joint elementary school/ community park located in Brea, California. The City wanted to update the playground with a tower that could be seen by the surrounding neighborhood, graphics that would honor their fire department and the adjacent elementary school, and bright colors to wow the community.

Little Tikes Commercial representative Pacific Park and Playground met with Brea Public Works officials to create a space for older children with a towering SkyBuilders® structure in bold primary colors. The area is complemented by ground-based elements including Floating Stones and Tire Climbers. The tot space includes a fire truck themed structure with custom signs honoring the Brea Fire Department and Laurel Elementary School.

With picnic tables and shade structures making the playground comfortable for long visits, the new destination playground is loved by both the City of Brea and Laurel Elementary.





EAVES APARTMENTS

Walnut Creek, California

Local Sales Representative: All About Play







HIDDEN TRAILS PARK

Bulverde, Texas

*Local Sales Representative:
Lea Park and Play*





The community in Bulverde, Texas, wanted a playground that captured the fun in the busy and beautiful landscapes nearby. Several natural tourist attractions, including The Texas Hill Country, Canyon Lake, and Natural Bridge Caverns, are all within a short distance of this relatively new community. The ultimate goal was to bring a natural play theme to a park that already had quite a bit to offer adults. Hidden Trails Park features a fishing pond, miles of walking trails, pools, and now – a playground to match.

Little Tikes Commercial representative Lea Park and Play worked with Lennar San Antonio to create an original playground design with three separate play structures built into the natural elements of the site. Here you'll find slides built into hills, climbing walls, tunnels, and an overlook spot – all in colors that complement the natural landscape. The natural look of NU-Edge® and the Naturtek® material that resembles wood made it possible. While children have plenty of fun exploring this new play space on their own, the community also has a lifestyle director to plan activities in this new area for the kids. There are certainly adventures to be had in this new playground at Hidden Trails Park.





BABE NICKLOUS POOL PARK

Newberg, Oregon

Local Sales Representative: Cascade Recreation





Babe Nicklous is a legend in Newberg, Oregon. Except for the few years he spent serving in the military, he lived his entire life in the community. When he returned home from serving as a Crew Chief for jet fighters in the United States Air Force, he worked for the City of Newberg and the Parks and Recreation District. When he retired in 1998, he had been a part of the planning and development of more than 18 parks, and the community named this park in his honor.

Little Tikes Commercial representative Cascade Recreation teamed up with Chehalem Aquatic and Fitness Center in Newberg, Oregon to revamp and relocate the playground. It was a true team effort, as members of the community's Rotary and Kiwanis clubs were a part of the installation for this new playground. It features two NU-Edge® structures with six different slides! You'll also find swings and various interactive panels for all ages to enjoy. While Babe passed away in 2016, his legacy at this playground is alive and well.





MEMORIAL PARK

Carpinteria, California

Local Sales Representative: Pacific Park and Playground Inc.





Initially developed as a park nearly 50 years ago, Memorial Park in Carpinteria, California was in need of an upgrade. Little Tikes Commercial's local representative Pacific Park and Playground was asked to create a new, innovative play space to meet the needs of the growing neighborhood.

Using the picturesque backdrop of the ocean and mountains as inspiration, the play space incorporates a natural theme, complete with a NU-Edge® Stacked Timber Wall and Tree Stump Climber that emulate the surrounding landscape. The park's new space also includes exciting features like the Roller and Colossus Slides, as well as a challenging Plank Bridge Climber.

From the inclusive unitary surfacing to the built-in shade features and ample benches, Memorial Park now has something for everyone!



ELIOT ELEMENTARY

Boston, Massachusetts

*Local Sales Representative:
Jason Corbett, Little Tikes Commercial*







HICKORY LANE PARK

Jackson, Wisconsin

Local Sales Representative: Northland Recreation





Hickory Lane Park has created a tropical oasis in Wisconsin. It was a team effort to bring this playground to life – the community of Jackson came together to raise money and make it happen. While Jackson is a rural community, its proximity to Milwaukee and other large cities makes it a community of commuters. These commuters work in the city, and enjoy coming home to relax and play with their children – the new playground provides the perfect environment to do just that.

Little Tikes Commercial representative Northland Recreation partnered with the Village of Jackson to create a tropical paradise. The existing splash pad in Hickory Lane Park had been a popular destination for play, but it needed a themed playground to match. The new playground is twice the size of the old one and features inclusive play elements, so children of all ages and abilities can enjoy playing side-by-side. You'll find a NU-Edge® tower, several slides, climbing features, a Rock 'N Ship Glider, a Revolution Inclusive Spinner, and a sand play area. With the Palm Tree Roofs, colorful inclusive surfacing, and plenty of shade, it's no surprise this new playground, combined with the splash pad, makes the perfect paradise to spend a sunny afternoon.

Hickory Lane Park

Jackson, Wisconsin



PLAY STRUCTURES

44 PlayStax™

52 NU-Edge®

62 Unlimited Play

72 Kid Builders®

78 Kid Builders® Themed

82 Gelefish®

84 N-R-G Builders®

90 SkyBuilders®

94 Play Builders®

100 MaxPlay®



STRUCTURES AT A GLANCE



PlayStax™

Ages: 5-12 (5-12 CSA)

Modular and stackable, with a cool, kid-built aesthetic! Compatible with NU-Edge and Kid Builders.

Kid Builders®

Ages: 2-5, 5-12 (18 mos-5, 5-12 CSA)

Our best-selling play structures, Kid Builders feature a 5" post and steel clamp system and massive array of play activities (over 500)!



N-R-G Builders® & N-R-G Freestyle

Ages: 5-12 (5-12 CSA)

Build your own ground-level fitness challenge course and make physical activity fun again with our deckless play systems.



Gelefish®

Ages: 5-12 (5-12 CSA)

Dive into a world of imagination. Compatible with Kid Builders activities, Gelefish adds a lofty, modern look and plenty of shade.



NU-Edge®

Ages: 2-5, 5-12 (18 mos-5, 5-12 CSA)

The NU-Edge play system is designed around the striking dichotomies of natural/urban materials and modern/rustic design.

SkyBuilders®

Ages: 5-12 (5-12 CSA)

Conquer new heights and add some thrill with our 5" post and tower play system, compatible with Kid Builders components.



Play Builders®

Ages: 2-5, 5-12 (18 mos-5, 5-12 CSA)

Don't let the 3.5" post fool you—this Direct Connect play system is just as durable and fun, with budget-friendly options for all.



MaxPlay®

Ages: 2-5, 5-12 (18 mos-5, 5-12 CSA)

Pre-configured and ready-to-go—just choose your color palette! These structures are a play-rich solution for any space or budget.



PLAYSTAX™

City of Berea Berea, Kentucky

A small, family-friendly city in Kentucky needed a playground upgrade. Berea is home to a community school and liberal arts college – families in the area love to be outdoors, and many of them play sports and enjoy nature. The old playground was about 30 years old, often in need of repair, and featured only a few activities for children – no longer a good match for the community surrounding it.

The City of Berea worked with Little Tikes Commercial representative, Bluegrass Recreation, to create a playground featuring PlayStax™—a line of kid-built, modular equipment that comes in 1, 2 or 3 levels. In addition to being much larger than the pre-existing playground, the new playground has activities for children 5-12 years of age to enjoy. It has a unique footprint – a tall structure with plenty of ways to climb to the top, lookout towers, and different rooms inside to explore. It also has two slides – including a tube slide that twists and turns from the top of the structure to the bottom. Since the new playground has been installed, it's become much busier than it was before – taking the level of play in the City of Berea to new heights.



PS20-71846
5-12, 5-12 CSA
APPROX. PRICE **\$69,600**



PS20-71839
5-12, 5-12 CSA
APPROX. PRICE **\$59,500**

ITEM	AGES	USE ZONE	EVENTS	USERS	TOP VIEW	APPROX. PRICE
PS20-71848	5-12, 5-12 CSA	50' x 35' (15.37m x 10.57m)	15	72	Pg. 188	\$92,700
PS20-71839	5-12, 5-12 CSA	41' x 40' (12.34m x 12.14m)	8	74	Pg. 188	\$59,500
PS20-71843	5-12, 5-12 CSA	70' x 43' (21.46m x 13.03m)	23	91	Pg. 188	\$97,900
PS20-71846	5-12, 5-12 CSA	42' x 42' (12.72m x 12.75m)	14	66	Pg.188	\$69,600



PS20- 71848
5-12, 5-12 CSA
APPROX. PRICE **\$92,700**



PS20-71843
5-12, 5-12 CSA
APPROX. PRICE **\$97,900**

PS20-71845
5-12, 5-12 CSA
APPROX. PRICE **\$61,000**



PS20-71840
5-12, 5-12 CSA
APPROX. PRICE **\$138,900**





PS20-71844
5-12, 5-12 CSA
APPROX. PRICE **\$98,000**



PS20-71838
5-12, 5-12 CSA
APPROX. PRICE **\$183,700**



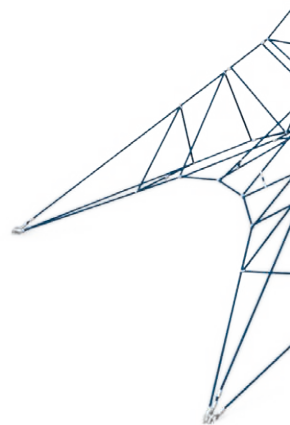
ITEM	AGES	USE ZONE	EVENTS	USERS	TOP VIEW	APPROX. PRICE
PS20-71838	5-12, 5-12 CSA	59' x 59' (17.91m x 17.91m)	24	93	PG. 189	\$183,700
PS20-71840	5-12, 5-12 CSA	44' x 61' (13.33m x 18.44m)	26	116	PG. 189	\$138,900
PS20-71844	5-12, 5-12 CSA	51' x 50' (15.67m x 15.24m)	17	71	PG. 189	\$98,000
PS20-71845	5-12, 5-12 CSA	44' x 38' (13.26m x 11.63m)	11	53	PG. 189	\$61,000



PS20-71841
5-12, 5-12 CSA
APPROX. PRICE **\$93,500**



PS20-71842
5-12, 5-12 CSA
APPROX. PRICE **\$96,200**



ITEM	AGES	USE ZONE	EVENTS	USERS	TOP VIEW	APPROX. PRICE
PS20-71837	5-12, 5-12 CSA	66' x 53' (19.96m x 16.15m)	22	79	PG. 190	\$151,300
PS20-71841	5-12, 5-12 CSA	50' x 47' (15.24m x 14.38m)	18	77	PG. 190	\$93,500
PS20-71842	5-12, 5-12 CSA	50' x 51' (15.21m x 15.39m)	18	54	PG. 190	\$96,200
PS20-71847	5-12, 5-12 CSA	43' x 35' (13.21m x 10.77m)	12	54	PG. 190	\$56,300



PS20-71847
5-12, 5-12 CSA
APPROX. PRICE **\$56,300**



PS20-71837
5-12, 5-12 CSA
APPROX. PRICE **\$151,300**

NU-EDGE[®]



Scottsdale Bible Church

Cave Creek, AZ

Scottsdale Bible Church is a non-denominational church located in Scottsdale, Arizona. In 2018, the church merged with North Ridge Community Church to open the SBC North Ridge campus. The property sits on 33 acres in Cave Creek, Arizona.

With the merger came major renovations to the North Ridge site. In addition to technical and parking improvements, the campus needed a play space. Little Tikes Commercial representative Arizona Recreation Design, of Phoenix, stepped in to help SBC North Ridge create a playground that appeals to the 250 children who attend services each weekend.

The new play space engages children with a soaring NU-Edge Tower with two slides, a tree climb with treehouse panels, and a Culvert Climber. A separate tot area provides a double wide slide, an abacus panel, and plenty of climbing opportunities for younger members of the congregation. Poured-in-place rubber surfacing and bright colors make the play space an attractive gathering place for all church members.

SBC North Ridge opened for worship in January 2019, along with its new playground.






NE20-71862
5-12, 5-12 CSA
APPROX. PRICE **\$74,800**



NE20-71858
5-12, 5-12 CSA
APPROX. PRICE **\$104,900**

ITEM	AGES	USE ZONE	EVENTS	USERS	TOP VIEW	APPROX. PRICE
NE20-71858	5-12, 5-12 CSA	53' x 48' (16.15m x 14.53m)	22	93	PG. 191	\$104,900
NE20-71860	5-12, 5-12 CSA	45' x 36' (13.77m x 10.92m)	13	53	PG. 192	\$62,200
NE20-71861	5-12, 5-12 CSA	64' x 32' (19.35m x 9.88m)	16	68	PG. 191	\$56,200
NE20-71862	5-12, 5-12 CSA	48' x 43' (14.53m x 13.18m)	19	78	PG. 191	\$74,800
NE20-71863	5-12, 5-12 CSA	47' x 41' (14.35m x 12.60m)	13	45	PG. 192	\$51,400



NE20-71861
5-12, 5-12 CSA
APPROX. PRICE **\$56,200**



NE20-71860
5-12, 5-12 CSA
APPROX. PRICE **\$62,200**



NE20-71863
5-12, 5-12 CSA
APPROX. PRICE **\$51,400**

NE20-71856
5-12, 5-12 CSA
APPROX. PRICE **\$78,800**



NE20-71849
5-12, 5-12 CSA
APPROX. PRICE **\$178,300**



NE20-71850
5-12, 5-12 CSA
APPROX. PRICE **\$114,300**



Hidden Trails Park

Bulverde, Texas



NE20-71855
5-12, 5-12 CSA
APPROX. PRICE **\$82,000**



ITEM	AGES	USE ZONE	EVENTS	USERS	TOP VIEW	APPROX. PRICE
NE20-71849	5-12, 5-12 CSA	68' x 61' (20.62m x 18.46m)	26	102	PG. 192	\$178,300
NE20-71850	5-12, 5-12 CSA	59' x 56' (17.83m x 17.02m)	21	86	PG. 193	\$114,300
NE20-71855	5-12, 5-12 CSA	53' x 44' (16.26m x 13.44m)	19	66	PG. 193	\$82,000
NE20-71856	5-12, 5-12 CSA	61' x 46' (18.72m x 14.12m)	18	76	PG. 192	\$78,800




NE20-71851
5-12, 5-12 CSA
APPROX. PRICE **\$130,000**



NE20-71853
5-12, 5-12 CSA
APPROX. PRICE **\$93,600**

ITEM	AGES	USE ZONE	EVENTS	USERS	TOP VIEW	APPROX. PRICE
NE20-71851	5-12, 5-12 CSA	69' x 40' (20.93m x 12.29m)	24	102	PG. 193	\$130,000
NE20-71853	5-12, 5-12 CSA	58' x 46' (17.55m x 13.92m)	22	76	PG. 193	\$93,600
NE20-71854	5-12, 5-12 CSA	62' x 47' (18.82m x 14.38m)	20	81	PG. 194	\$104,600
NE20-71859	5-12, 5-12 CSA	54' x 40' (16.41m x 12.29m)	22	92	PG. 194	\$92,300



NE20-71859
5-12, 5-12 CSA
APPROX. PRICE **\$92,300**



NE20-71854
5-12, 5-12 CSA
APPROX. PRICE **\$104,600**



NO CLIMBING



Winter Hill Community
Innovation School
Somerville, MA





We believe every child has the right to play. That's why we've partnered with Unlimited Play, a 501(c)3 non-profit organization that helps create fully accessible playgrounds—to provide the magic of outdoor play to children of all abilities. Together, we reach beyond minimum accessibility standards to design playgrounds

WHERE LIMITATIONS ARE FORGOTTEN AND DIFFERENCES ARE CELEBRATED.

We're delighted to celebrate inclusion with new Platinum and Gold playgrounds—play spaces endorsed by Unlimited Play that recognize your commitment to going beyond minimum ADA standards without exceeding your budget or space.

Platinum playgrounds are fully inclusive play spaces where children of all abilities can enjoy the benefits of play. We recognize that not everyone has the space and budget for a Platinum Playground, but we believe there are ways to increase inclusiveness for any budget and space. To that end, Unlimited Play has created a **Gold** designation for inclusive playgrounds. Learn more about these designations on the following pages.



PLATINUM ★★ PLATINUM

Each Platinum playground:

- Is fully inclusive, including unitary surfacing.
- Has a structure accessible to the highest point.
- Promotes parallel play.
- Has three levels of climbing challenge.
- Has sensory experiences, such as play panels.

GOLD ★ GOLD

In every Gold playground you'll find:

- A structure accessible to the first or second deck.
- Transfer stations to slides.
- Parallel play opportunities.
- Three levels of climbing challenge.
- Sensory experiences, such as play panels.



ACCESSIBLE TO THE HIGHEST POINT



TRANSFER DECK

PRETEND PLAY

TACTILE PLAY

★ GOLD

UP20-72188

5-12, 5-12 CSA

APPROX. PRICE \$104,300



ITEM	AGES	USE ZONE	EVENTS	USERS	TOP VIEW	APPROX. PRICE
UP20-71868	5-12, 5-12 CSA	74' x 74' (22.40m x 22.50m)	43	172	PG. 194	\$219,600
UP20-72188	5-12, 5-12 CSA	68' x 69' (20.65m x 20.93m)	17	86	PG. 195	\$104,300



PRETEND PLAY



SLIDES ACCESSIBLE
BY RAMP

SENSORY PANELS

COOPERATIVE PLAY

★★ **PLATINUM**

UP20-71868
5-12, 5-12 CSA
APPROX. PRICE **\$219,600**

Platinum playgrounds also include at least one vestibular motion experience (shown below), shade, unitary surfacing, benches, and fencing.



TURNABOUT SPINNER



INCLUSIVE SWING SEAT



ROCK N' SHIP GLIDER

INCLUSIVE PLAY

Play Structures



PARALLEL PLAY

ACCESSIBLE TO THE HIGHEST POINT

CLIMBING CHALLENGE
3 LEVELS

PRETEND PLAY

★★ PLATINUM

UP20-71869
5-12, 5-12 CSA
APPROX. PRICE \$207,200



SENSORY PLAY

CLIMBING CHALLENGE
3 LEVELS

PRETEND PLAY



★ GOLD

UP20-72161
5-12, 5-12 CSA
APPROX. PRICE \$149,000

ITEM	AGES	USE ZONE	EVENTS	USERS	TOP VIEW	APPROX. PRICE
UP20-71869	5-12, 5-12 CSA	75' x 72' (22.91m x 22.07m)	37	202	PG. 195	\$207,200
UP20-72161	5-12, 5-12 CSA	50' x 83' (15.21m x 25.30m)	28	165	PG. 196	\$149,000



CLIMBING CHALLENGE
3 LEVELS

SENSORY PANELS

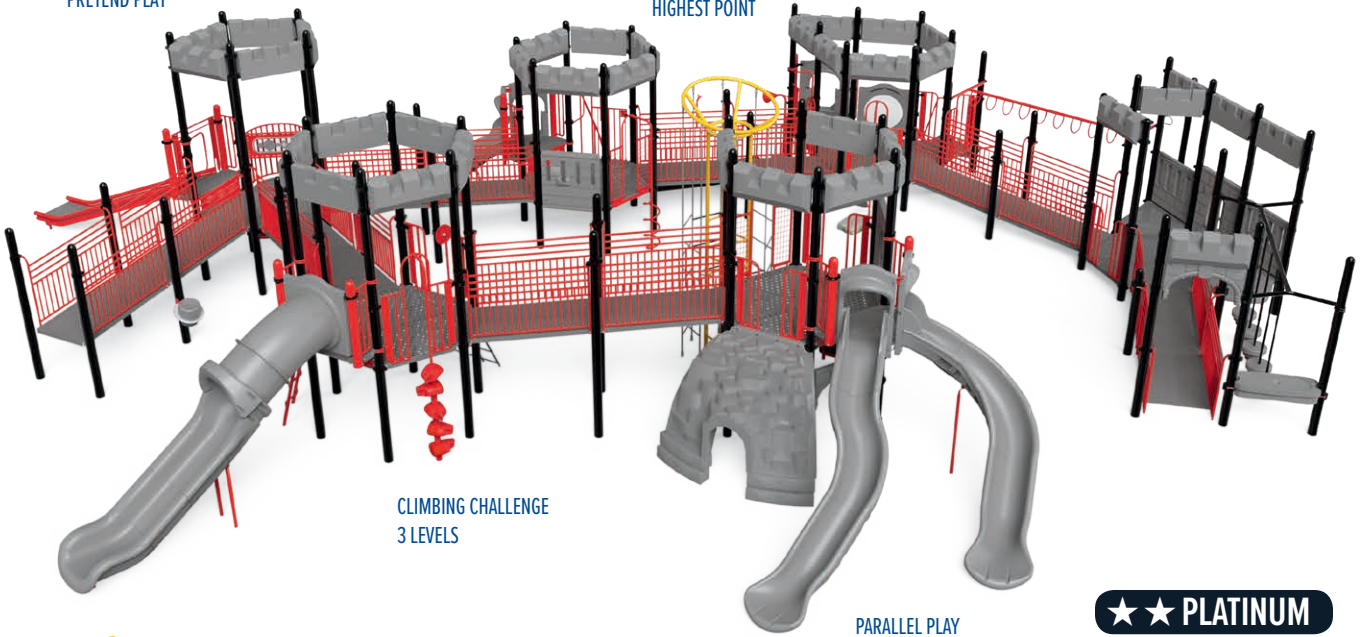


★ GOLD

UP20-72191
5-12, 5-12 CSA
APPROX. PRICE \$117,000

PRETEND PLAY

ACCESSIBLE TO THE
HIGHEST POINT



CLIMBING CHALLENGE
3 LEVELS

PARALLEL PLAY

★★ PLATINUM

UP20-71866
5-12, 5-12 CSA
APPROX. PRICE \$206,900



ITEM	AGES	USE ZONE	EVENTS	USERS	TOP VIEW	APPROX. PRICE
UP20-71866	5-12, 5-12 CSA	24' x 79' (7.37m x 24.15m)	35	142	PG. 196	\$206,900
UP20-72191	5-12, 5-12 CSA	62' x 44' (18.87m x 13.54m)	18	95	PG. 196	\$117,000

INCLUSIVE PLAY

Play Structures



★★ PLATINUM

UP20-71871

5-12, 5-12 CSA

APPROX. PRICE \$200,300



★★ PLATINUM

UP20-71874

5-12, 5-12 CSA

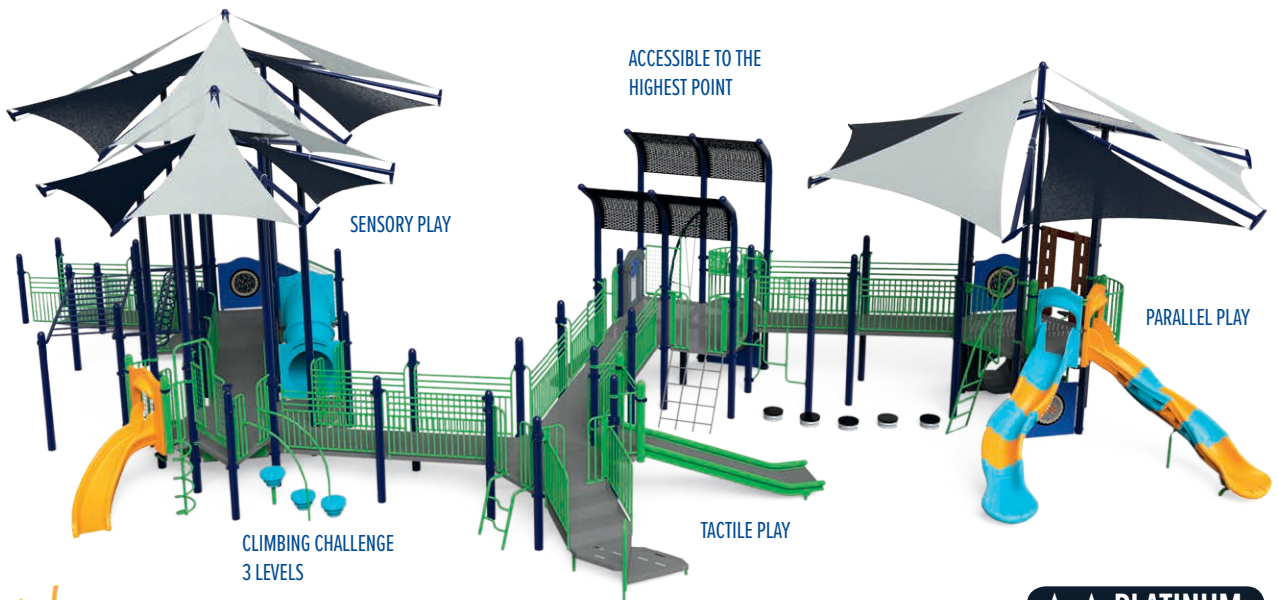
APPROX. PRICE \$114,800

ITEM	AGES	USE ZONE	EVENTS	USERS	TOP VIEW	APPROX. PRICE
UP20-71871	5-12, 5-12 CSA	74' x 77' (22.50m x 23.44m)	40	199	PG. 197	\$200,300
UP20-71874	5-12, 5-12 CSA	69' x 50' (21.08m x 15.24m)	31	123	PG. 197	\$114,800



★★ PLATINUM

UP20-71875
5-12, 5-12 CSA
APPROX. PRICE **\$103,500**



★★ PLATINUM

UP20-71873
5-12, 5-12 CSA
APPROX. PRICE **\$159,400**



ITEM	AGES	USE ZONE	EVENTS	USERS	TOP VIEW	APPROX. PRICE
UP20-71873	5-12, 5-12 CSA	83' x 50' (25.37m x 15.11m)	31	126	PG. 198	\$159,400
UP20-71875	5-12, 5-12 CSA	50' x 61' (15.21m x 18.54m)	26	122	PG. 197	\$103,500

INCLUSIVE PLAY

Play Structures



PARALLEL PLAY

PRETEND PLAY

CLIMBING CHALLENGE
3 LEVELS

★ GOLD

UP20-71877

5-12, 5-12 CSA

APPROX. PRICE \$86,000



ACCESSIBLE TO THE HIGHEST POINT



TACTILE PLAY

CLIMBING CHALLENGE
3 LEVELS

PARALLEL PLAY

PRETEND PLAY

★★ PLATINUM

UP20-71865

5-12, 5-12 CSA

APPROX. PRICE \$191,100

ITEM	AGES	USE ZONE	EVENTS	USERS	TOP VIEW	APPROX. PRICE
UP20-71877	5-12, 5-12 CSA	60' x 52' (18.36m x 15.90m)	26	122	PG. 198	\$86,000
UP20-71865	5-12, 5-12 CSA	79' x 59' (24.13m x 17.98m)	26	142	PG. 198	\$191,100

Unlimited Play playgrounds are often themed—use any of our themed products or let the Little Tikes Commercial Custom Design Studio design a playground just for you.



Jake's Field of Dreams in Wentzville, MO

Consider adding Concerto™ and a Quiet Grove for a truly inclusive space. To learn more about these unique products, turn to page 150.



CONCERTO™



QUIET GROVE

KID BUILDERS®



Rosehorn Park

St Thomas, Ontario



KB20-71890
2-12, 18 MO-12 YR CSA
APPROX. PRICE **\$52,400**



KB20-71885
5-12, 5-12 CSA
APPROX. PRICE **\$105,900**



KB20-71884
5-12, 5-12 CSA
APPROX. PRICE **\$108,000**

ITEM	AGES	USE ZONE	EVENTS	USERS	TOP VIEW	APPROX. PRICE
KB20-71884	5-12, 5-12 CSA	54' x 48' (16.41m x 14.68m)	29	92	PG. 199	\$108,000
KB20-71885	5-12, 5-12 CSA	66' x 51' (20.17m x 15.47m)	31	133	PG. 199	\$105,900
KB20-71890	2-12, 18 mo-12 yr CSA	52' x 38' (15.80m x 11.48m)	17	72	PG. 199	\$52,400



KB20-71888
5-12, 5-12 CSA
APPROX. PRICE **\$89,400**



KB20-71889
5-12, 5-12 CSA
APPROX. PRICE **\$63,200**



KB20-71887
5-12, 5-12 CSA
APPROX. PRICE **\$91,100**

ITEM	AGES	USE ZONE	EVENTS	USERS	TOP VIEW	APPROX. PRICE
KB20-71887	5-12, 5-12 CSA	60' x 53' (18.41m x 16.13m)	23	95	PG. 200	\$91,100
KB20-71888	5-12, 5-12 CSA	55' x 44' (16.84m x 13.26m)	20	83	PG. 200	\$89,400
KB20-71889	5-12, 5-12 CSA	52' x 39' (15.93m x 11.76m)	21	64	PG. 200	\$63,200

KB20-71882
5-12, 5-12 CSA
APPROX. PRICE **\$148,800**



KB20-71886
5-12, 5-12 CSA
APPROX. PRICE **\$79,700**

KB20-71891
5-12, 5-12 CSA
APPROX. PRICE **\$62,600**



ITEM	AGES	USE ZONE	EVENTS	USERS	TOP VIEW	APPROX. PRICE
KB20-71882	5-12, 5-12 CSA	70' x 56' (21.28m x 16.99m)	28	128	PG. 200	\$148,800
KB20-71886	5-12, 5-12 CSA	55' x 47' (16.84m x 14.35m)	19	83	PG. 201	\$79,700
KB20-71891	5-12, 5-12 CSA	56' x 42' (17.14m x 12.78m)	19	79	PG. 201	\$62,600



KB20-71892
5-12, 5-12 CSA
APPROX. PRICE **\$31,400**



KB20-71883
5-12, 5-12 CSA
APPROX. PRICE **\$160,000**



KB20-71893
5-12, 5-12 CSA
APPROX. PRICE **\$34,300**

ITEM	AGES	USE ZONE	EVENTS	USERS	TOP VIEW	APPROX. PRICE
KB20-71883	5-12, 5-12 CSA	56' x 54' (17.04m x 16.51m)	30	113	PG. 201	\$160,000
KB20-71892	5-12, 5-12 CSA	41' x 32' (12.60m x 9.80m)	12	46	PG. 201	\$31,400
KB20-71893	5-12, 5-12 CSA	51' x 39' (15.67m x 11.99m)	15	65	PG. 202	\$34,300

KID BUILDERS[®] THEMED

Summit Park
Manchester, New Jersey





KID BUILDERS® THEMED

Play Structures



KBT20-71881
5-12, 5-12 CSA
APPROX. PRICE **\$77,200**



KBT20-71880
5-12, 5-12 CSA
APPROX. PRICE **\$51,600**

ITEM	AGES	USE ZONE	EVENTS	USERS	TOP VIEW	APPROX. PRICE
KBT20-71880	5-12, 5-12 CSA	43' x 40' (13.08m x 12.32m)	9	56	PG. 202	\$51,600
KBT20-71881	5-12, 5-12 CSA	50' x 40' (15.26m x 12.29m)	13	72	PG. 202	\$77,200



KBT20-71878
5-12, 5-12 CSA
APPROX. PRICE **\$154,100**



KBT20-71879
2-12, 18 MO-12 YR CSA
APPROX. PRICE **\$65,200**

ITEM	AGES	USE ZONE	EVENTS	USERS	TOP VIEW	APPROX. PRICE
KBT20-71878	5-12, 5-12 CSA	64' x 66' (19.48m x 20.17m)	31	142	PG. 202	\$154,100
KBT20-71879	2-12, 18 mo-12 yr CSA	57' x 32' (17.35m x 9.63m)	11	65	PG. 203	\$65,200

Independent Events sold separately.

GELEFISH[®]





GF20-71901
5-12, 5-12 CSA
APPROX. PRICE **\$64,800**



GF20-71900
5-12, 5-12 CSA
APPROX. PRICE **\$93,600**



ITEM	AGES	USE ZONE	EVENTS	USERS	TOP VIEW	APPROX. PRICE
GF20-71900	5-12, 5-12 CSA	56' x 47' (17.14m x 14.45m)	24	74	PG. 203	\$93,600
GF20-71901	5-12, 5-12 CSA	52' x 44' (15.70m x 13.46m)	14	68	PG. 203	\$64,800

N-R-G BUILDERS® AND FREESTYLE

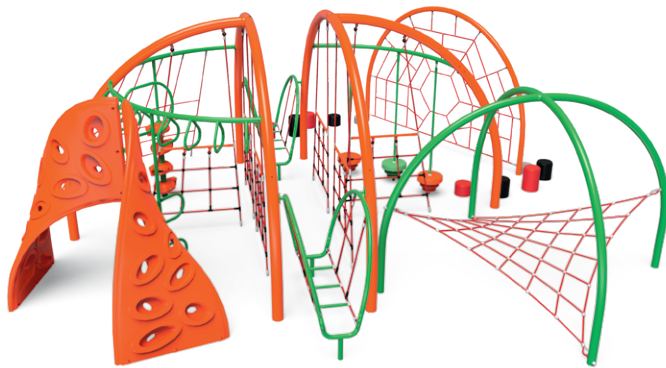
Janet Majerus Park
University City, Missouri



NRG20-71917
5-12, 5-12 CSA
APPROX. PRICE **\$59,600**



NRG20-71916
5-12, 5-12 CSA
APPROX. PRICE **\$48,200**



NRG20-71918
5-12, 5-12 CSA
APPROX. PRICE **\$49,100**



NRG20-71914
5-12, 5-12 CSA
APPROX. PRICE **\$72,200**

ITEM	AGES	USE ZONE	EVENTS	USERS	TOP VIEW	APPROX. PRICE
NRG20-71914	5-12, 5-12 CSA	54' x 61' (16.33m x 18.46m)	19	74	PG. 204	\$72,200
NRG20-71916	5-12, 5-12 CSA	43' x 44' (13.00m x 13.36m)	9	46	PG. 204	\$48,200
NRG20-71917	5-12, 5-12 CSA	65' x 39' (19.66m x 11.91m)	15	67	PG. 203	\$59,600
NRG20-71918	5-12, 5-12 CSA	37' x 38' (11.35m x 11.71m)	10	42	PG. 204	\$49,100



NRG20-71915
5-12, 5-12 CSA
APPROX. PRICE **\$71,400**



NRG20-71919
5-12, 5-12 CSA
APPROX. PRICE **\$121,700**



ITEM	AGES	USE ZONE	EVENTS	USERS	TOP VIEW	APPROX. PRICE
NRG20-71913	5-12, 5-12 CSA	76' x 62' (23.06m x 19.00m)	24	107	PG. 205	\$108,200
NRG20-71915	5-12, 5-12 CSA	63' x 49' (19.28m x 14.83m)	18	59	PG. 204	\$71,400
NRG20-71919	5-12, 5-12 CSA	57' x 40' (17.42m x 12.09m)	22	60	PG. 205	\$121,700



Janet Majerus Park
University City, Missouri



NRG20-71913
5-12, 5-12 CSA
APPROX. PRICE \$108,200

N-R-G FREESTYLE

Play Structures



NRGFS20-71912

5-12, 5-12 CSA

APPROX. PRICE **\$105,500**



NRGFS20-71910

5-12, 5-12 CSA

APPROX. PRICE **\$61,700**



NRGFS20-71911
5-12, 5-12 CSA
APPROX. PRICE **\$78,900**



ITEM	AGES	USE ZONE	EVENTS	USERS	TOP VIEW	APPROX. PRICE
NRGFS20-71910	5-12, 5-12 CSA	60' x 49' (18.34m x 15.06m)	21	70	PG. 206	\$61,700
NRGFS20-71911	5-12, 5-12 CSA	61' x 60' (18.52m x 18.29m)	30	66	PG. 206	\$78,900
NRGFS20-71912	5-12, 5-12 CSA	85' x 52' (25.91m x 15.77m)	28	100	PG. 205	\$105,500

SKYBUILDERS®



Lagos de Moreno Park
Brea, California



SB20-71898
5-12, 5-12 CSA
APPROX. PRICE **\$87,000**



SB20-71899
5-12, 5-12 CSA
APPROX. PRICE **\$71,200**

ITEM	AGES	USE ZONE	EVENTS	USERS	TOP VIEW	APPROX. PRICE
SB20-71898	5-12, 5-12 CSA	67' x 48' (20.37m x 14.68m)	16	95	PG. 206	\$87,000
SB20-71899	5-12, 5-12 CSA	51' x 51' (15.54m x 15.54m)	15	64	PG. 207	\$71,200



SB20-71895
5-12, 5-12 CSA
APPROX. PRICE **\$66,200**



SB20-71896
5-12, 5-12 CSA
APPROX. PRICE **\$137,300**

ITEM	AGES	USE ZONE	EVENTS	USERS	TOP VIEW	APPROX. PRICE
SB20-71895	5-12, 5-12 CSA	59' x 40' (17.98m x 12.12m)	10	50	PG. 207	\$66,200
SB20-71896	5-12, 5-12 CSA	70' x 50' (21.18m x 15.14m)	21	98	PG. 207	\$137,300



SB20-71894
5-12, 5-12 CSA
APPROX. PRICE **\$149,000**

SB20-71897
5-12, 5-12 CSA
APPROX. PRICE **\$75,600**



ITEM	AGES	USE ZONE	EVENTS	USERS	TOP VIEW	APPROX. PRICE
SB20-71894	5-12, 5-12 CSA	55' x 55' (16.89m x 16.84m)	24	125	PG. 207	\$149,000
SB20-71897	5-12, 5-12 CSA	42' x 48' (12.67m x 14.73m)	12	55	PG. 208	\$75,600

PLAY BUILDERS®

Carpe Diem School

Leander, Texas







PB20-71906
2-12, 18 MO-12 YR CSA
APPROX. PRICE **\$31,300**



PB20-71904
5-12, 5-12 CSA
APPROX. PRICE **\$54,400**

ITEM	AGES	USE ZONE	EVENTS	USERS	TOP VIEW	APPROX. PRICE
PB20-71904	5-12, 5-12 CSA	40' x 47' (12.14m x 14.45m)	19	61	PG. 208	\$54,400
PB20-71906	2-12, 18 mo-12 yr CSA	44' x 30' (13.49m x 9.27m)	10	52	PG. 208	\$31,300



PB20-71905
2-12, 18 MO-12 YR CSA
APPROX. PRICE **\$34,100**



PB20-71903
5-12, 5-12 CSA
APPROX. PRICE **\$44,900**

ITEM	AGES	USE ZONE	EVENTS	USERS	TOP VIEW	APPROX. PRICE
PB20-71903	5-12, 5-12 CSA	40' x 41' (12.09m x 12.42m)	13	56	PG. 208	\$44,900
PB20-71905	2-12, 18 mo-12 yr CSA	37' x 31' (11.25m x 9.52m)	9	37	PG. 208	\$34,100



PB20-71907
2-12, 18 MO-12 YR CSA
APPROX. PRICE **\$27,900**



PB20-71908
5-12, 5-12 CSA
APPROX. PRICE **\$46,900**



PB20-71902
5-12, 5-12 CSA
APPROX. PRICE **\$59,700**

ITEM	AGES	USE ZONE	EVENTS	USERS	TOP VIEW	APPROX. PRICE
PB20-71902	5-12, 5-12 CSA	50' x 52' (15.14m x 15.77m)	21	76	PG. 209	\$59,700
PB20-71907	2-12, 18 mo-12 yr CSA	31' x 30' (9.45m x 9.25m)	11	42	PG. 208	\$27,900
PB20-71908	5-12, 5-12 CSA	48' x 33' (14.73m x 10.03m)	14	61	PG. 209	\$46,900

Carpe Diem School

Leander, Texas



May's Family Clubhouse at the Boys and Girls Club of San Antonio

San Antonio, Texas



Custom colors shown.



MAXPLAY[®]

Available Color Palettes:



Primary



Contemporary



Natural



MAXPLAY® 3
2-5, 18 MO-5 YR CSA
APPROX. PRICE **\$20,800**



MAXPLAY® 1
5-12, 5-12 CSA
APPROX. PRICE **\$21,900**



MINI MAX
2-5, 18 mo-5 yr CSA
APPROX. PRICE **\$11,500**

ITEM	AGES	USE ZONE	EVENTS	USERS	TOP VIEW	APPROX. PRICE
Mini Max	2-5, 18 mo-5 yr CSA	24' x 26' (7.32m x 7.93m)	4	19	PG. 209	\$11,500
MaxPlay® 1	5-12, 5-12 CSA	29' x 31' (8.84m x 9.45m)	8	42	PG. 209	\$21,900
MaxPlay® 3	2-5, 18 mo-5 yr CSA	32' x 30' (9.75m x 9.14m)	11	48	PG. 209	\$20,800

COMPONENTS


104 Rope Climbers	123 Motion Play
106 PlayStax™	124 Activity Panels
108 NU-Edge® Climbers	132 Themed Play
111 Infinity® Climbers	136 Overheads
112 Climbers	139 Accessories
117 Tunnels	140 Roofs
118 Bridges	142 Shade
120 Slides	143 N-R-G Components



CLIMBERS: ROPE

Components

Bring enhanced rope challenges to your play space with our new, 8-foot modular climbers. By combining rope play with traditional steel, these components create a multi-dimensional play element that allows children to climb to new heights.




Crazy Curtain N K

- Zigzag nets offer a unique environment to traverse and safe transfer to a deck.
- Provides opportunities for imaginative play.
- Links 2 decks between 6' and 8'.
- Spacing between decks is 8'.
- Explore a variety of play paths between decks!



Tandem Net N K

- Provides a fun, non-linear way to move between decks
- Maximize deck height 4 feet.



Silo Scramble with Single Enclosure N K

- Experience the thrill of being inside a double silo.
- Steel silo inside of a rope silo.
- Provides a social hangout spot.
- Explore a variety of play paths to the top.
- Deck to Deck (8' to 6')
- Silo to Deck (Silo to 6' deck)
- Silo to Deck (Silo to 8' deck)



Cosmic Catwalk K

- Twisting look will mesmerize and engage climbers!
- Children will have fun stepping over and under the rope to get through the tunnel.
- Tunnel provides a unique social hangout spot.





Straight Rope Climbing Wall K



Octopus Climber K P



Rope Tower K

- Available in pentagon and quad for deck mount as well as freestanding



Curved Climbing Wall K

- Deck accessed
- Also available as an independent event



Climbing Net K P



PlayStax™ is inspired by kid-built playgrounds from the past while meeting the safety standards of today! PlayStax reignite the magic of play with towering height, unpredictable play patterns, and a unique world of adventure. Their mesh enclosures support an exciting sense of risk for children while providing caregivers with excellent lines of sight.



Scan this code to explore this design in interactive 3D.



PlayStax Central Bridge Climber

X N K



PlayStax Central Ground Climber

X N K



PlayStax Central Stackable Climber

X N K




PlayStax Mission Control - Large Room X N K

PlayStax Observatory - Large Room X N K



PlayStax Kitchen - Medium Room X N K

PlayStax Game Room - Medium Room X N K



PlayStax Down on the Farm - Small Room X N K

PlayStax Garage - Small Room X N K

**Products may differ slightly from the final design.*

CLIMBERS: NU-EDGE®

Components



NU-Edge Clubhouse

- Elevated climbing challenges
- Ground-level cognitive and sensory stimulation, including built-in scavenger hunt game
- Mixed materials for “kid-built” aesthetic
- Connects to two 56” decks



NU-Edge Rope Scramble

- Asymmetric, dynamic rope climber for physical challenge
- Faux wood and translucent shade for edgy, playful aesthetic
- Connects to 56” or 64” deck



NU-Edge Culvert Climber

- Connects to 24”, 32”, 40”, or 48” decks
- Available as an Independent Event



NU-Edge Double Wall Climber

- Connects to 48”, 56”, or 64” decks



NU-Edge Trail Climber 48”

- Connects to 48”, 56”, 64”, or 72” decks



NU-Edge Tree Climb with Treehouse Panel

- Connects to 48”, 56”, 64”, or 72” decks



NU-Edge X Diamond Climb



NU-Edge X Plank Climb Deck-to-Deck



• Available in Deck-to-Deck 64" and 72" (shown above) or Ground-to-Deck 64" and 72" (shown left)

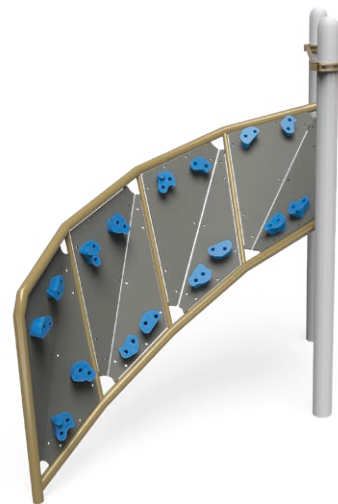


NU-Edge X Climber



NU-Edge X Lumberjack Climber

• Available in 64" and 72" heights



NU-Edge Influx Climber

CLIMBERS: NU-EDGE®

Components



Fun Rock - Medium N K P

• Also available as an Independent Event



Fun Rock - Large N K

• Also available as an Independent Event



Stacked Timber Wall N K P

• Also available as an Independent Event



Tri-Rock N K P



NU-Edge Rock Challenge Wall

N K G P



Arched Log Climber N K P



Tree Stump Climber 40" N K P

- Available in 1, 2, or 3 stumps
- Pine available in short
- Birch available in medium and tall




NU-Edge Plank Bridge Climber N K P

- Available in deck heights from 16" to 48"



Log Slice Climber N K P



Infinity Deck to Deck Link K P



Infinity Double Flex Climber K P



Infinity Boomerang K P



Infinity Single Flex Climber K P




Infinity Axis K P



Infinity Ground-to-Deck Climber
K P



Infinity High Climb K G P




Infinity Wings Climber K P

CLIMBERS

Components



Pedal Pod Loop **K**



Pedal Pod Climber **K P**



Pommel Climber **K P**
 • Also available with two posts



Pedal Twist **N K**
 • Simple, clean structure.
 • Experience the thrill of being up high!
 • Connects to 8' deck.



Vertical Pedal Pod Climber **K G P**



Hula Loop **K**



4 x 4 Climber **K P**



Accordian Climber **K P**



Spiral Climber **K P**



Side Step Climber **K P**
 • Available in deck-to-deck, deck-to-freestanding, and freestanding



Cylinder Climber **K**



Crazy Straw Climber **K**



Switchback Climber **K**



Loop Climber **K P**



Fan Climber **K G P**



Sliding Pole **K P**



Silo Climber **K G P**



Curly Climber **K P**



Wavy Rung Climber **K G P**



Snake Pole **K G P**

CLIMBERS

Components



Fire Escape Ladder **K**



Rung Ladder **K P**



Post Climber **K P**



Bumpy Climber **K P**

• Available in ground-to-deck (shown) or deck-to-deck



Seven Stone Climber **K P**



Stone Climber **K P**



Arch Chain Climber **K P**



Chain Net Climber **K P**

• Shown with safety loops



Ladder Panel **K P**



Step Ladder **K P**



Deck-to-Deck Incline Climber K P

• Also available in 48"



Sagging Climber K P



Wishbone Climber K P

• Available in 6' and 12' lengths



3-D Rock Challenge K



Rocky Rambler K P



Cliff Climb K P



Tilted Rock Challenge
K G P

CLIMBERS

Components



Tikes Peak Mountain Roof **K P**

Shown with custom shade.



Jungle Climber **K P**



Step Deck **K**

• Also available as a two step deck



Center Deck Access **K**

• Available in 72", 80", and 88" heights



Stairs **K P**

• Available in 24" and 36" heights



Transfer Station with hand loops **K P**




Transfer Station **K P**



Deck to Deck Steps **K G P**



Animal Crawl Tunnel **K P**



90° Crawl Tunnel **K P**




90° Extended Crawl Tunnel **K P**



Steel Crawl Tunnel **K**



Straight Crawl Tunnel **K P**



Double Crawl Tunnel **K P**



Criss Cross Crawl Tunnel **K P**

• Custom color featured



Incline Crawl Tunnel **K**



"S" Crawl Tunnel **K P**

BRIDGES

Components



Cosmic Catwalk **K P**



Hoop-La® Bridge Climber

K P

• Available in deck heights from 8" to 64"

Crazy Hoop-La® Bridge Climber

K P

• Available in deck heights from 8" to 64"

Time Warp Bridge Climber **K**

• Available in deck heights from 6" to 48"
• 8' span



Burmese Bridge Climber **K P**

• Available in deck heights from 16" to 24"

Cargo Bridge Climber **K**

• Available in deck heights from 16" to 24"



Accessible Bridge K P
• Available in 24" and 36" heights



90° Bridge K P
• Available in 24" and 36" heights



"S" Bridge K P
• Available in deck heights from 24" to 96"



Clatter Bridge with Guard Rails K P
• Available in deck heights 48" for 5-12 with guard rails and 30" for 2-5 deck heights to 96" with safety rails




Tri-Bridge K
• Available in deck heights from 24" to 96"



Cat Walk K P
• Available in deck heights from 24" to 96"



8' Arch Bridge with Safety Rails K P
• Also available in 4'
• Available in deck heights from 24" to 88"
• Available with guard rails, in deck heights from 24" to 48"



Floating Stones K P M
• Stones float 15" above the ground

SLIDES

Components



Triple Entry Quantum II Slide K



Quantum II Slide K



Quantum II Spiral Slide K P



Double Entry Quantum II Slide K P



Colossus Slide K P



Slalom Slide K


• Grooved texture gives a unique sensory and sliding experience



Morphous Slide **K P**



Hypersonic Slide **K P**



Hillside Slide **K P**



Straight Tunnel Slide **K P**



Double Wide Slide **K P**



Curved Slide **K P**



Roller Slide **K**

SLIDES

Components



Spiral Tunnel Slide K P



Wave Slide K P



Spiral Slide K P



Elbow Tunnel Slide K P



Elbow Slide K P



Toddler Slide P

• Also available: Double Wide Toddler Slide



Stainless Steel Spiral Slide K P



Stainless Steel Single Slide K P



Stainless Steel Double Wide Slide K P



Track Ride **K P**

• Available in 6 ft. Straight, 8 ft. Straight, 12 ft. Straight, 20 ft. Straight, 20 ft. Curved



Log Roll **K**



Spinfinity[®] Sitting **K**



Spinfinity[®] Standing **K P**

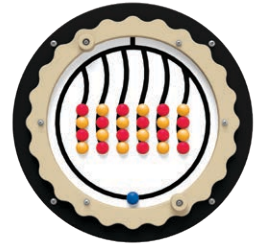
ACTIVITY PANELS

Components



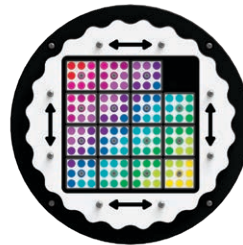
Activity Panels with Inserts

- Interactive play activities induce wonder, discovery, and creative thinking
- Select panel frame color, then pick an Activity Panel Insert (colors as shown)



Four-the-Win Insert K P

- Slide the caps and try to match four in a row to win



Slide & Solve Insert K P

- Slide the tiles vertically and horizontally to solve the puzzle



Hypnotize Insert K P

- Spin the outer ring and watch the resulting dizzying illusion




Magical Music Insert K P

- Make your own music, or listen to preset songs by touching each button



Funhouse Insert K P

- Rotate the mirror mosaic to alter the reflection of you and the world



Very Buried Insert K P

- Rotate the sphere to shift the pebbles and reveal buried objects



A-maze-ing Insert K P

- Turn the outer ring to direct the metal ball into the center



Recycled Treehouse Entry Panel N K P



Recycled Treehouse Window Panel N K P



Recycled Treehouse Safety Panel N K G P



Alex's Lemonade Stand K P

- Little Tikes Commercial makes a donation to Alex's Lemonade Stand, a nonprofit dedicated to fighting childhood cancer, for every panel purchased.




Braille Panel K G P

- Alphabet/number panel with clock (shown above) or object back options



Picture Communication Symbol Panel K G P

- Inclusive feature helps people with speech/hearing disabilities
- Choose 6 of an available 22 symbols
- Developed in conjunction with Mayer-Johnson
- Also available as a Double Sided Routed Panel with Sign Language



Sign Language Panel K G P



Crawl Panel P




Steel Crawl Panel K



Monkey Lean Out Panel K G P

ACTIVITY PANELS

Components



Tic-Tac-Toe Panel **K G P**

• Also available in steel



Math Panel **K G P**



Animal Panel **K G P**




Fun with Words Panel

K G P




Alphabet Panel **K G P**



Finger Maze Panel **K G P**




Moo Match Panel **K G P**



Theater Panel **K P**



Telescope Panel **K G P**



Dual Steering Panel **K**

• Front and back sides shown



Electronic Animal Panel **K P**




Swinging Monkeys Panel

K G P




Safety Panel with Plastic Steering Wheel **K G P**




Steel Driving Panel **K G**



Parachute Panel **K G**

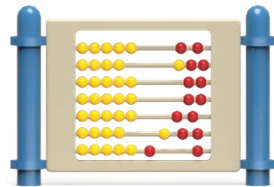


Steel Abacus Panel **K P**




Steel Counter and Vallance **K** Abacus Panel **K P**

• Also available in Plain, General Store, and Lemonade Stand



Steel Counter Panel **K G P**



Lattice Panel **K G P**



Bongo Panel **K P**



Window Panel **K G P**



Bubble Mirror Panel **K G P**



Abacus Reach Panel **K P**



Vehicle Reach Panel **K G P**



Bubble Panel **K G P**



Mirror Panel **K G P**

ACTIVITY PANELS

Components



Piano Panel **K G P**



Melody Maker Panel **K G P**



Melody Maker Reach Panel **K P**



Beat Blocks **K P**



Seat Panel **K**



Door Panel **K P**



Counter Panel **K**



Hang Out Seats **K P**



Find-the-Dino Panel **K G P**

• Also available in Find-the-Faces theme



Boingo **K P**



Steel Seat Panel **K**



Steel Dual Seat Panel **K**



Gear Panel K G P




Seven-Station Play Factory
K P



Periscope Panel P



Gear Reach Panel K P



Pirate Ship

Steel Laser Panels K G

Transform your playground into an adventure with our steel laser panels! Choose from a wide variety or have your own custom designed to fit your theme. KidBuilders™ available with matching steel post toppers.



Ant



Backboard



Baseball Diamond



Bat 2 Ball



Butterfly



Dragonfly



Grasshopper



Ladybug



Match the Trucks



Mountain Climber



Pirate



Pitcher



Quarterback



Referee



Running Back



Spider



Soccer



Volcano

Kid Village




Village Counter Panel **P**



Village Seat Panel **P**



Village Sandbox
Border Panel



Village Picket Fence Panel
P



Village Window Panel **P**
• Also available with Lexan window inserts



Village Activity Panel **P**
• Available in: Tic-Tac-Toe, Math, Fun with Words, Spelling, and Animal (shown)



Village Door Panel **P**

Enclosures



Wire Mesh Entry Panel **K**



Wire Mesh Offset Enclosure **K**



Wire Mesh Panel **K**



WeatherStation® K P

WeatherStation® play panels offer eight interactive, weather-related activities. Panels can be purchased as independent three-panel stations or as part of Kid Builders® and Play Builders® systems. Activities teach math, science, social studies, and language concepts and foster social, emotional, cognitive, and physical development.

INDEPENDENT THREE-PANEL CONFIGURATIONS:

Sunny Days

- Thermometer, The Weather Cycle, and Memory Game

Snowy Days

- Forecast the Weather, Forecast the Temperature, and Heat Index & Wind Chill

Cloudy Days

- Thermometer, Weather Cycle, and Weather Game

Windy Days

- Forecast the Temperature, Weather Cycle, and Heat Index & Wind Chill

Rainy Days

- Forecast the Weather, Memory Game, and Weather Game



Thermometer K P

- Look at the real thermometer, then spin the dial to match the temperature and reveal the corresponding image



Weather Cycle K P

- Turn the dial to reveal the stages of the weather cycle



Forecast the Weather K P

- Use the dial to reveal images that correspond to the conditions



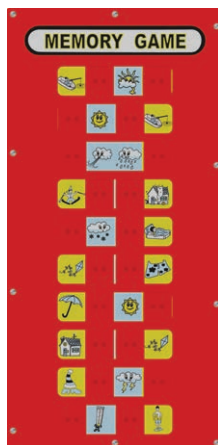
Forecast the Temperature K P

- Use the dial to predict the temperature range based on the previous day



What to Wear K P

- Spin to change the characters' clothing for the appropriate weather conditions



Memory Game K P

- Slide the tab to locate and match weather images



Heat Index & Wind Chill K P


- Spin the dials to change the temperature. Add temperature to humidity or wind speed to reveal the heat index/wind chill.



Weather Game K P

- Spin the dial, then move to the next space with that image. The first person to make it home wins!

Fire Truck Theme



Fire Truck Cap Assembly

Pumper Panel Assembly

Tire Panel Assembly 

Pumper Panel with Bell 

Barn Theme




Mesh Roof with Barn Gable 



Barn Panel 


Train Theme



Smoke Stack 



Cattle Guard 



Gear Panel 



Tool Box 




Fender Wheel 

Castle Theme




Castle Window Panel 




Castle Battlement 



Castle Arch Panel (with Battlement) 



Castle Safety Panel 



Castle Safety Panel (with Battlement) 

Frontier Theme



Frontier Window Panel 



Stockade Panel 



Rustic Entry Panel 



Frontier Safety Panel 



Corral Panel 

Tropical Theme



Bamboo Panel **K**



Palm Tree Roof **K P**



Tropical Thatch Roof **K**

Ship Theme



Ship Hull Panel **K**



Ship Spindle **K**



Ship Bow **K**



Ship Sail **K**



Ship Wheel **K**



Ship Flag and Mast **K**



Ship Window Panel **K**

OVERHEADS

Components



Straight Challenge Ladder K P



"Z" Challenge Ladder K P

• Also available in extended versions



"C" Challenge Ladder K P

• Also available in extended versions



Bowed Challenge Ladder K P



"S" Challenge Ladder K P

• Also available in extended versions



Single Fun Wheel K P




Fun Wheels K P




90° Fun Wheels K P



Circle Challenge Ladder **K P**




360° Overhead Ladder **K**




8' Combo Overhead **K P**



Double Ring Trek **K**



Loop Challenge Ladder **K P**



Ring Challenge Ladder **K P**

OVERHEADS

Components



Snake Challenge Ladder **K**



Roundabout Overhead **K P**



Ring Trek **K P**



Wavy Challenge Ladder **K P**



Trapeze Challenge Ladder **K P**



Truss Overhead Ladder **K P**



Overhead **K**



Therapeutic Rings **K P**



Telescope **K P**

- Gives a "kaleidoscope" view
- Rotates 360°



Talk Tube **K P**

- Megaphone shape captures and amplifies sound emissions
- Available in ground level and elevated versions



Colored Kick Plates with Faces



Steering Wheel **K**

- Available in plastic or aluminum.
- Choose from post mount, rail mount, or panel mount.



Turning/Chinning Bar **K P**

- Ground level event gives kids a place to exercise their upper body



Leg Lift Loop **K P M**

- Accessible ground level event gives kids a place to exercise their cores

Ramps



Wide Accessible Ramps



Ramps **K P**

- Deck Heights available from ground to 96"

ROOFS


Components




Curved Roof K P



Single Beam Roof K P



Double Beam Roof K P




Quad Roof P
• Available with flag




Full Slate Wedge Roof P



Square Roof K P



Plastic Arch P
• Steel version available for KidBuilders



Arch Roof P
• Add-ons available



Steel Mesh Arch Roof K
• Add-ons available



PlayStax Roof X



Extended Hex Roof K
• Available in 1, 2, or 3 extensions




Hex Roof K



Bus Stop Roof K

• Add-ons available



Steel Mesh Roof K



Steel Mesh Square Roof K



Steel Hex Roof K P



Steel Mesh Hex Roof K P



Swoosh Roof K



Leaf Roof K P



Palm Tree Roof K P



Tropical Thatch Roof K



Full Noodle Roof K

• Available in Single, Double, and Half



Gelefish™ Roof K



Diamond Roof Double Post K

• Steel panel
• Available in Single, Double, and Bent post options



Shade helps protect everyone from harmful UV rays and high temperatures. Add a bit of shade and you'll also extend the life of your playground, protecting the surfaces and equipment. See available colors and fabric options on page 217.



Pyramid Topper **K** **P**



Sail Topper **K** **P**




X with 2 Wing Nets and 2 Hoop-Las



X with 4 Wing Nets



X with 6 Wing Nets



Hub with 3 Hoop-Las and 3 Wing Nets




Hub with 6 Hoop-Las



Hub with Hoop-La Climb and 2 Wing Nets



Hub with Hoop-La Climb



Hub with Ball Maze and Shark Fin



Infinity Climber

• Standard double Infinity climber available for the N-R-G lineup



Infinity Flex

• Infinity climber with added flexible climbing extension



Quantum II Slide



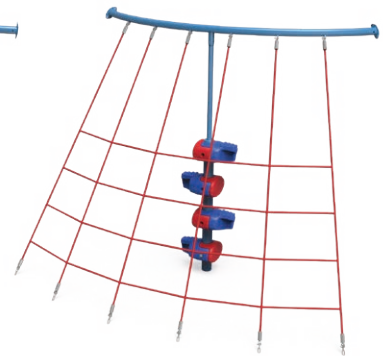
Agility Pods

- "Floating" stones on moving poles
- Also available with N-R-G Freestyle Connection




Perch Alley

- Moving linking event will challenge kids to move through, under, and around the hanging arches



Web Wall Stepper



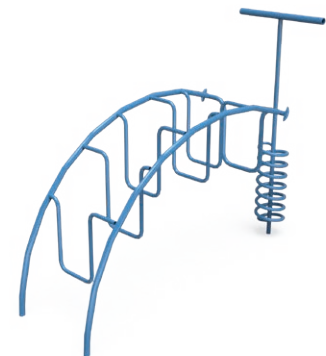
Overhead Ring Trek

- Series of overhead moving rings



Taco Climb

- Rope challenge



Ocean Surge

- Climber with steps that alternate sides



Overhead Ring and Rung

- Stationary rungs and moving rings




Inline with Rings and Rungs

- Overhead bars, stationary rungs, and moving rings




Overhead Inline with Rings

- Inline overhead challenge with moving rings for added fun and excitement




Ring Trek

- Overhead moving rings



Rung Overhead

- Overhead stationary rungs wide enough to grip with both hands



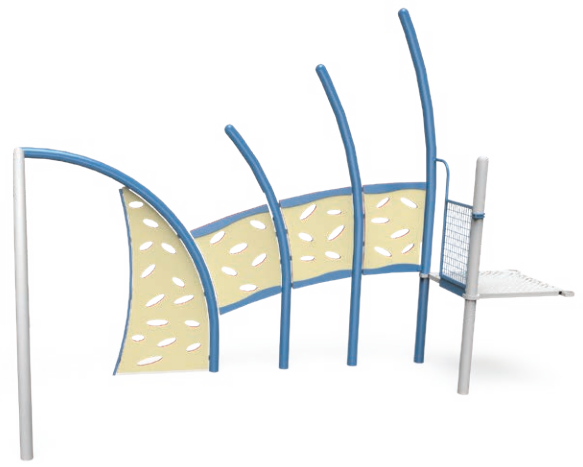
Loop Challenge

- Overhead stationary loop event develops upper body strength and coordination



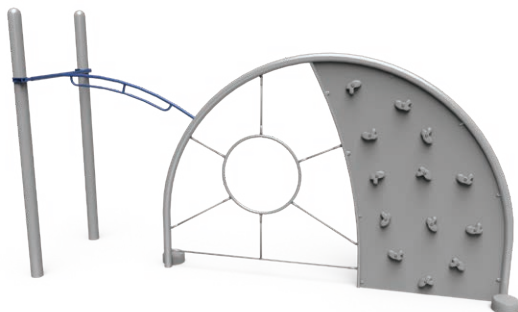
Fun Wheel

- Spinning overhead wheels



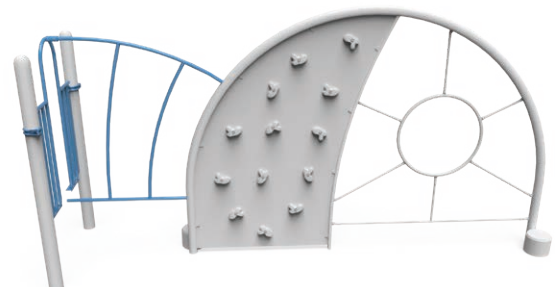
Swoop Connection

- Linking climber to connect your N-R-G Hub & Ball Maze to KidBuilders® structures



Overhead Link (KB to N-R-G)

- Stationary overhead bars to connect N-R-G and Kid Builders®



Arched Link (KB to N-R-G)

- Simple link climber to connect N-R-G and Kid Builders®, perfect for smaller sites

N-R-G FREESTYLE

Components



N-R-G Freestyle Ring Trek

- Moving overhead rings



Loop Rail

- Stationary overhead loops



Inline Rail

- Stationary overhead loops



Vertical Net

- Gently moving rope climber



Hub

- Upright posts with platform and handholds for traversing and connecting multiple play events
- Available in 2 and 3 handholds



Spoke

- Traverse from the ground to the next event



Fun Wheel

- Moving overhead wheels



Side Step

- Traverse from the ground to the next event



Hoop-La® Traverse

- Moving, side-by-side Hoop-Las



Solo Pod

- Elevated platform used as a starting and ending point for all rail components
- Also available in Double Solo Pod



Floating Pommel

- Gently moving upright poles with climbing platforms



Freestyle



Hoop Alley



Stacked Timber Wall

- Nature-inspired climbing event made from our exclusive Naturtek® material
- Available in single or double connection

INDEPENDENT EVENTS

150 Quiet Grove

151 Concerto™

152 Ancient Wonders

154 Climbers: Rope

162 Climbers: N-R-G Builders®

164 Swings

166 Motion Play

173 Slides

174 Pretend Play

176 Early Childhood

180 Outdoor Training System





QUIET GROVE

Independent Events



Quiet Grove

For some children, the sights and sounds of a playground can be overwhelming. Together with Unlimited Play, Little Tikes Commercial created Quiet Grove, a playground sanctuary that combines the soothing benefits of nature with sensory activities to help children alleviate stress without leaving the playground. Locate Quiet Grove away from other play activities to create a peaceful retreat.

Light Switch: Clicker (on/off) auditory.

Straight Path: Move the button up and down in a straight line.

Push the Wall: Technique that helps an overstimulated child to focus their energy starting with their hands; the rest of the body follows.

Wavy Path: Move the button up and down.

Fidget Spinner: Meditative spinning motion.

SENSORY ACTIVITIES



Light Switch



Straight Path



Push the Wall



Wavy Path



Fidget Spinner



Top View



Back View

PRODUCT	ITEM	WEIGHT	APPROX. PRICE
Quiet Grove	200203609	570 lb (259 kgs)	\$7,500



Chimes



Vibes



Small Cabasa



Medium Cabasa



Large Cabasa



Five Congas



Three Congas



Two Congas

PRODUCT	ITEM	AGES	WEIGHT	APPROX. PRICE
Small Cabasa	200203439	2-12,18 mo-12 yr CSA	50 lb (23 kgs)	\$835
Medium Cabasa	200203440	2-12,18 mo-12 yr CSA	60 lb (27 kgs)	\$939
Large Cabasa	200203441	2-12,18 mo-12 yr CSA	70 lb (32 kgs)	\$1,045
Two Congas	200203442	2-12,18 mo-12 yr CSA	45 lb (20 kgs)	\$1,535
Three Congas	200203443	2-12,18 mo-12 yr CSA	55 lb (25 kgs)	\$2,069
Five Congas	200203444	2-12,18 mo-12 yr CSA	70 lb (32 kgs)	\$3,145
Chimes	200203437	2-12,18 mo-12 yr CSA	110 lb (50 kgs)	\$4,249
Vibes	200203438	2-12,18 mo-12 yr CSA	100 lb (45 kgs)	\$4,235

ANCIENT WONDERS

Independent Events

Spark children's imaginations when you transform your play space into an exhilarating adventure setting. Our Ancient Wonders line is made of durable Polyfibercrete® and sealed with an acrylic coating to deter vandalism, ensuring the adventures will last for years to come.



Ancient Wonders Frond



Ancient Wonders Arch




Ancient Wonders Vine




Ancient Wonders Column



Ancient Wonders Stone Stack



Ancient Wonders Single Stone



Ancient Wonders Anchor Stone


PRODUCT	ITEM	AGES	USE ZONE	WEIGHT	APPROX. PRICE
Ancient Wonders Anchor Stone	200203520	2-12,18 mo-12 yr CSA	16' x 17' (4.88m x 5.18m)	2779 lb (1260 kgs)	\$4,718
Ancient Wonders Arch	200203511	2-12,18 mo-12 yr CSA	18' x 18' (5.49m x 5.49m)	3543 lb (1607 kgs)	\$10,953
Ancient Wonders Column	200203512	2-12,18 mo-12 yr CSA	14' x 20' (4.27m x 6.10m)	1709 lb (775 kgs)	\$3,827
Ancient Wonders Frond	200203517	2-12,18 mo-12 yr CSA	14' x 14' (4.27m x 4.27m)	341 lb (155 kgs)	\$731
Ancient Wonders Single Stone	200203518	2-12,18 mo-12 yr CSA	14' x 14' (4.27m x 4.27m)	367 lb (166 kgs)	\$773
Ancient Wonders Stone Stack	200203519	2-12,18 mo-12 yr CSA	14' x 15' (4.27m x 4.57m)	661 lb (300 kgs)	\$1,110




Ancient Wonders Snake Head




Ancient Wonders Snake Body



Ancient Wonders Canopy Net with 2 Anchor Stones & Arch

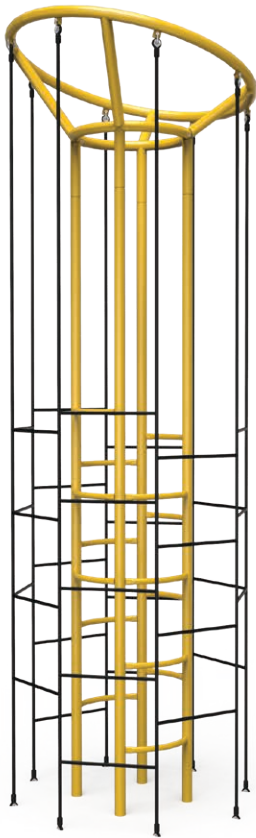


Ancient Wonders Boa Net with Anchor Stones and Arch



Ancient Wonders Aztec Net with 2 Anchor Stones

PRODUCT	ITEM	AGES	USE ZONE	WEIGHT	APPROX. PRICE
Ancient Wonders Aztec Net with 2 Anchor Stones	200203527	5-12,5-12 CSA	29' x 25' (8.84m x 7.62m)	5558 lb (2521 kgs)	\$14,603
Ancient Wonders Boa Net with Anchor Stones and Arch	200203526	5-12,5-12 CSA	18' x 29' (5.49m x 8.84m)	6322 lb (2867 kgs)	\$20,066
Ancient Wonders Canopy Net with 2 Anchor Stones & Arch	200203525	5-12,5-12 CSA	24' x 32' (7.31m x 9.75m)	9101 lb (4127 kgs)	\$27,684
Ancient Wonders Snake Body	200203514	2-12,18 mo-12 yr CSA	15' x 19' (4.57m x 5.79m)	2034 lb (922 kgs)	\$4,380
Ancient Wonders Snake Head	200203515	2-12,18 mo-12 yr CSA	15' x 21' (4.57m x 6.40m)	1825 lb (828 kgs)	\$7,300



Silo Scramble

- Experience the thrill of being inside a double silo.
- Steel silo inside of a rope silo.
- Provides a social hangout spot.
- Explore a variety of play paths to the top.
- Deck to Deck (8' to 6')
- Silo to Deck (Silo to 6' deck)
- Silo to Deck (Silo to 8' deck)
- Freestanding



Hypar Net



Sway Net

- Net and posts pivot and sway as users traverse the net



Matrix Bridge Climber

- The Bridge links the 4M to our Kid Builders® structures

PRODUCT	ITEM	AGES	USE ZONE	WEIGHT	APPROX. PRICE
Hypar Net	200203424	5-12, 5-12 CSA	34' x 37' (10.36m x 11.28m)	3500 lb (1587 kgs)	\$33,618
Matrix Bridge Climber	200201338	5-12, 5-12 CSA	24' x 20' (7.31m x 6.10m)	140 lb (63 kgs)	\$7,297
Matrix Web Single 2M	200200548	5-12, 5-12 CSA	21' x 21' (6.40m x 6.40m)	300 lb (136 kgs)	\$12,445
Matrix Web Single 4M	200200527	5-12, 5-12 CSA	31' x 31' (9.45m x 9.45m)	470 lb (213 kgs)	\$15,585
Matrix Web Single 4M CSA	200201029	5-12, 5-12 CSA	31' x 31' (9.45m x 9.45m)	500 lb (227 kgs)	\$19,769
Matrix Web Single 6M	200200528	5-12, 5-12 CSA	40' x 40' (12.19m x 12.19m)	550 lb (249 kgs)	\$20,875
Matrix Web Twin Tower 4M	200200536	5-12, 5-12 CSA	38' x 55' (11.58m x 16.76m)	670 lb (304 kgs)	\$29,129
Matrix Web Twin Tower 6M	200200537	5-12, 5-12 CSA	51' x 79' (15.54m x 24.08m)	800 lb (363 kgs)	\$40,385
Silo Scramble	200203588	5-12, 5-12 CSA	51' x 79' (15.54m x 24.08m)	300 lb (136 kgs)	\$4,350
Sway Net	200203349	5-12, 5-12 CSA	14' x 34' (4.27m x 10.36m)	425 lb (193 kgs)	\$5,871




Matrix Web Single 4M

• Also available in 2M and 6M



Matrix Web Twin Tower 6M

• Also available in 4M



The following products are made with our exclusive Naturtek™ material. Naturtek™ is lightweight, durable, and doesn't require touch-ups. Learn more on page 212.



Fun Rock - Small



Fun Rock - Medium



Fun Rock - Large



NU-Edge Crawl Log



Culvert Climber Small



Tree Stumps Birch - Medium

• Also available in Tall Birch and Short Pine

PRODUCT	ITEM	AGES	USE ZONE	WEIGHT	APPROX. PRICE
Culvert Climber Small	200203455	2-12,18 mo-12 yr CSA	15' x 15' (4.57m x 4.57m)	50 lb (23 kgs)	\$398
Fun Rock - Large	200202735	5-12,18 mo-12 yr CSA	21' x 21' (6.40m x 6.40m)	646 lb (293 kgs)	\$20,095
Fun Rock - Medium	200202737	2-12,18 mo-12 yr CSA	19' x 18' (5.79m x 5.49m)	293 lb (133 kgs)	\$9,854
Fun Rock - Small	200202738	2-12,18 mo-12 yr CSA	19' x 16' (5.79m x 4.88m)	219 lb (99 kgs)	\$5,965
NU-Edge Crawl Log	200202970	2-12,18 mo-12 yr CSA	15' x 15' (4.57m x 4.57m)	160 lb (73 kgs)	\$4,015
Tree Stumps Birch - Medium	200202721	2-12,18 mo-12 yr CSA	14' x 14' (4.27m x 4.27m)	42 lb (19 kgs)	\$649
Tree Stumps Birch - Tall	200202722	5-12,5-12 CSA	14' x 14' (4.27m x 4.27m)	42 lb (19 kgs)	\$778
Tree Stumps Pine - Short	200202720	2-12,18 mo-12 yr CSA	14' x 14' (4.27m x 4.27m)	42 lb (19 kgs)	\$518



Stacked Timber Climb



Stacked Timber Balance Beam



NU-Edge Rock Step with Stump Transfer Station



Double Stacked Timber Climb with Net

PRODUCT	ITEM	AGES	USE ZONE	WEIGHT	APPROX. PRICE
NU-Edge Rock Step with Stump Transfer Station	494130	2-12,18 mo-12 yr CSA	18' x 17' (5.49m x 5.18m)	4300 lb (1950 kgs)	\$5,998
Stacked Timber Balance Beam	200202851	2-12,18 mo-12 yr CSA	14' x 19' (4.27m x 5.79m)	140 lb (63 kgs)	\$1,733
Stacked Timber Climb	200202795	5-12,5-12 CSA	14' x 20' (4.27m x 6.10m)	450 lb (204 kgs)	\$5,856
Stacked Timber Climb 48"	200202796	5-12,5-12 CSA	14' x 20' (4.27m x 6.10m)	350 lb (159 kgs)	\$4,494
Stacked Timber Climb 80"	200202794	5-12,5-12 CSA	14' x 20' (4.27m x 6.10m)	550 lb (249 kgs)	\$7,218

CLIMBERS

Independent Events



Gibraltar Peak



Gibraltar Summit



Gibraltar Ascent



Versa Climb 5-Section

PRODUCT	ITEM	AGES	USE ZONE	WEIGHT	APPROX. PRICE
Gibraltar Ascent	200200521	2-12,18 mo-12 yr CSA	17' x 20' (5.18m x 6.10m)	1200 lb (544 kgs)	\$8,498
Gibraltar Peak	200200522	5-12,5-12 CSA	21' x 25' (6.40m x 7.62m)	2750 lb (1247 kgs)	\$23,368
Gibraltar Summit	200200523	5-12,5-12 CSA	23' x 29' (7.01m x 8.84m)	3650 lb (1655 kgs)	\$29,672
Versa Climb 5-Section	200200619	5-12,5-12 CSA	14' x 31' (4.27m x 9.45m)	750 lb (340 kgs)	\$5,871
Versa Climb 7-Section	200200620	5-12,5-12 CSA	14' x 39' (4.27m x 11.89m)	1050 lb (476 kgs)	\$8,203
Versa-Climb® Mini	200202378	2-12,18 mo-12 yr CSA	0' x 0' (0.00m x 0.00m)	300 lb (136 kgs)	\$2,233



Infinity Triple Climber



Infinity Loop Climber



Infinity Quad Climber



Infinity Web



Wings of Infinity



Infinity Flex I



Infinity Flex II

PRODUCT	ITEM	AGES	USE ZONE	WEIGHT	APPROX. PRICE
Infinity Flex I	200200627	5-12,5-12 CSA	29' x 25' (8.84m x 7.62m)	1165 lb (528 kgs)	\$10,748
Infinity Flex II	200200629	5-12,5-12 CSA	29' x 22' (8.84m x 6.71m)	790 lb (358 kgs)	\$7,327
Infinity Loop Climber	200200207	5-12,5-12 CSA	28' x 23' (8.53m x 7.01m)	660 lb (299 kgs)	\$7,457
Infinity Quad Climber	200200179	5-12,5-12 CSA	22' x 22' (6.71m x 6.71m)	530 lb (240 kgs)	\$5,355
Infinity Triple Climber	200200178	5-12,5-12 CSA	22' x 21' (6.71m x 6.40m)	415 lb (188 kgs)	\$4,124
Infinity Web	200200630	5-12,5-12 CSA	28' x 38' (8.53m x 11.58m)	1675 lb (760 kgs)	\$20,350
Wings of Infinity	200200615	5-12,5-12 CSA	26' x 25' (7.92m x 7.62m)	825 lb (374 kgs)	\$8,471

CLIMBERS

Independent Events



Tire Climber Half Circle



Tire Climber With Inside Seats



Tire Climber Full Circle



Four Wheeler



Steel Curved Climbing Wall With Posts



Rock Pile With Palm Trees



Hoop-La®



Rainbow Loops

PRODUCT	ITEM	AGES	USE ZONE	WEIGHT	APPROX. PRICE
Four Wheeler	200112154	2-12,18 mo-12 yr CSA	17' x 20' (5.18m x 6.10m)	312 lb (141 kgs)	\$2,730
Hoop-La®	200202446	5-12,5-12 CSA	20' x 18' (6.10m x 5.49m)	340 lb (154 kgs)	\$3,746
Rainbow Loops	200203348	5-12,5-12 CSA	18' x 23' (5.49m x 7.01m)	250 lb (113 kgs)	\$1,738
Rock Pile	200202407	2-12,18 mo-12 yr CSA	18' x 20' (5.49m x 6.10m)	200 lb (91 kgs)	\$2,097
Rock Pile With Palm Trees	200092300	2-12,18 mo-12 yr CSA	18' x 20' (5.49m x 6.10m)	472 lb (214 kgs)	\$3,911
Steel Curved Climbing Wall With Posts	200202293	2-12,18 mo-12 yr CSA	15' x 21' (4.57m x 6.40m)	250 lb (113 kgs)	\$3,492
Tire Climber Full Circle	200203284	2-12,18 mo-12 yr CSA	17' x 17' (5.18m x 5.18m)	145 lb (66 kgs)	\$1,160
Tire Climber Half Circle	200203282	2-12,18 mo-12 yr CSA	14' x 17' (4.27m x 5.18m)	115 lb (52 kgs)	\$649
Tire Climber With Inside Seats	200203283	2-12,18 mo-12 yr CSA	14' x 17' (4.27m x 5.18m)	145 lb (66 kgs)	\$1,002



Shown with custom shade.



Candid of Tikes Peak with Mountain Roof

Tikes Peak



Vertical Chain Net Climber



Worm Climber



Tikes of Steel

PRODUCT	ITEM	AGES	USE ZONE	WEIGHT	APPROX. PRICE
Tikes Peak with Mountain Roof (shown)	200130969	2-12,18 mo-12 yr CSA	-	145 lb (66 kgs)	\$741
Tikes Peak with Lava	200130970	2-12,18 mo-12 yr CSA	-	180 lb (82 kgs)	\$1,114
Tikes Peak with Snow	200130973	2-12,18 mo-12 yr CSA	-	180 lb (82 kgs)	\$1,111
Tikes of Steel	200200103	5-12,5-12 CSA	20' x 23' (6.10m x 7.01m)	420 lb (190 kgs)	\$3,405
Vertical Chain Net Climber	200201119	2-12,18 mo-12 yr CSA	17' x 13' (5.18m x 3.96m)	40 lb (18 kgs)	\$1,171
Vertical Chain Net Climber 4'	200201118	2-12,18 mo-12 yr CSA	17' x 13' (5.18m x 3.96m)	37 lb (17 kgs)	\$1,154
Vertical Chain Net Climber 6'	200201120	2-12,18 mo-12 yr CSA	17' x 13' (5.18m x 3.96m)	43 lb (20 kgs)	\$1,186
Worm Climber	200202244	5-12,5-12 CSA	17' x 15' (5.18m x 4.57m)	150 lb (68 kgs)	\$1,291

CLIMBERS: N-R-G BUILDERS®

Independent Events




N-R-G Double Web Crawler

N-R-G Builders are easy to assemble and offer a variety of interchangeable play events. No other modern play system gives you the freedom to build the playgrounds that kids dream about.



Ross Ice Shelf



N-R-G Floating Ladder



NRG Hammock



Web Crawler



Grand Canyon




Canopy Walk



Hogs Back


PRODUCT	ITEM	AGES	USE ZONE	WEIGHT	APPROX. PRICE
Canopy Walk	200201108	5-12, 5-12 CSA	15' x 21' (4.57m x 6.40m)	201 lb (91 kgs)	\$6,292
Grand Canyon	200201106	5-12, 5-12 CSA	14' x 26' (4.27m x 7.92m)	181 lb (82 kgs)	\$6,176
Hogs Back	200201115	5-12, 5-12 CSA	18' x 26' (5.49m x 7.92m)	260 lb (118 kgs)	\$11,499
N-R-G Double Web Crawler	200201868	5-12, 5-12 CSA	21' x 21' (6.40m x 6.40m)	300 lb (136 kgs)	\$10,469
N-R-G Floating Ladder	200201107	5-12, 5-12 CSA	14' x 26' (4.27m x 7.92m)	181 lb (82 kgs)	\$6,869
NRG Hammock	200201869	2-12, 18 mo-12 yr CSA	24' x 24' (7.31m x 7.31m)	300 lb (136 kgs)	\$5,931
Ross Ice Shelf	200201110	5-12, 5-12 CSA	14' x 18' (4.27m x 5.49m)	60 lb (27 kgs)	\$1,338
Web Crawler	200201117	5-12, 5-12 CSA	14' x 24' (4.27m x 7.31m)	145 lb (66 kgs)	\$8,181



Cape Horn



Klondike



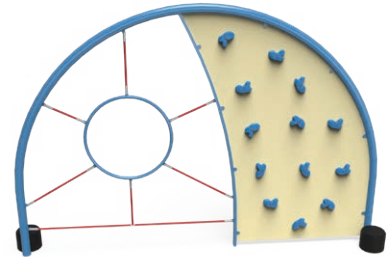
Magellan Straights



Niagara Falls



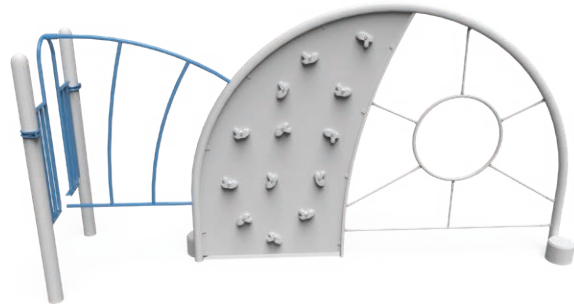
Giants Causeway



Bermuda Triangle



Hoop Alley



Link to KidBuilders®

PRODUCT	ITEM	AGES	USE ZONE	WEIGHT	APPROX. PRICE
Bermuda Triangle	200201113	5-12,5-12 CSA	14' x 24' (4.27m x 7.31m)	245 lb (111 kgs)	\$9,724
Cape Horn	200201105	5-12,5-12 CSA	17' x 26' (5.18m x 7.92m)	281 lb (127 kgs)	\$5,518
Giants Causeway	200201111	5-12,5-12 CSA	14' x 24' (4.27m x 7.31m)	120 lb (54 kgs)	\$2,304
Hoop Alley	200201116	5-12,5-12 CSA	16' x 29' (4.88m x 8.84m)	220 lb (100 kgs)	\$8,297
Klondike	200201112	5-12,5-12 CSA	24' x 24' (7.31m x 7.31m)	180 lb (82 kgs)	\$4,233
Link to KidBuilders®	200201041	5-12,5-12 CSA	17' x 15' (5.18m x 4.57m)	85 lb (39 kgs)	\$1,204
Magellan Straights	200201109	5-12,5-12 CSA	16' x 17' (4.88m x 5.18m)	40 lb (18 kgs)	\$2,963
Niagara Falls	200201114	5-12,5-12 CSA	14' x 29' (4.27m x 8.84m)	205 lb (93 kgs)	\$5,355

SWINGS

Independent Events



Swings feature Anti-Wrap Over Swing Bearings that prevent them from wrapping around the beam and allow for chain length adjustments.

U.S. Patent #6,123,480



Arch Swings

- Available on 8' and 10' height swings



Team Swing

- Team swing rope only available in red (custom paint shown)



Raft Swing

- Raft swing rope only available in red



MaxPlay Swings



Standard Swings

- Choose from single or multiple bays
- Available in 6', 8', and 10' heights
- Heavy Duty available in surface or in-ground mount



Play Builder Arch Swing Short Bay



Swings

- Available in 7' height, single bays only

PRODUCT	ITEM	AGES	USE ZONE	WEIGHT	APPROX. PRICE
Play Builder Arch Swing Short Bay	200203542	2-12,18 mo-12 yr CSA	-	200 lb (91 kgs)	\$1,428
Play Builder Arch Swing Short Bay Add-on	200203543	2-12,18 mo-12 yr CSA	-	260 lb (118 kgs)	\$1,326
Arch Swings	200122457	2-12,18 mo-12 yr CSA	32' x 24' (9.75m x 7.31m)	401 lb (182 kgs)	\$2,849
Heavy Duty Swings	200096604	2-12,18 mo-12 yr CSA	32' x 30' (9.75m x 9.14m)	368 lb (167 kgs)	\$1,989
MaxPlay Swings	200096626	2-12,18 mo-12 yr CSA	32' x 24' (9.75m x 7.31m)	246 lb (112 kgs)	\$1,629
Raft Swing	200202838	2-12,18 mo-12 yr CSA	28' x 25' (8.53m x 7.62m)	620 lb (281 kgs)	\$5,540
Standard Swings	200096595	2-12,18 mo-12 yr CSA	32' x 29' (9.75m x 8.84m)	178 lb (81 kgs)	\$1,139
Swings	200006970	2-12,18 mo-12 yr CSA	28' x 25' (8.53m x 7.62m)	428 lb (194 kgs)	\$2,602
Team Swing	200202839	5-12,5-12 CSA	26' x 28' (7.92m x 8.53m)	620 lb (281 kgs)	\$5,534



Generation Swing Seat

- Requires Extended Bay Frame, sold separately



Inclusive Seat

- Available on 8' and 10' height swings
- Five point safety harness sold separately



DuraGlide® Seat

- Available on 6', 8', and 10' height swings



Mirage Seat



Belt Swing Seat



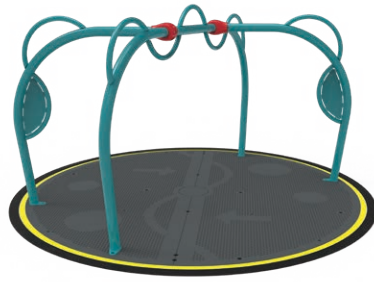
Tot Swing Seat



Tire Swing


- Choose from any post and accent color
- Tire only available in Gray

PRODUCT	ITEM	AGES	USE ZONE	WEIGHT	APPROX. PRICE
DuraGlide® Seat	200011725	2-12,18 mo-12 yr CSA	-	3 lb (1 kgs)	\$163
Generation Swing Seat	200203423	2-12,18 mo-12 yr CSA	-	27 lb (12 kgs)	\$866
Inclusive Seat	200203433	2-12,18 mo-12 yr CSA	-	45 lb (20 kgs)	\$1,057
Mirage Seat	188MIRAGE	2-12,18 mo-12 yr CSA	-	40 lb (18 kgs)	\$942
Belt Swing Seat	200202835	2-12,18 mo-12 yr CSA	-	18 lb (8 kgs)	\$112
Tot Swing Seat	200202836	2-12,18 mo-12 yr CSA	-	21 lb (9 kgs)	\$196
Tire Swing	200200786	5-12,5-12 CSA	-	428 lb (194 kgs)	\$3,845



Unlimited Play Turnabout Spinner

- Inclusive spinner for people of all of ages and ability
- Ground level entry point enables wheelchair users to transfer effortlessly onto the equipment



Rail-Rider - Accessible



PRODUCT	ITEM	AGES	USE ZONE	WEIGHT	APPROX. PRICE
Rail-Rider	200203482	5-12,5-12 CSA	37' x 52' (11.30m x 15.80m)	2200 lb (998 kgs)	\$17,349
Rail-Rider - Accessible	200203485	5-12,5-12 CSA	24' x 52' (7.42m x 15.80m)	1100 lb (499 kgs)	\$9,565
Rail-Rider - Accessible Add-on	200203486	5-12,5-12 CSA	12' x 52' (3.76m x 15.80m)	800 lb (363 kgs)	\$8,525
Rail-Rider - Standard	200203483	5-12,5-12 CSA	24' x 52' (7.42m x 15.80m)	1300 lb (590 kgs)	\$9,255
Rail-Rider - Standard Add-on	200203484	5-12,5-12 CSA	12' x 52' (3.76m x 15.80m)	1000 lb (454 kgs)	\$8,095
Unlimited Play Turnabout Spinner	200203510	2-12,18 mo-12 yr CSA	25' x 25' (7.62m x 7.62m)	850 lb (385 kgs)	\$11,729



Surface Spinner

- In-ground design for easy transfer
- Space for 2 wheelchair users
- Small seat with divider for caregivers/children
- Sloping handrails for different user heights



Revolution Inclusive Spinner

- Designed with 2 saddle seats and 2 inclusive bucket seats (with harness attachment locations)
- Accommodates up to 10 users on inner/outer platform and in seats
- Integrated handles for balance when sitting/standing
- Transfer height for easy access

Rock'N Ship Glider

- Wheelchair accessible glider meets all safety standards
- 70 sq.ft. of deck surface provides ample room for wheelchairs, plus several more shipmates!
- Can be an independent event or linked to a Kid Builders™ play system
- Requires added ramp for wheelchair access (sold separately.)



PRODUCT	ITEM	AGES	USE ZONE	WEIGHT	APPROX. PRICE
Revolution Inclusive Spinner	200203413	2-12,18 mo-12 yr CSA	9' x 9' (2.74m x 2.74m)	1000 lb (454 kgs)	\$4,607
Rock'N Ship Glider	200202581	2-12,18 mo-12 yr CSA	27' x 36' (8.23m x 10.97m)	1950 lb (884 kgs)	\$16,674
Surface Spinner	200203481	2-12,18 mo-12 yr CSA	26' x 26' (7.92m x 7.92m)	1000 lb (454 kgs)	\$11,319

MOTION PLAY

Independent Events



Spin Rocker



Team Totter

- Accommodates up to 8 users
- 2 seating options available with inclusive accessibility
- Additional back support option available
- Custom colors shown



See-Saw Snake



Solo Spinner



Mantis 20M

- Available in 65'7" and 98'5" lengths.



Maypole



Wobble Sphere



Raft Rider



Freestyler

PRODUCT	ITEM	AGES	USE ZONE	WEIGHT	APPROX. PRICE
Freestyler	8030566	5-12,5-12 CSA	24' x 48' (7.31m x 14.63m)	0 lb (0 kgs)	\$4,324
Mantis 20M	200203287	5-12,5-12 CSA	23' x 96' (7.01m x 29.26m)	1910 lb (866 kgs)	\$12,071
Mantis 30M	200203288	5-12,5-12 CSA	23' x 129' (7.01m x 39.32m)	1910 lb (866 kgs)	\$12,556
Maypole	200201376	5-12,5-12 CSA	17' x 17' (5.18m x 5.18m)	222 lb (101 kgs)	\$3,246
Raft Rider	200202828	2-12,18 mo-12 yr CSA	16' x 18' (4.88m x 5.49m)	130 lb (59 kgs)	\$2,984
See-Saw Snake	200007469	2-12,18 mo-12 yr CSA	14' x 40' (4.27m x 12.19m)	492 lb (223 kgs)	\$5,893
Solo Spinner	200201870	2-12,18 mo-12 yr CSA	14' x 14' (4.27m x 4.27m)	38 lb (17 kgs)	\$670
Spin Rocker	8030565	2-12,18 mo-12 yr CSA	16' x 16' (4.88m x 4.88m)	440 lb (200 kgs)	\$3,455
Team Totter	200203388	2-12,18 mo-12 yr CSA	15' x 22' (4.57m x 6.71m)	384 lb (174 kgs)	\$6,913
Wobble Sphere	200203198	5-12,5-12 CSA	17' x 17' (5.18m x 5.18m)	175 lb (79 kgs)	\$2,058



Pogo Pod



Stand 'N Spin



Jack Hammer



Dragonfly

PRODUCT	ITEM	AGES	USE ZONE	WEIGHT	APPROX. PRICE
Dragonfly	100011361	5-12, 5-12 CSA	16' x 20' (4.88m x 6.10m)	240 lb (109 kgs)	\$2,701
Jack Hammer	200201314	5-12, 5-12 CSA	14' x 14' (4.27m x 4.27m)	60 lb (27 kgs)	\$837
Pogo Pod	200202474	5-12, 5-12 CSA	14' x 14' (4.27m x 4.27m)	20 lb (9 kgs)	\$544
Stand 'N Spin	200201539	5-12, 5-12 CSA	14' x 14' (4.27m x 4.27m)	118 lb (54 kgs)	\$979



Lola the Snail



Nectar the Bee



Gallagher the Grasshopper



Scarlet the Ladybug



Whale Spring Rider



Horse Spring Rider



ATV Spring Rider



Bulldozer Spring Rider



Four-Seat Teeter with Bubble Top

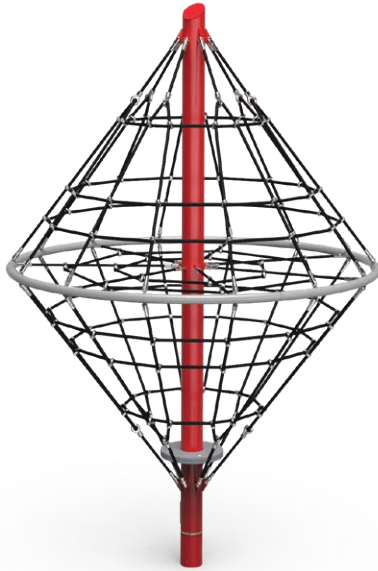
PRODUCT	ITEM	AGES	USE ZONE	WEIGHT	APPROX. PRICE
ATV Spring Rider	200007463	2-12,18 mo-12 yr CSA	14' x 15' (4.27m x 4.57m)	76 lb (34 kgs)	\$1,154
Bulldozer Spring Rider	200007464	2-12,18 mo-12 yr CSA	14' x 15' (4.27m x 4.57m)	66 lb (30 kgs)	\$1,154
Four-Seat Teeter with Bubble Top	200007461	2-12,18 mo-12 yr CSA	16' x 16' (4.88m x 4.88m)	91 lb (41 kgs)	\$1,367
Four-Seat Teeter with Plain Top	200007462	2-12,18 mo-12 yr CSA	16' x 16' (4.88m x 4.88m)	91 lb (41 kgs)	\$1,143
Gallagher the Grasshopper	M00000962	2-12,18 mo-12 yr CSA	17' x 14' (5.18m x 4.27m)	130 lb (59 kgs)	\$1,322
Horse Spring Rider	200007457	2-12,18 mo-12 yr CSA	13' x 15' (3.96m x 4.57m)	62 lb (28 kgs)	\$1,154
Lola the Snail	M00000963	2-12,18 mo-12 yr CSA	17' x 14' (5.18m x 4.27m)	55 lb (25 kgs)	\$890
Nectar the Bee	M00000961	2-12,18 mo-12 yr CSA	18' x 16' (5.49m x 4.88m)	118 lb (54 kgs)	\$1,339
Scarlet the Ladybug	M00000960	2-12,18 mo-12 yr CSA	17' x 16' (5.18m x 4.88m)	108 lb (49 kgs)	\$1,496
Whale Spring Rider	200007460	2-12,18 mo-12 yr CSA	14' x 16' (4.27m x 4.88m)	88 lb (40 kgs)	\$1,154

MOTION PLAY: ROPE

Independent Events

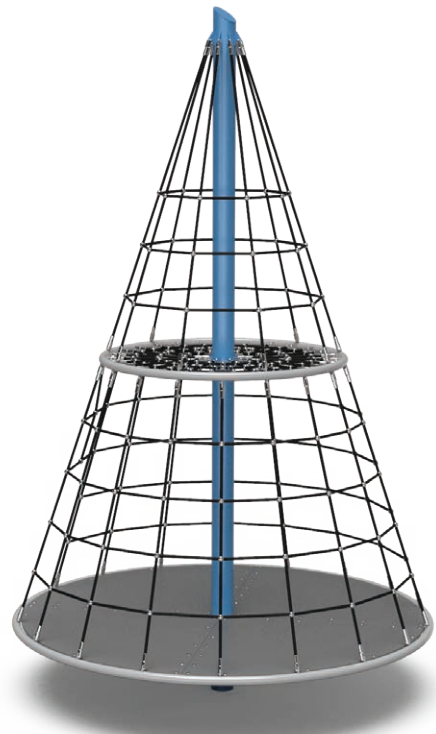
ZOOMTWIST

Choose from four different models—each one provides a different level of challenge. For a more inclusive play experience, choose a model with a floor, so everyone can join in on the fun!



ZoomTwist Diamond

- Multiple angles provide added challenge.
- Utilizes arm, leg, and core strength.
- Engages a child's balance and hand-eye coordination.



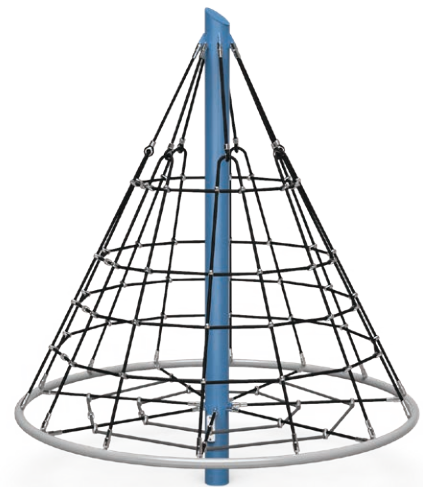
ZoomTwist Duplex

- Kids can climb inside the structure.
- Tallest of the four models.
- Accommodates up to 14 users.



ZoomTwist with Floor

- Floor provides inclusive surface accessible to all children.
- Spinning increases learning potential, spatial awareness, and rhythm.



ZoomTwist

- Challenging play experience for children of all abilities.
- Increases balance and strength.
- Perceived risk of climbing instills a sense of independence.

PRODUCT	ITEM	AGES	USE ZONE	WEIGHT	APPROX. PRICE
ZoomTwist	200203547	5-12,5-12 CSA	19' x 19' (5.74m x 5.74m)	196 lb (89 kgs)	\$9,495
ZoomTwist Diamond	200203548	5-12,5-12 CSA	19' x 19' (5.74m x 5.74m)	246 lb (112 kgs)	\$12,395
ZoomTwist Duplex	200203549	5-12,5-12 CSA	20' x 20' (6.04m x 6.04m)	486 lb (220 kgs)	\$16,495
ZoomTwist with Floor	200203546	5-12,5-12 CSA	19' x 19' (5.74m x 5.74m)	345 lb (156 kgs)	\$11,495



Independent Double Wide Slide

• Available in multiple heights



One-Piece PlayBuilders Spiral Slide



Independent Hypersonic Slide

• Available in multiple heights



Independent Quantum II Slide

• Available in 5' and 6' heights

PRODUCT	ITEM	AGES	USE ZONE	WEIGHT	APPROX. PRICE
Independent Double Wide Slide	200006977	5-12,5-12 CSA	17' x 27' (5.18m x 8.23m)	221 lb (100 kgs)	\$7,509
Independent Hypersonic Slide	200202105	5-12,5-12 CSA	17' x 34' (5.18m x 10.36m)	255 lb (116 kgs)	\$9,268
Independent Quantum II Slide	200203291	2-12,18 mo-12 yr CSA	16' x 27' (4.88m x 8.23m)	250 lb (113 kgs)	\$4,118
One-Piece PlayBuilders Spiral Slide	200122445	2-12,18 mo-12 yr CSA	21' x 16' (6.40m x 4.88m)	645 lb (293 kgs)	\$5,893



Sand and Water Table



Game Table with Seats



Triple Hoop



Floating Balance Beam



NRG Ricochet Sphere



Play Table



Drama Village

PRODUCT	ITEM	AGES	USE ZONE	WEIGHT	APPROX. PRICE
Drama Village	200202196	2-12,18 mo-12 yr CSA	19' x 25' (5.79m x 7.62m)	1225 lb (556 kgs)	\$12,349
Floating Balance Beam	200047433	2-12,18 mo-12 yr CSA	14' x 21' (4.27m x 6.40m)	116 lb (53 kgs)	\$1,073
Game Table with Seats	200202305	2-12,18 mo-12 yr CSA	0' x 0' (0.00m x 0.00m)	42 lb (19 kgs)	\$1,328
NRG Ricochet Sphere	200201183	5-12,5-12 CSA	17' x 17' (5.18m x 5.18m)	135 lb (61 kgs)	\$1,073
Play Table	200093380	2-12,18 mo-12 yr CSA	0' x 0' (0.00m x 0.00m)	65 lb (30 kgs)	\$620
Sand and Water Table	200097740	2-12,18 mo-12 yr CSA	0' x 0' (0.00m x 0.00m)	71 lb (32 kgs)	\$932
Triple Hoop	200200260	2-12,18 mo-12 yr CSA	0' x 0' (0.00m x 0.00m)	105 lb (48 kgs)	\$1,253



Harry the Hippo



Calvin the Caterpillar



Dinosaur



Frog



Triceratops



Gator Walk



Dragon Challenge

PRODUCT	ITEM	AGES	USE ZONE	WEIGHT	APPROX. PRICE
Calvin the Caterpillar	200200171	2-12,18 mo-12 yr CSA	16' x 19' (4.88m x 5.79m)	115 lb (52 kgs)	\$1,073
Dinosaur	200023370	2-12,18 mo-12 yr CSA	61' x 18' (18.59m x 5.49m)	61 lb (28 kgs)	\$653
Dragon Challenge	200200246	5-12,5-12 CSA	16' x 47' (4.88m x 14.32m)	400 lb (181 kgs)	\$3,943
Frog	200043070	2-12,18 mo-12 yr CSA	16' x 15' (4.88m x 4.57m)	67 lb (30 kgs)	\$653
Gator Walk	200074145	2-12,18 mo-12 yr CSA	14' x 17' (4.27m x 5.18m)	56 lb (25 kgs)	\$605
Harry the Hippo	200200177	2-12,18 mo-12 yr CSA	19' x 17' (5.79m x 5.18m)	145 lb (66 kgs)	\$1,104
Triceratops	200042281	2-12,18 mo-12 yr CSA	17' x 16' (5.18m x 4.88m)	71 lb (32 kgs)	\$653

EARLY CHILDHOOD: TOT BUILDERS™

Independent Events

Create a whimsical environment for all children with Tot Builders, a collection of play houses packed with play value. Tot Builders encourage play between all playground visitors, while providing clean, open lines for easy supervision.



Patent Pending.

Silly Tree

- Kids can get silly with a hammock, chimes, and various creatures.



Patent Pending.

Playhouse

- Packed with many of the features of a real house, such as a mail slot, doorbell, grill, and clock, but without the mortgage!



Patent Pending.

Community Helpers

- A community command center complete with walkie talkie, canine companion, and an escape slide.



Chatter

- Kids have the chance to get the scoop from the village gossip while enjoying colorful skylights.



Garden Crawl Tunnel

- Makes a great secret hideout, but adults can still supervise the play.



Patent Pending.

Truck

- Save the day with a friendly truck.
- Includes steering wheel, bells, and more!



Traffic Light

- Kids can practice traffic control and color recognition with the Traffic Light.



Garden Sensory Wall

- Kids will love taking a stroll around this garden, with peek-a-boo openings, spinning play objects, and a play insert of your choosing.

PRODUCT	ITEM	AGES	USE ZONE	WEIGHT	APPROX. PRICE
Tot Builders® Silly Tree	LT0885ING	2-5, 18 mo-5 yr CSA	18'10" x 17' (5.74m x 5.18m)	854 lb (387 kgs)	\$9,505
Tot Builders® Playhouse	LT0882ING	2-5, 18 mo-5 yr CSA	16'5" x 15'5" (5m x 4.7m)	855 lb (388 kgs)	\$9,275
Tot Builders® Community Helpers with Tunnel	LT0880ING	2-5, 18 mo-5 yr CSA	28'9" x 22'1" (8.84m x 6.71m)	1702 lb (743 kgs)	\$14,945
Tot Builders® Community Helpers without Tunnel	LT0889ING	2-5, 18 mo-5 yr CSA	28'9" x 19'3" (8.81m x 5.87m)	1516 lb (688 kgs)	\$14,495
Tot Builders® Chatter	LT0887ING	2-5, 18 mo-5 yr CSA	8'5" x 4'2" (2.57m x 1.27m)	587 lb (266 kgs)	\$5,435
Tot Builders® Garden Crawl Tunnel	LT0883ING	2-5, 18 mo-5 yr CSA	16'5" x 16'7" (5m x 5.05m)	254 lb (115 kgs)	\$2,069
Tot Builders® Truck	LT0881ING	2-5, 18 mo-5 yr CSA	6' x 2'9" (1.83m x .84m)	270 lb (122 kgs)	\$3,465
Tot Builders® Traffic Light	LT0886ING	2-5, 18 mo-5 yr CSA	1'1" x 0'5" (.33m x .13m)	54 lb (25 kgs)	\$999
Tot Builders® Garden Sensory Wall Single Sided	LT0888ING	2-5, 18 mo-5 yr CSA	4'7" x 0'9" (1.40m x .23m)	165 lb (75 kgs)	\$1,339
Tot Builders® Garden Sensory Wall Double Sided	LT0884ING	2-5, 18 mo-5 yr CSA	4'7" x 0'9" (1.40m x .23m)	157 lb (71 kgs)	\$1,355



Our sculpted play elements are low maintenance, UV-stable, and available in bright colors with charming details! Made out of GFRP (glass fiber reinforced polymer), these elements are lighter in weight than concrete, but are just as durable.



Frog Climber



Lumberjack Hollow Tunnel Climber



Mushroom Path Stepper



Black Bear Tunnel Climber



Gator Climber



Blue Butterfly Climber



Inchworm Climber



Pufferfish Tunnel Climber



Ladybug Hill Tunnel Climber



Tucson Turtle Climber

PRODUCT	ITEM	AGES	USE ZONE	WEIGHT	APPROX. PRICE
Black Bear Tunnel Climber	LTTP2154M	2-12,18 mo-12 yr CSA	16' x 19' (4.93m x 5.84m)	367 lb (166 kgs)	\$11,929
Frog Climber	LTTP2021M	2-12,18 mo-12 yr CSA	16' x 18' (4.93m x 5.36m)	225 lb (102 kgs)	\$8,159
Gator Climber	LTTP2017M	2-12,18 mo-12 yr CSA	15' x 21' (4.62m x 6.30m)	109 lb (49 kgs)	\$6,895
Inchworm Climber	LTTP2030M	2-12,18 mo-12 yr CSA	14' x 18' (4.17m x 5.49m)	145 lb (66 kgs)	\$5,965
Ladybug Hill Tunnel Climber	LTTP2108M	2-12,18 mo-12 yr CSA	17' x 18' (5.16m x 5.46m)	166 lb (75 kgs)	\$7,535
Lumberjack Hollow Tunnel Climber	LTTP2139M	2-12,18 mo-12 yr CSA	16' x 18' (4.83m x 5.49m)	253 lb (115 kgs)	\$10,045
Blue Butterfly Climber	LTTP2022M	2-12,18 mo-12 yr CSA	18' x 17' (5.51m x 5.05m)	215 lb (98 kgs)	\$8,125
Mushroom Path Stepper	LTTP2023M	2-12,18 mo-12 yr CSA	17' x 19' (5.08m x 5.79m)	250 lb (113 kgs)	\$8,475
Pufferfish Tunnel Climber	LTTP2443M	2-12,18 mo-12 yr CSA	16' x 19' (4.83m x 5.64m)	238 lb (108 kgs)	\$7,535
Tucson Turtle Climber	LTTP2020M	2-12,18 mo-12 yr CSA	17' x 18' (5.05m x 5.51m)	210 lb (95 kgs)	\$6,925

EARLY CHILDHOOD: CLEVER CLIMBERS®

Independent Events



Cut Loose!

• 10 activities, 1 slide, 1 transfer station



All In!

• 11 activities, 2 slides, 1 transfer station



Jump Start!

• 9 activities, 1 slide, 1 transfer station

Available Color Palettes:



Primary



Contemporary



Natural



These ready-to-go play structures are built just for toddlers, with interactive, social, and physical play activities. Clever Climbers are designed for easy installation, with telescoping footing to accommodate safety surfacing. All structures are compliant with CPSC, ASTM F1487, ADA, and CSA-Z614.

PRODUCT	ITEM	AGES	USE ZONE	WEIGHT	APPROX. PRICE
All In!	200201328	2-12,18 mo-12 yr CSA	28' x 27' (8.53m x 8.23m)	1500 lb (680 kgs)	\$5,878
Cut Loose!	200201329	2-12,18 mo-12 yr CSA	29' x 26' (8.84m x 7.92m)	1200 lb (544 kgs)	\$4,233
Jump Start!	200201330	2-12,18 mo-12 yr CSA	23' x 22' (7.01m x 6.71m)	900 lb (408 kgs)	\$3,525



Tot Tree

- Developmentally appropriate activities enhance social, cognitive, and motor skills
- Tough commercial quality
- Simple installation
- Easy to clean



Learning Lab



Clubhouse

For more information and our full line of Early Childhood products, visit LittleTikesCommercial.com/Early-Childhood

PRODUCT	ITEM	AGES	USE ZONE	WEIGHT	APPROX. PRICE
Tot Tree	200088461	6-23 months, 2-5, 18 mo-5 yr CSA	21' x 19' (6.40m x 5.79m)	435 lb (197 kgs)	\$2,941

OUTDOOR TRAINING SYSTEM

Independent Events

Outdoor Training System


Stay motivated to exercise with this fun, outdoor fitness training equipment. Choose a predesigned system or configure your own. Exercise stations incorporate body weight training to help build strength, muscle, and endurance.



FS19071096



FS19071099



FS19071100

ITEM	AGES	USE ZONE	WEIGHT
FS19071095	14+,13yrs+ CSA	31' x 31' (9.45m x 9.45m)	2207 lb (1001 kgs)
FS19071096	14+,13yrs+ CSA	29' x 25' (8.84m x 7.62m)	1028 lb (466 kgs)
FS19071097	14+,13yrs+ CSA	24' x 25' (7.31m x 7.62m)	1022 lb (463 kgs)
FS19071098	14+,13yrs+ CSA	24' x 16' (7.31m x 4.88m)	487 lb (221 kgs)
FS19071099	14+,13yrs+ CSA	32' x 15' (9.75m x 4.57m)	574 lb (260 kgs)
FS19071100	14+,13yrs+ CSA	49' x 17' (14.93m x 5.18m)	1388 lb (629 kgs)



FS19071095



FS19071098



FS19071097

SITE AMENITIES

183 Picnic Tables

184 Benches & Receptacles

185 Accessories

186 Play Shade





Square Table 46" (1,17m), Portable



Round Table 46" (1,17m), Portable



Tot Table 46" (1,17m), Portable



Rectangle Table 8' (2,44m), Portable




Rectangle Table 6' (1,83m), In-Ground

COLOR OPTIONS

Amenities receive a durable color coating that will not rust, crack, peel, or warp. Choose a powder coat color for framework and plastisol coating for table tops, seats, and backs.

Powder Coat and Plastisol

Powder Coat Only



PRODUCT	ITEM	WEIGHT
ADA Rectangle Table 8' (2,44m), Portable	LTPQ1150	308 lb (140 kgs)
ADA Separate Bench Table 8' (2,44m), In-Ground	LTPQ2070	382 lb (173 kgs)
ADA Square Table 46" (1,17m), In-Ground	LTPQ2350	263 lb (119 kgs)
Individual Seat Table 7' (2,13m), Surface Mount	LTPQ1350	311 lb (141 kgs)
Rectangle Table 6' (1,83m), In-Ground	LTPQ2010	314 lb (142 kgs)
Rectangle Table 6' (1,83m), Portable	LTPQ1060	257 lb (117 kgs)
Rectangle Table 8' (2,44m), Portable	LTPQ1110	333 lb (151 kgs)

PRODUCT	ITEM	WEIGHT
Round Table 46" (1,17m), Portable	LTPQ1500	224 lb (102 kgs)
Separate Bench Table 6' (1,83m), In-Ground	LTPQ2050	334 lb (151 kgs)
Separate Bench Table 8' (2,44m), In-Ground	LTPQ2060	410 lb (186 kgs)
Square Table 40" (1,02m), In-Ground	LTPQ2150	279 lb (127 kgs)
Square Table 46" (1,17m), In-Ground	LTPQ2300	295 lb (134 kgs)
Square Table 46" (1,17m), Portable	LTPQ1400	248 lb (112 kgs)
Tot Table 46" (1,17m), Portable	LTPQ1710	229 lb (104 kgs)

BENCHES & RECEPTACLES


Site Amenities



Modern 6' (1,83m), Portable/Surface Mount



Traditional Dedication 6' (1,83m), Portable/Surface Mount



Extendable Post Bench 3' (0,91m) In-Ground



Contemporary 6' (1,83m) Portable



Post Receptacle



Traditional Receptacle



Receptacle tops available in Recycle Flat Top, Trash Dome Top, and Recycle Dome Top.

PRODUCT	ITEM	WEIGHT
Add-On Extendable Post Bench 3' (0,91m) In-Ground	LTPQ006	75 lb (34 kgs)
Add-On Extendable Post Bench 3' (0,91m) Surface Mount	LTPQ001	75 lb (34 kgs)
Backless Contemporary 6' (1,83m) In-Ground	LTPQ304Q	69 lb (31 kgs)
Backless Contemporary 6' (1,83m) Portable	LTPQ301Q	70 lb (32 kgs)
Backless Contemporary 6' (1,83m) Surface Mount	LTPQ307Q	63 lb (29 kgs)
Backless Contemporary 8' (2,44m) In-Ground	LTPQ316Q	83 lb (38 kgs)
Backless Contemporary 8' (2,44m) Portable	LTPQ313Q	90 lb (41 kgs)
Backless Contemporary 8' (2,44m) Surface Mount	LTPQ319Q	77 lb (35 kgs)
Bolt-On Arm Rest	LTPQ345Q	5 lb (2 kgs)
Contemporary 6' (1,83m) In-Ground	LTPQ303Q	125 lb (57 kgs)

PRODUCT	ITEM	WEIGHT
Contemporary 6' (1,83m) Portable	LTPQ300Q	126 lb (57 kgs)
Contemporary 6' (1,83m) Surface Mount	LTPQ306Q	119 lb (54 kgs)
Contemporary 8' (2,44m) In-Ground	LTPQ315Q	153 lb (69 kgs)
Contemporary 8' (2,44m) Portable	LTPQ312Q	154 lb (70 kgs)
Contemporary 8' (2,44m) Surface Mount	LTPQ318Q	147 lb (67 kgs)
Extendable Post Bench 3' (0,91m) In-Ground	LTPQ005	110 lb (50 kgs)
Extendable Post Bench 3' (0,91m) Surface Mount	LTPQ000	110 lb (50 kgs)
Modern 6' (1,83m), Portable/Surface Mount	LTPQW42Q	159 lb (72 kgs)
Traditional 6' (1,83m), Portable/Surface Mount	LTPQC42Q	157 lb (71 kgs)
Traditional Dedication 6' (1,83m), Portable/Surface Mount	LTPQS41Q	140 lb (63 kgs)



Welcome Sign: Ages 5-12

- Make your playground more inviting with this fun welcome sign
- Available in ages 2-5, 2-12, and 5-12
- Also available in Spanish and French/English

PRODUCT	ITEM	WEIGHT
Welcome Sign French/English: Ages 2-12	200203554	60 lb (27 kgs)
Welcome Sign French/English: Ages 2-5	200203553	60 lb (27 kgs)
Welcome Sign French/English: Ages 5-12	200203555	60 lb (27 kgs)
Welcome Sign Spanish: Ages 2-12	200203557	60 lb (27 kgs)
Welcome Sign Spanish: Ages 2-5	200203556	60 lb (27 kgs)
Welcome Sign Spanish: Ages 5-12	200203558	60 lb (27 kgs)
Welcome Sign: Ages 2-12	200203551	60 lb (27 kgs)
Welcome Sign: Ages 2-5	200203550	60 lb (27 kgs)
Welcome Sign: Ages 5-12	200203552	60 lb (27 kgs)



Portable Eight-Bike Rack



Multi-Bike Squiggle In-Ground



Vandal-Resistant Firebox



Fire Ring

- Also available as an Adjustable Grate Fire Ring.
- See our website or your local representative for more information.



KidTimbers® Border Panels & End Caps

- Available lengths: 2' (.6M), 6' (1.8M)
- Double wall rotationally molded to maximize structural integrity
- Available in standard black, premium tan, or red
- Black timber made from 100% pre-consumer recycled plastic

PRODUCT	ITEM	WEIGHT
Multi-Bike Squiggle In-Ground	LTPQBRKI	43 lb (20 kgs)
Multi-Bike Squiggle Surface Mount	LTPQBRKS	41 lb (19 kgs)
Portable Eight-Bike Rack	LTPQBRIIP	69 lb (31 kgs)
Two-Bike Loop In-Ground	LTPQBRHI	25 lb (11 kgs)
Two-Bike Loop Surface Mount	LTPQBRHS	34 lb (15 kgs)
Adjustable Grate Fire Ring	LTPQG03N	86 lb (39 kgs)
Adjustable Group Grill	LTPQG02N	246 lb (112 kgs)
Covered Grill	LTPQG05N	188 lb (85 kgs)
Fire Ring	LTPQG06N	95 lb (43 kgs)
Firebox	LTPQG00N	79 lb (36 kgs)
Group Grill	LTPQG04N	460 lb (209 kgs)



Accessible Wheelchair Ramps

- Widest ramp available in the industry
- Two models available: standard and injected foam for a more rigid surface
- Double ramp also available

PRODUCT	ITEM	WEIGHT
Vandal-Resistant Firebox	LTPQG01N	79 lb (36 kgs)
Flat Top	LTPQFTON	9 lb (4 kgs)
Inground Post	LTPQL00N	12 lb (5 kgs)
Post Receptacle	LTPQL32	125 lb (57 kgs)
Receptacle Liner	LTPQL10N	7 lb (3 kgs)
Recycle Dome Top	LTPQDT1N	7 lb (3 kgs)
Recycle Flat Top	LTPQFT6N	7 lb (3 kgs)
Surface Mount Post	LTPQL05N	12 lb (5 kgs)
Traditional Receptacle	LTPQL32Q	85 lb (39 kgs)
Trash Dome Top	LTPQDTON	12 lb (5 kgs)

PLAY SHADE

Site Amenities



Make your playground even more appealing with shade! Shade makes recreational spaces more comfortable for guests, and it extends the life of playground equipment and amenities, so you can rest assured your investment will last for years to come.

Our shades come in eight different styles, and each style is available in multiple sizes. Choose from over 20 post and fabric colors to customize your shade to your play space (See pages 217-219).

For more details, view our Play Shade brochure at LittleTikesCommercial.com/Play-Shade



Single Post Pyramid Play Shade

- Provides up to 260 square feet (24,2m) of coverage with a single column.
- Ideal solution for areas where shade is needed but space is limited, such as seating or dining areas.
- Choose from embedded or recessed base plate mounting styles, and standard or quick release options.
- Shade fabric is available in original or fire-resistant versions.
- Available sizes are 12' x 12', 14' x 14', 16' x 16' (3,7~3,7m; 4,2~4,2m; 4,9~4,9m).
- Available entry height options are 8' or 10' (2,4m or 3,1m).



Two Post Hip Play Shade

- Our most cost-effective option, providing up to 308 square feet of shade from two columns.
- Choose from embedded or recessed base plate mounting styles, and standard or quick release options.
- Shade fabric is available in original or fire-resistant versions.
- Available sizes are 10' x 16' or 14' x 22' (3,1~4,9m or 4,2~6,7m), both with an entry height of 8' (2,4m).



Full Cantilever Play Shade

- A great option for areas that need extensive shade coverage, free from columns, such as large play structures or bleachers.
- This style features embedded or recessed base plate mounting.
- Shade fabric is available in original or fire resistant versions.
- Available sizes are 10' x 12' (3,1m x 3,7m) or 10' x 20' (3,1m x 6,1m).
- Available entry height options are 8' (2,4m) or 10' (3,1m).



Single Post Pyramid Cantilever Play Shade

- Offers all the benefits of the traditional Single Post Pyramid, and provides a shaded area free from columns.
- Choose from embedded or recessed base plate mounting styles, and standard or quick release options.
- Shade fabric is available in original or fire-resistant versions.
- Available sizes are 12' x 12', 14' x 14' or 16' x 16' (3,7~3,7m; 4,2~4,2m; or 4,9~4,9m), all with an entry height of 8' (2,4m).



Hip Joined Play Shade

- Features the clean, straight lines of our traditional Hip Play Shade, while sharing steel posts with adjoining shades to reduce the number of columns and increase the shaded footprint.
- Perfect for areas that need more extensive coverage, such as spaces with large play structures. Choose from embedded or recessed base plate mounting styles, and standard or quick release options.
- Shade fabric is available in original or fire-resistant versions.



Mariner Pyramid Play Shade

- Provides the same amount of shade as our Hip and Pyramid Shade options, and features a distinctive overlapping fabric design for a more sophisticated aesthetic.
- Perfect for any outdoor space with a large play structure or dining/seating.
- Choose from embedded or recessed base plate mounting styles.
- Also available in a 20' x 20' x 12' (6,1m x 6,1m x 3,7m) option.



Hip Play Shade

- Features clean, straight lines and is one of the most commonly used styles for shading large play structures.
- Choose from embedded or recessed base plate mounting styles, and standard or quick release options.
- Shade fabric is available in original or fire-resistant versions.
- Available sizes are 10' x 20', 15' x 25', 18' x 36', 20' x 24', 20' x 30', 20' x 34', 24' x 30', 24' x 40', or 30' x 40' (3,1-6,1m; 4,6-7,6m; 5,5x11m; 6,1-7,3m; 6,1-9,2m; 6,1-10,4m; 7,3-9,2m; 7,3-12,2m; or 9,2-12,2m).
- Available entry height options are 8', 10' or 12' (2,4m; 3,1m; or 3,7m).



Pyramid Play Shade

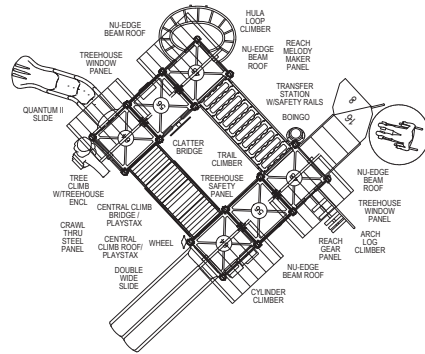
- A four-post solution for play spaces that need extensive coverage.
- Features a classic square, peaked roofline.
- Choose from embedded or recessed base plate mounting styles, and standard or quick release options.
- Shade fabric is available in original or fire-resistant versions.
- Available sizes are 10' x 10', 14' x 14', 20' x 20', 24' x 24', or 30' x 30' (3,1-3,1m; 4,2-4,2m; 6,1-6,1m; 7,3-7,3m; or 9,2-9,2m).
- Available entry height options are 8', 10' or 12' (2,4m; 3,1m; or 3,7m).

Shade structures have not been tested for CPSIA / ASTM compliance. All of our shade products are designed to withstand nominal wind loads of 90 mph (144,84 kph) with appropriate footing. To extend the life of shade in snowy regions, the shade must be removed for winter.

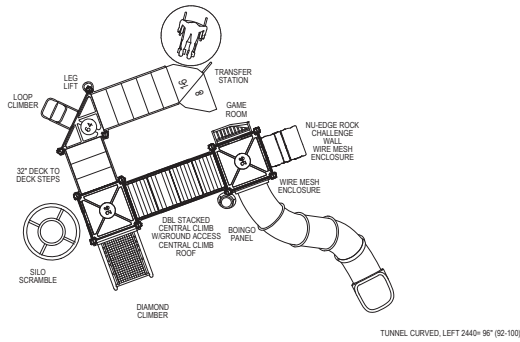
PLAY STRUCTURE TOP VIEWS

- 188 PlayStax™
- 191 NU-Edge®
- 194 Unlimited Play
- 199 Kid Builders®
- 202 Kid Builders® Themed

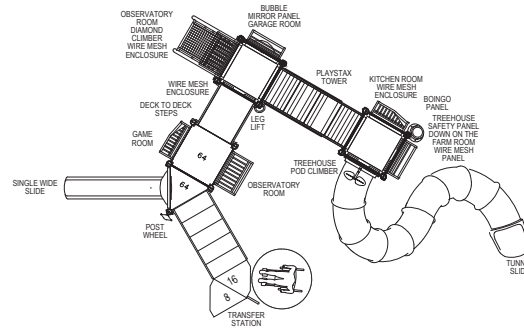
- 203 Gelefish®
- 203 N-R-G Builders®
- 206 SkyBuilders®
- 208 Play Builders®
- 209 MaxPlay®



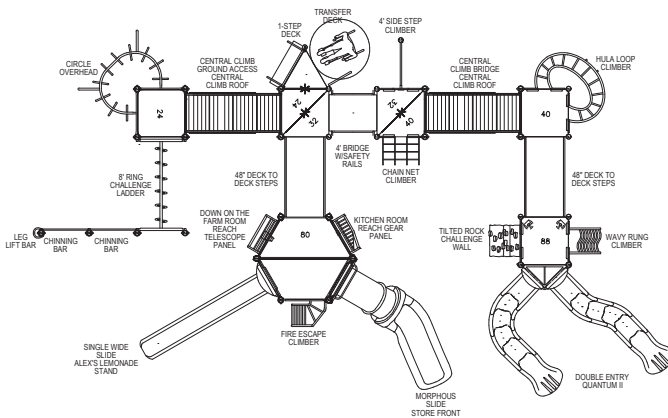
PS20-71846
5-12, 5-12 CSA
PAGE 46



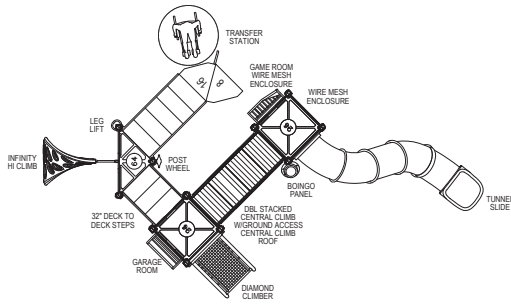
PS20-71839
5-12, 5-12 CSA
PAGE 46



PS20-71848
5-12, 5-12 CSA
PAGE 47



PS20-71843
5-12, 5-12 CSA
PAGE 47



PS20-71840

5-12, 5-12 CSA

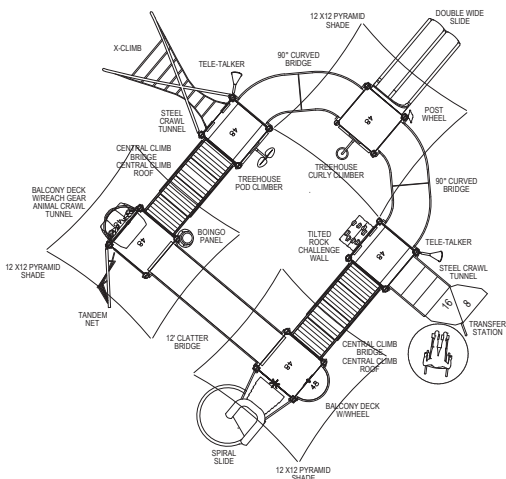
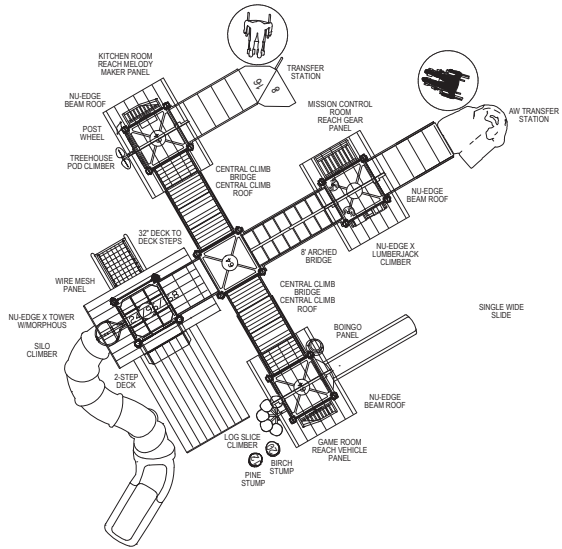
PAGE 48



PS20-71845

5-12, 5-12 CSA

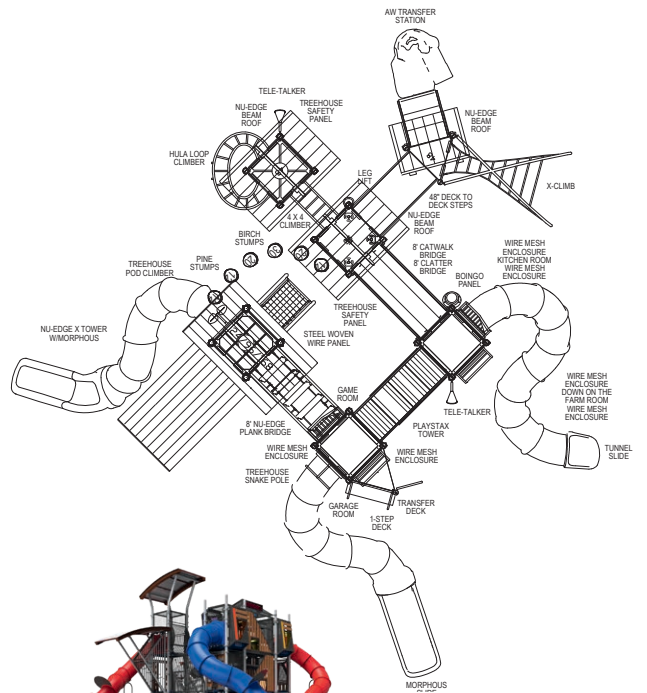
PAGE 48



PS20-71844

5-12, 5-12 CSA

PAGE 49

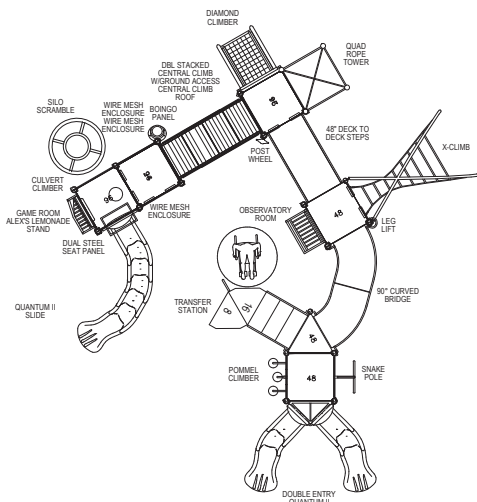


PS20-71838

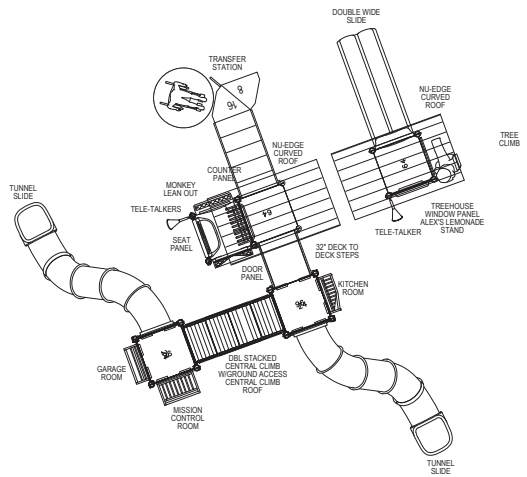
5-12, 5-12 CSA

PAGE 49

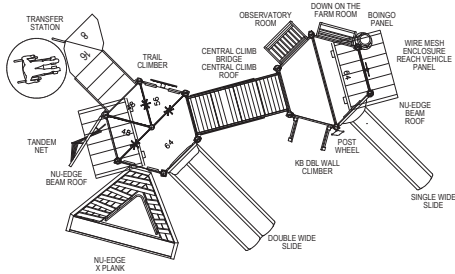
PLAY STRUCTURE TOP VIEWS



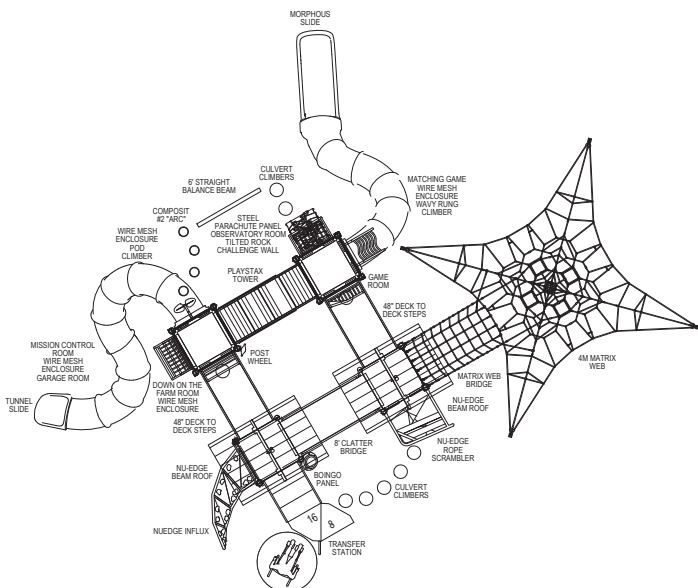
PS20-71841
5-12, 5-12 CSA
PAGE 50



PS20-71842
5-12, 5-12 CSA
PAGE 50

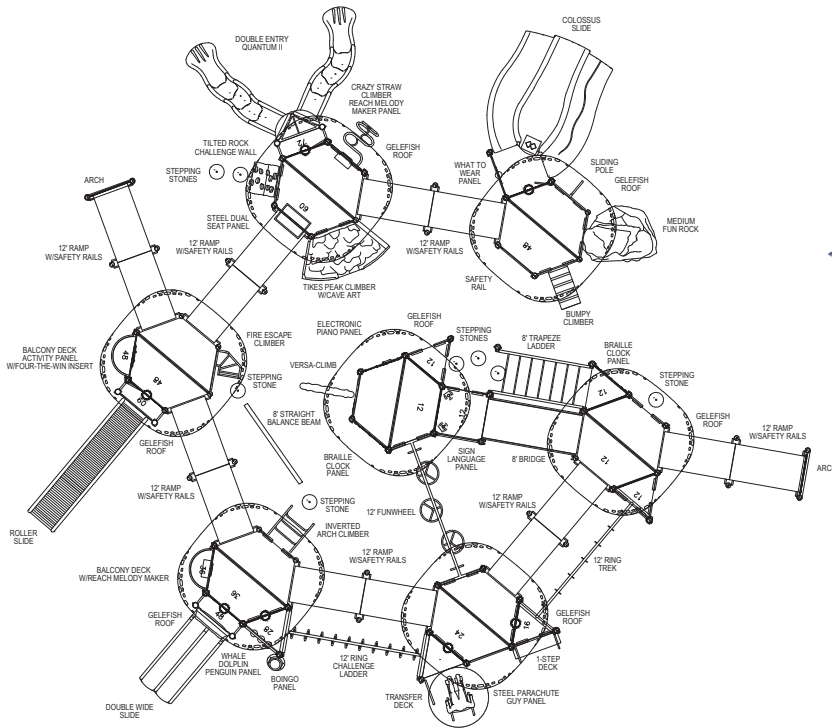


PS20-71847
5-12, 5-12 CSA
PAGE 51



PS20-71837
5-12, 5-12 CSA
PAGE 501

PLAY STRUCTURE TOP VIEWS



UP20-71871

5-12, 5-12 CSA

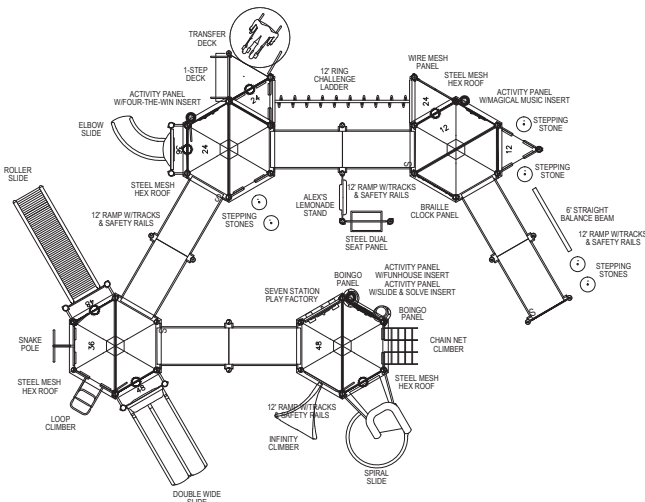
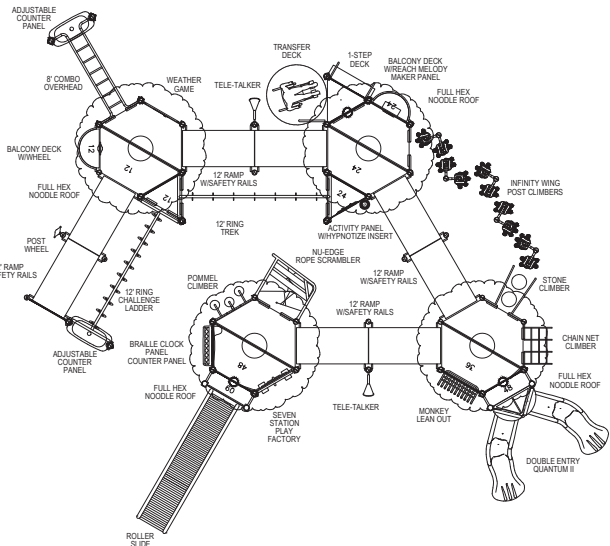
PAGE 68



UP20-71874

5-12, 5-12 CSA

PAGE 68


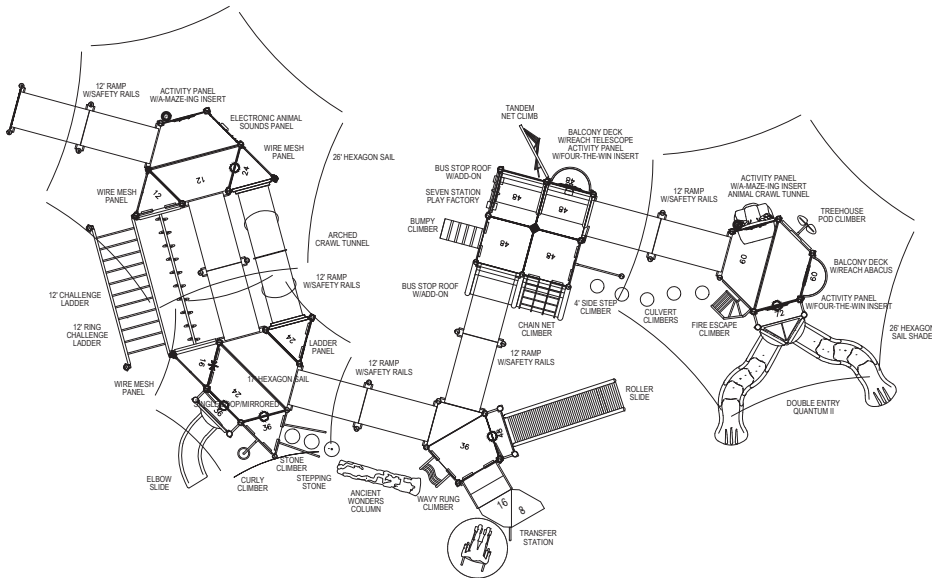


UP20-71875

5-12, 5-12 CSA

PAGE 69

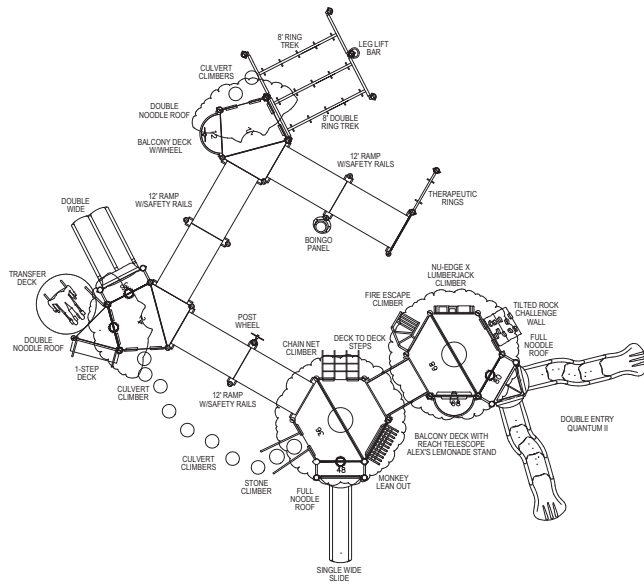
PLAY STRUCTURE TOP VIEWS



UP20-71873

5-12, 5-12 CSA

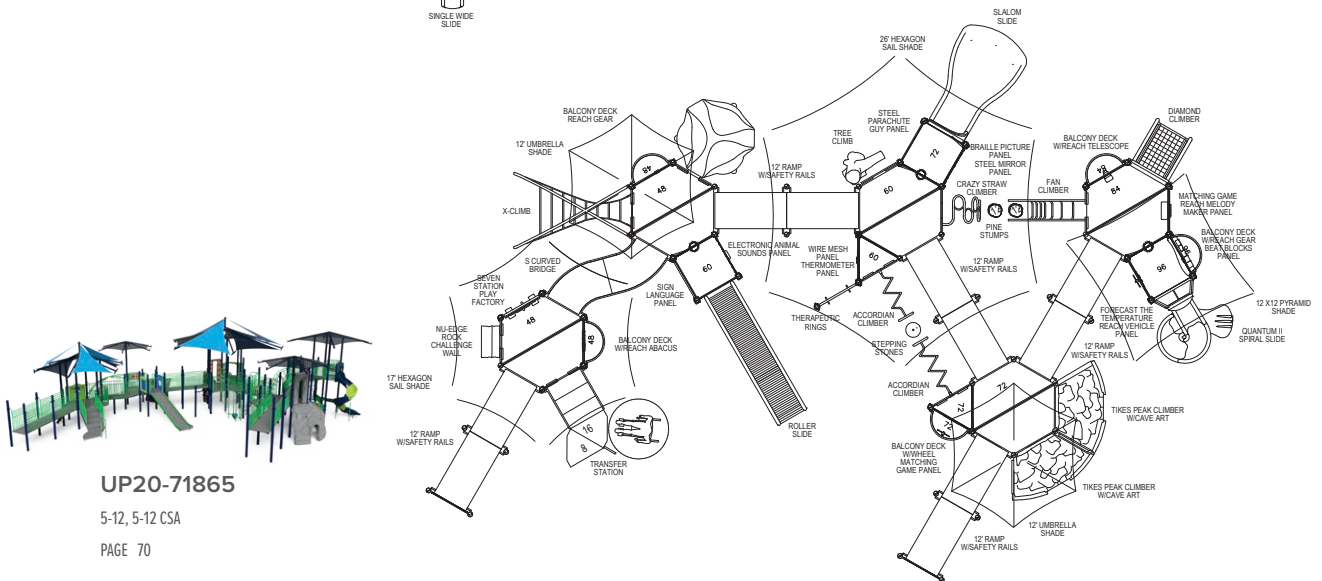
PAGE 69



UP20-71877

5-12, 5-12 CSA

PAGE 70

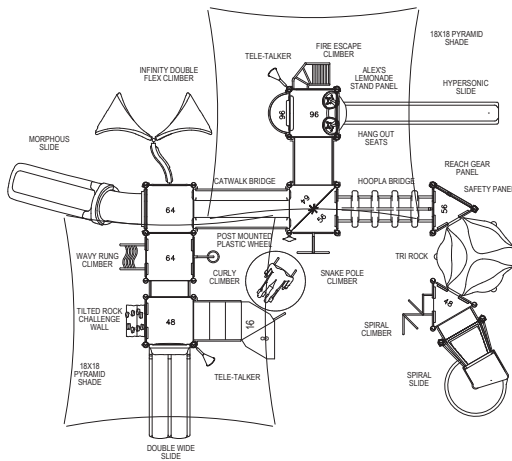


UP20-71865

5-12, 5-12 CSA

PAGE 70

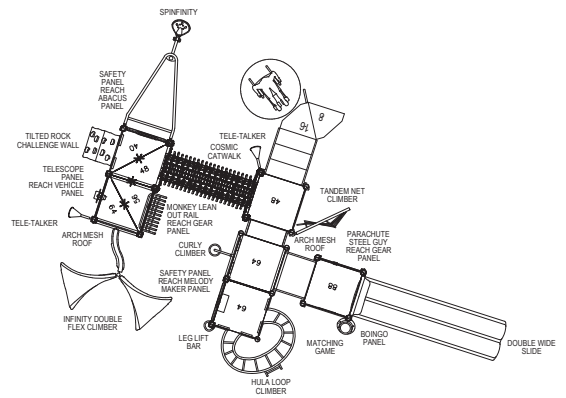
PLAY STRUCTURE TOP VIEWS



KB20-71888

5-12, 5-12 CSA

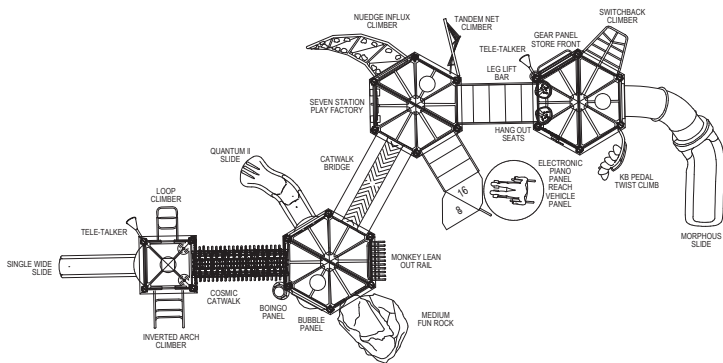
PAGE 75



KB20-71889

5-12, 5-12 CSA

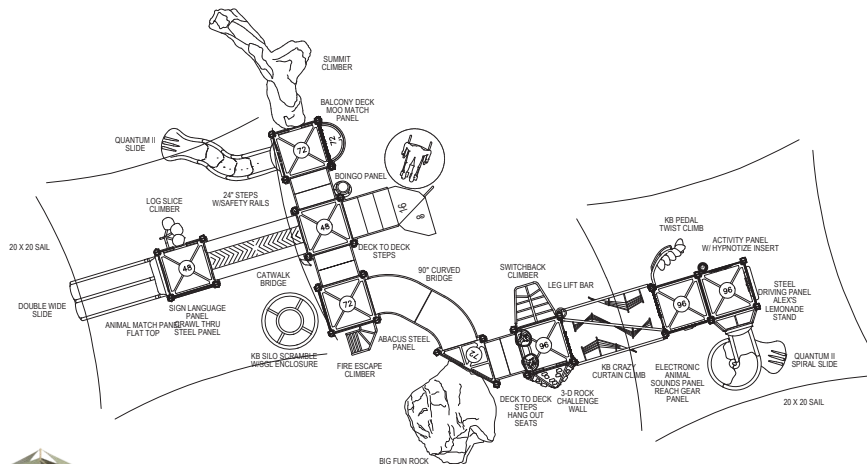
PAGE 75



KB20-71887

5-12, 5-12 CSA

PAGE 75



KB20-71882

5-12, 5-12 CSA

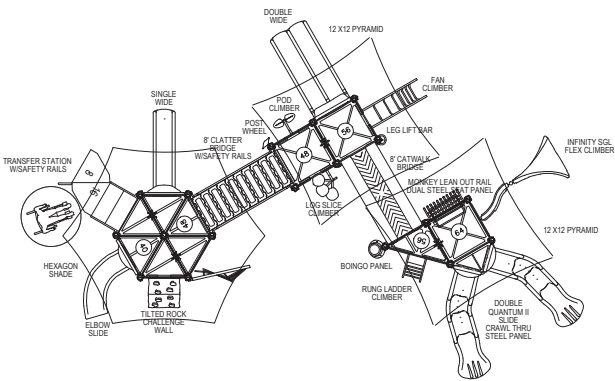
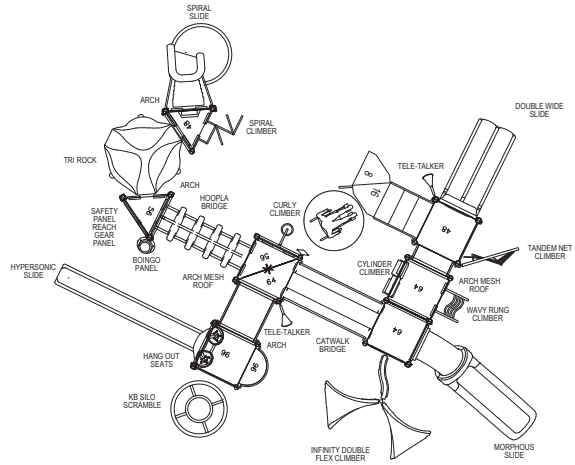
PAGE 76



KB20-71886

5-12, 5-12 CSA

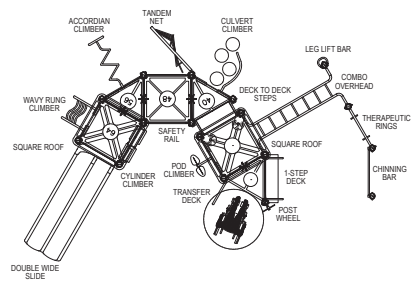
PAGE 76



KB20-71891

5-12, 5-12 CSA

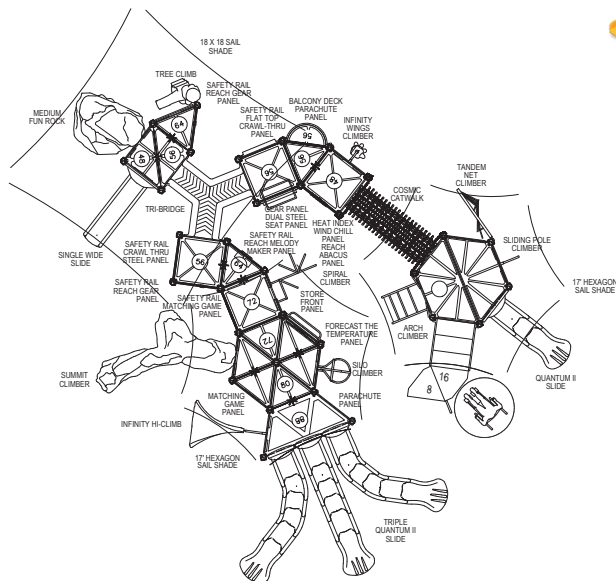
PAGE 76



KB20-71892

5-12, 5-12 CSA

PAGE 77

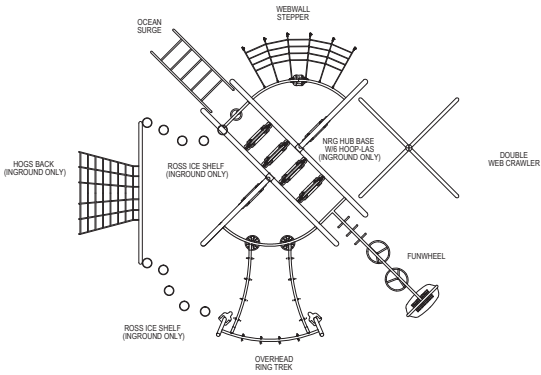


KB20-71883

5-12, 5-12 CSA

PAGE 77

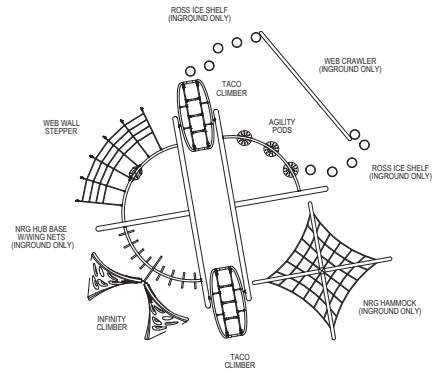
PLAY STRUCTURE TOP VIEWS



NRG20-71916

5-12, 5-12 CSA

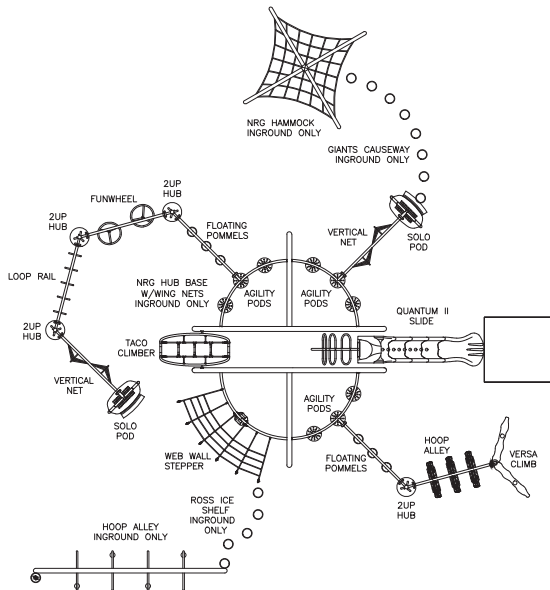
PAGE 85



NRG20-71918

5-12, 5-12 CSA

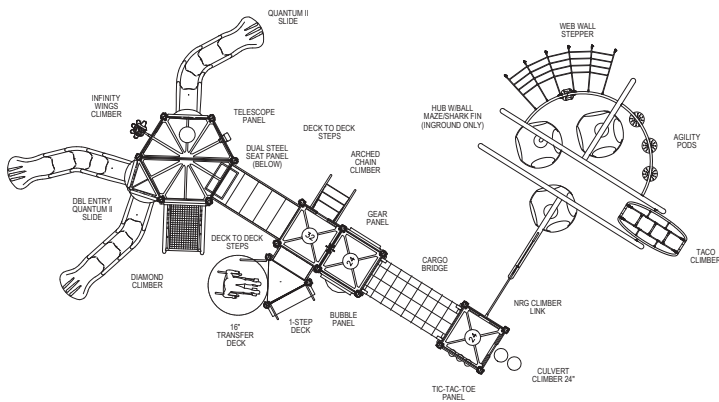
PAGE 85



NRG20-71914

5-12, 5-12 CSA

PAGE 85



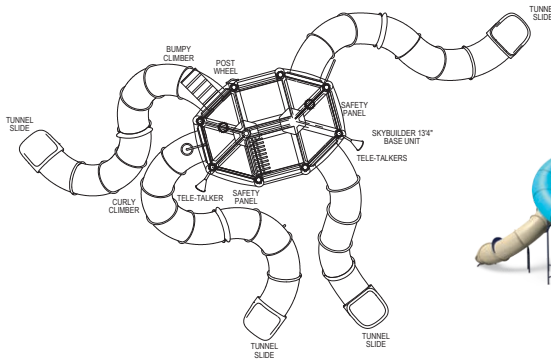
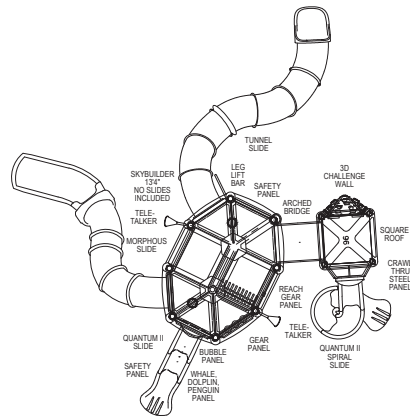
NRG20-71915

5-12, 5-12 CSA

PAGE 86



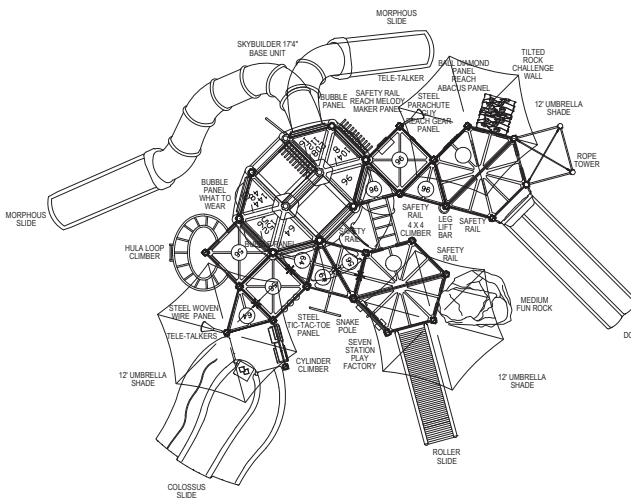
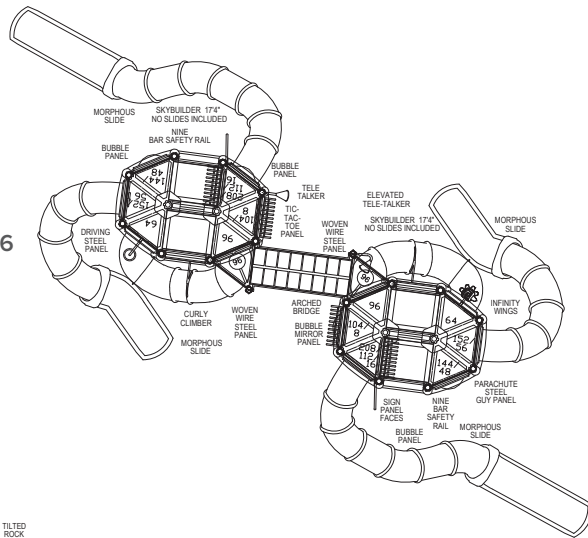
SB20-71899
5-12, 5-12 CSA
PAGE 91



SB20-71895
5-12, 5-12 CSA
PAGE 92

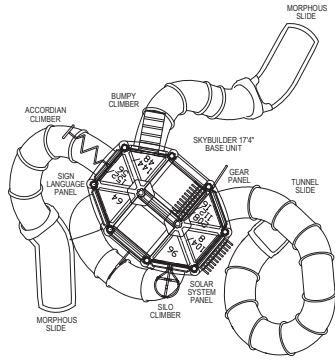


SB20-71896
5-12, 5-12 CSA
PAGE 92



SB20-71894
5-12, 5-12 CSA
PAGE 93

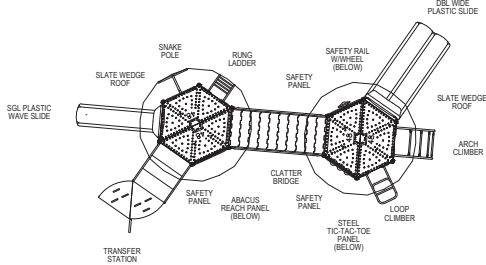
PLAY STRUCTURE TOP VIEWS



SB20-71897

5-12, 5-12 CSA

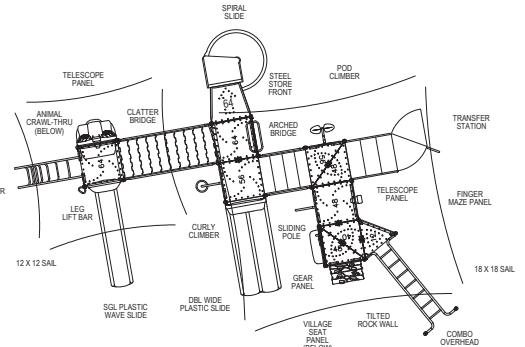
PAGE 93



PB20-71906

2-12, 18 mo-12 yr CSA

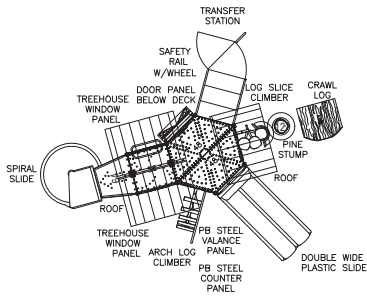
PAGE 96



PB20-71904

5-12, 5-12 CSA

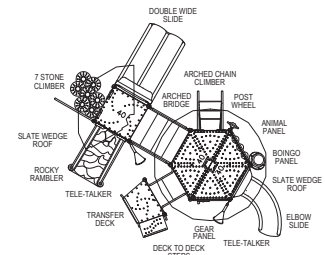
PAGE 96



PB20-71905

2-12, 18 mo-12 yr CSA

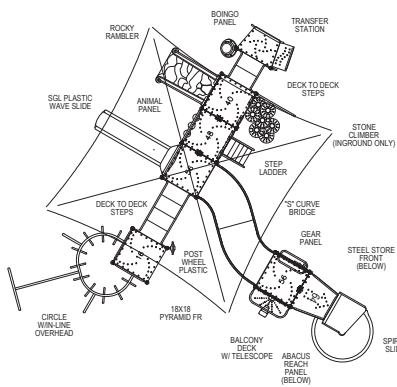
PAGE 97



PB20-71907

2-12, 18 mo-12 yr CSA

PAGE 98

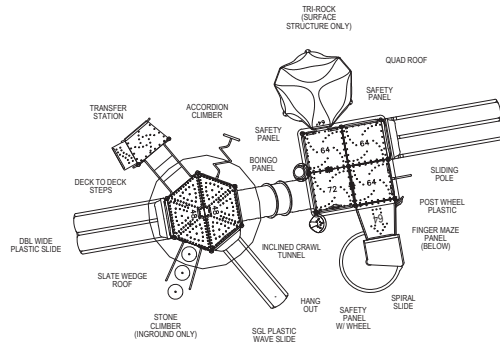



PB20-71903

5-12, 5-12 CSA

PAGE 97

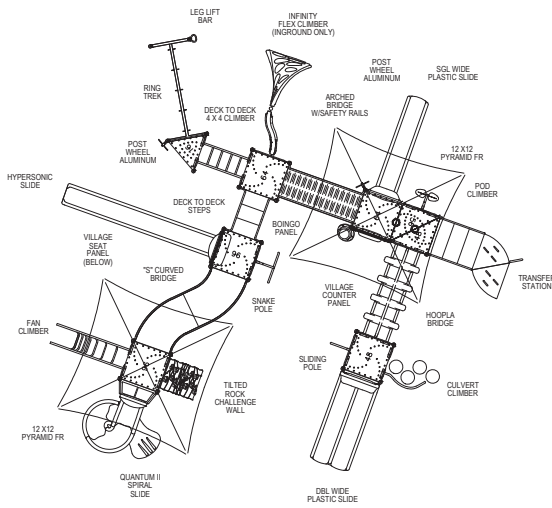
PLAY STRUCTURE TOP VIEWS



PB20-71908

5-12, 5-12 CSA

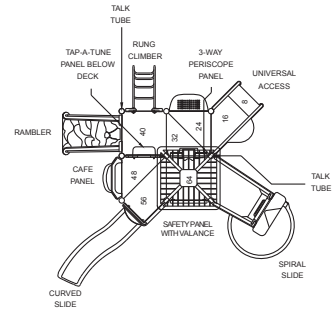
PAGE 98



PB20-71902

5-12, 5-12 CSA

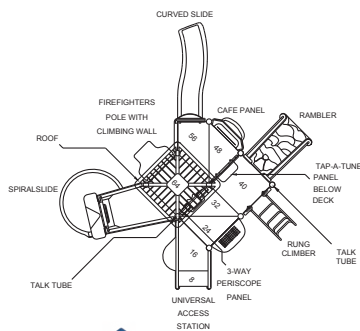
PAGE 98



MaxPlay® 3

2-5, 18 mo-5 yr CSA

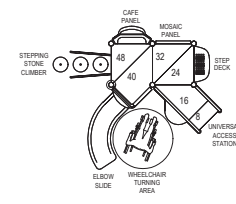
PAGE 101



MaxPlay® 1

5-12, 5-12 CSA

PAGE 101



Mini Max

2-5, 18 mo-5 yr CSA

PAGE 101

WARRANTY

Little Tikes Commercial warrants its products against structural failure due to defects in materials and workmanship for the warranty periods and material categories prescribed below.

Buyer agrees that products sold by PPLT Farmington, Inc. (PlayPower Little Tikes Commercial) carry only the following warranties:

1. LIMITED WARRANTY FOR AS LONG AS YOU OWN THE PRODUCT:

Aluminum deck posts, steel deck posts, stainless steel hardware, cast aluminum parts, and KidBuilder® steel clamps.

2. LIMITED FIFTEEN (15) YEAR WARRANTY: All rigid steel playground components, decks, steps, and weldments, rotationally molded and sheet plastic components, plastic lumber, roof panels, and stainless steel slides, except as otherwise specified below.

3. LIMITED TEN (10) YEAR WARRANTY: Fabric shade steel frames, Naturtek™ products, Shadesure™ and Colourshade FR fabrics. (Note Exception: Limited Five (5) Year Warranty on Shadesure™ fabrics in colors Red, Yellow, Electric Purple, Zesty Lime, Cinnamon, and Olive.)

4. LIMITED EIGHT (8) YEAR WARRANTY:

• Fiberglass signage, accessible swing seats, precast PolyFiberCrete or precast concrete products.

• LandSoft Synthetic Turf safety surfacing against deterioration of specified attenuation performance and appearance.

• Shade fabric and components against rot, UV deterioration, and defects in materials and workmanship. (Note Exception: Limited Three (3) Year Warranty for fabric in shades of red.)

5. LIMITED FIVE (5) YEAR WARRANTY:

• Clever Climbers™ products, including, but not limited to, polyethylene slides, enclosures, main structure, decks, and plastic components.

• PVC coating and PE coating against cracking or peeling.

• Park and Site Amenities (i.e. benches, tables, trash receptacles, etc.).

• GFRP (Glass Fiber Reinforced Polymer) Products.

• Steel core cable nets and rope fittings and connections. (Note Exception: Warranty does not cover normal wear and tear such as fraying or facing of cable coating.)

6. LIMITED THREE (3) YEAR WARRANTY: KidTiles®, Playground Sculptures, KidRiders® products (excluding spring assemblies), flexible belting, plastic border timbers and accessories, and electronic panel speakers, sound chips, and circuit boards.

7. LIMITED ONE (1) YEAR WARRANTY:

• Learning Lab Sensory Tables and Tot Tree plastic components.

• Belt Swing Seats and Bucket Tot Swing Seats.

• All other products, components, and custom pieces that are not specifically listed above, including, without limitation, all moving parts, such as swing hangers and bearings, swivels, chains, whirls, springs and flexible components, and all high wear items, such as trolleys, cables, wheels, and bumper stops related to rail and cable ride products.

BUYER'S REMEDY: If any products prove defective or non-conforming under normal use and within the above-prescribed warranty periods and material categories, Buyer must promptly notify Little Tikes Commercial in writing at 878 E. Hwy 60, Monett, MO 65708 USA. Little Tikes Commercial may elect to inspect the alleged defect at Buyer's site or at Little Tikes Commercial's facility. Buyer shall not return products to Little Tikes Commercial unless authorized by Little Tikes Commercial to do so. Authorized returns must be properly packaged and shipped prepaid and insured, at Buyer's expense. Upon verification of warranty coverage, Little Tikes Commercial may elect, in its sole discretion, to repair defective or non-conforming products, or replace them by delivering products or part(s) free of charge to the site. Little Tikes Commercial's limited warranties do not cover the cost of labor to remove defective or non-conforming part(s) or to install repaired or replacement part(s). By use of these limited warranties, Buyer accepts their terms and limitations, and waives any rights it would otherwise have to claim or assert that such warranties fail of their essential purpose. Buyer agrees that venue for any court action to enforce these limited warranties shall be in Barry or Greene Counties in the State of Missouri.

LIMITATIONS: All warranty periods begin on the date of Little Tikes Commercial's invoice. Repaired and/or replacement part(s) are warranted only for

the balance of the original limited warranty period. Warranties extend only to the original Buyer/end user for products purchased from Little Tikes Commercial or a Little Tikes Commercial authorized reseller and are not transferrable.

Warranties apply only to Little Tikes Commercial products that are erected and installed in conformance with Little Tikes Commercial's installation instructions, and that are maintained and inspected in conformance with Little Tikes Commercial maintenance and operational instructions.

Warranties specifically do not cover Little Tikes Commercial products:

• for cosmetic damage or flaws occurring under normal use, such as surface scratches, minor chips, hairline cracks, dents, marring, efflorescence, color fade (except for shade fabric as noted above), discoloration, corrosion/rust, fraying, or warping of recycled plastic lumber;

• that have been modified, altered, or repaired by unauthorized third parties;

• that have not been used as designed or intended, or misused;

• to which non-Little Tikes Commercial parts have been added or substituted;

• that have been removed from their original location and re-installed elsewhere;

• or that have been damaged due to excessive wear and tear, vandalism, abnormal use, abuse, negligence, environmental factors (such as wind-blown sand, salt spray, or airborne emissions from industrial sources), extreme weather (such as hail, flooding, lightning, tornados, sandstorms, earthquakes, or wind storms), and acts of God.

Little Tikes Commercial does not warrant that any particular color will be available for any specific period of time, and reserves the right, in its sole discretion, to discontinue any color for any reason.

THE FOREGOING LIMITED WARRANTY IS THE SOLE AND EXCLUSIVE WARRANTY FOR SELLER'S PRODUCTS, AND IS IN LIEU OF ALL OTHER WARRANTIES, EXPRESS OR IMPLIED, IN LAW OR IN FACT. SELLER SPECIFICALLY DISCLAIMS ALL OTHER WARRANTIES, EXPRESS OR IMPLIED, INCLUDING, WITHOUT LIMITATION, ALL IMPLIED WARRANTIES OF MERCHANTABILITY AND FITNESS FOR A PARTICULAR USE OR PURPOSE, AND ANY IMPLIED WARRANTIES ARISING OUT OF COURSE OF DEALING OR PERFORMANCE OR TRADE USAGE. SELLER SHALL NOT BE LIABLE FOR ANY INCIDENTAL, CONSEQUENTIAL, EXEMPLARY, SPECIAL, OR PUNITIVE DAMAGES, OR ANY LOSS OF REVENUE, PROFIT OR USE, ARISING OUT OF A BREACH OF THIS WARRANTY OR IN CONNECTION WITH THE SALE, INSTALLATION, MAINTENANCE, USE, OPERATION, OR REPAIR OF ANY PRODUCT. IN NO EVENT WILL SELLER BE LIABLE FOR ANY AMOUNT GREATER THAN THE PURCHASE PRICE OF A DEFECTIVE PRODUCT.

ADDITIONAL ORDER POLICIES

Prices: Published prices are subject to change without notice. All orders are subject to approval by PPLT. All prices are in U.S. dollars. Product prices are FOB Monett, Missouri and do not include freight – freight charges will be added to product prices. Lease purchasing options are available through the Lease Program.

Invoice Terms: Will be as noted on the invoice. Finance charge of 1 ½ percent per month may be incurred.

Sales Tax: Will be added to the invoice except when a valid tax exempt certificate is furnished. Sales tax percentages are based on delivery destination.

Freight Charges: Products are shipped FOB Monett, MO, Pre-Pay and Add. For orders from Municipalities, Government Agencies, School Systems, and Businesses (listed favorably with Dunn & Bradstreet), freight will be prepaid and added to the invoice in accordance with PPLT's standard freight rate chart. For orders that are to be prepaid, please contact our Sales Department for a firm freight quote before sending your prepaid order.

Weights: Shown as approximate and include packing materials.

Delivery Terms: Within the United States, FOB Monett, MO. For Exports (overseas shipments), typically shipments are EXW (Ex Works Factory) Monett, MO, USA. Consult the PPLT Sales Department for special terms and desired arrangements. Ocean and air freight options are available.

Loss or Damage in Transit: A signed bill of lading is our receipt from a carrier that our shipment to you was complete and in good condition. Before you sign, please check this bill of lading carefully when the shipment reaches you to make sure there are no damages or shortages. Once the shipment leaves our plant, we are no longer responsible for any damage, loss, or shortage. All claims for loss or damage to product should be reported immediately to our Customer Service Department. All claims for product damage and shortage via common carrier must be promptly made by consignee (customer) direct to PPLT's Customer Service Department. When reporting damage, be sure to hold all

containers and packing materials for inspection (claims should be filed within 15 days of receipt of shipment).

Cancellations and Returns: Cancellations will be accepted upon written notification at our offices. Returns will be accepted only when freight charges are prepaid, insured, and we have expressly authorized the return. Please provide invoice number, invoice date, and reason for your return. Parts not included are custom parts, as well as used or damaged parts. There will be a restocking fee for all returned orders and on canceled orders.

Specifications and Product Appearance: PPLT has a policy of continuous product improvement and reserves the right to discontinue or change specifications or product appearance without written notice.

Freight Carrier Information: All freight is shipped unassembled via UPS (if able) or common carrier. On all common carrier shipments, the customer is responsible for unloading. Inside delivery is available for an additional charge.

COMMITMENT TO SAFETY

Nothing is more important than a safe, positive environment for children to play. Our commitment to providing this positive environment starts with meeting and/or exceeding compliance with the performance safety specifications established by organizations such as ASTM, CPSC, CSA, EN, and TUV. Beyond compliance, we are an active participant in many of these standard writing bodies providing input into the standard development process. Our associates and representatives have the knowledge and experience to provide positive play designs that provide challenge and play value for all children.

COMMITMENT TO THE ENVIRONMENT

Protecting and preserving the environment for our children's future is a priority for everyone at PlayPower LT Farmington, Inc. We are committed to closing the recycling loop by using consumer recycled material wherever possible and ensuring nearly everything we make can be recycled. From steel and aluminum to rubber and plastic, almost everything we make uses some amount of recycled material. By installing a Little Tikes Commercial play structure we are all doing our part to ensure a better world for our children.

GUIDELINES AND STANDARDS

The Consumer Product Safety Commission (CPSC) created playground safety guidelines to help local communities, schools, day care centers, corporations, and other groups build safe playgrounds. The Handbook for Public Playground Safety includes safety guidelines for designing, constructing, operating, and maintaining public playgrounds.

U.S. Consumer Product Safety Commission
 Washington, D.C. 20207
 E-mail: info@gov
 www.CPSC.gov

ASTM

The American Society for Testing and Materials (ASTM) is an independent world renowned developer of technical standards utilized in testing products. Standard Consumer Safety Performance Specifications for Playground Equipment for Public Use, F1487 & F2373 establishes nationally recognized safety standards for public playground equipment.

American Society for Testing and Materials
 100 Barr Harbor Drive
 West Conshohocken, PA 19428-2959
 E-Mail: service@astm.org

CSA

Canadian Standard Association (CSA) is an independent organization whose mission is to provide an open and effective forum for activities facilitating the development of standards to meet national needs. The CSA Standard CAN/CSA-Z614, A Guideline on Children's Playspaces and Equipment was approved.

Canadian Standard Association
 5060 Spectrum Way Suite 100
 Mississauga, Ontario, Canada L4W 5N6
 1-800-463-6727
 www.csa.ca

TÜV Product Service

TÜV Product Service is a world renowned leader in testing and certification activities. European Standard EN1176 is the most up-to-date combined European Standard for Commercial Playground Equipment. Use of the TÜV certification mark is evidence to the customer of product quality and compliance to stringent safety standards.

TÜV SÜD America
 10 Technology Drive
 Peabody, MA 01960
 www.TUVamerica.com

ASTM-F1487 CAN/CSA-Z614 EN1176

KidBuilders™, SkyBuilders™, PlayBuilders™, MaxPlay™ Systems, and Clever Climbers™ play equipment has been tested to be in conformance with safety requirements and standards set forth by ASTM F1487, CAN/CSA - Z614, and EN1176.

When installed according to our layout drawings and installation instructions, KidBuilders, SkyBuilders, PlayBuilders, MaxPlay Systems, and Clever Climber play systems meet guidelines and standards as defined in the US Consumer Product Safety Commission's Handbook for Public Playground Safety, ASTM F1487, and Canadian Standard CAN/CSA-Z614.

KidBuilders, PlayBuilders, MaxPlay Systems, Clever Climbers, and Spring Riders have been certified to the EN 1176 by TÜV Product Service GMBH.



PlayPower LT Farmington, Inc. is a member in good standing of IPEMA, the International Play Equipment Manufacturers Association. IPEMA is a member-driven international trade organization that represents and promotes an open market for manufacturers of play equipment.

In the interest of playground safety, IPEMA provides a Third Party Certification Service whereby a designated independent laboratory validates a participant's certification of conformance to ASTM F1487, Standard Consumer Safety Performance Specification for Playground Equipment for Public Use, except sections 7.11, 10 & 12.6.1; CAN/CSA Z614, Children's Playspaces and Equipment, except clauses 9.5, 10 & 11; or both. The use of the corresponding logo in Little Tikes Commercial Play Structures catalog signifies that Little Tikes Commercial Play Structures has received written validation from the independent laboratory that the product(s) associated with the use of the logo conforms with the requirements of the indicated standard. Check the IPEMA website (www.ipema.org) to confirm product validation.

Validation is an ongoing process as new products are certified and released. Please contact your local representative for an updated listing or visit our web site at www.LittleTikesCommercial.com.



PlayPower LT Farmington, Inc. is certified to ISO 9001:2015 & ISO 14001:2015



Contract # GS03F055AA



American Welding Society Certified D1.1



Canadian Welding Bureau Certified

QUALITY TO THE CORE



NATURTEK®

Our lightweight and durable Naturtek™ material is easy to install and maintain, and looks and feels exactly like real trees, rocks, slumps, and logs. Naturtek is made from composite resin, doesn't absorb water, and is UV stable to prevent fading, staining, chipping, and breaking after extended exposure to the elements. Best of all, no touch-ups are necessary because the color in Naturtek is infused throughout the product.



Posts - Three-Step Finishing

Our high-tensile, cold-formed steel is fortified by a three-step finishing process to ensure durability, corrosion resistance, and color fastness.

- STEP 1: Zincrich™ internal coating on tubes, including weldments
- TUBING: High-tensile, cold formed steel tubing
- STEP 2: Flo-Coat™ pure zinc galvanizing on surface of tubes
- STEP 3: Polyester dry powder coating for vibrant color



Vinyl Deck Coating

All decks receive a vinyl coating that reduces heat transfer and holds up well against aging and corrosion.




Compound Resin

Compound resin gives our rotomolded products superior impact strength, durability, color, and UV resistance.



Steel Clamps

Our Kid Builders® structures utilize a non-slip clamp design that is two times stronger than aluminum alloy clamps and features tamper-resistant hardware.



Direct Connect

Our Play Builders® structures feature the Direct Connect system that provides a unique dual-tempered fastener, adding strength and durability to the self-drilling tip and threads.

Here are a few of our funding options. For more information, contact your local Little Tikes Commercial representative.



NCL Government Finance Program

As the only Sourcewell-awarded vendor of government financing programs, National Cooperative Leasing (NCL) can ensure you get the highest quality playground equipment with the best tax-exempt municipal financing available. This exclusive opportunity is available to anyone within Sourcewell's cooperative membership. Ease budget concerns and amplify the power of cooperative purchasing with this competitively-bid financing opportunity.



Sourcewell

Little Tikes Commercial is proud to partner with Sourcewell, a national cooperative government partner that focuses on your success by giving you a less complicated way to purchase what you need. By handling the competitive bid process for you, Sourcewell enables you to satisfy local bid requirements quickly and effectively.



GSA

As a General Services Administration (GSA) – approved vendor, Little Tikes Commercial can provide Federal Government Agencies with discounted prices on playground equipment. We hold GSA contract GS03F055AA under our contractor name PlayPower LT Farmington, Inc.



Marlin Leasing

Marlin Leasing can help you get the playground equipment you need while preserving capital. Founded in 1997, Marlin is a well-established, publicly traded company that leads the equipment financing industry. Leasing your playground requires less money up front and provides both credit and tax benefits. Whether you're interested in preserving your bank credit lines for payroll and unexpected costs, minimizing balance sheet liabilities, or taking the full depreciation of your new playground equipment in the first year, your local Little Tikes Commercial sales representative can walk you through your options.



DoughBuilders

DoughBuilders offers a wide variety of programs for your consideration, including cookie dough programs, bakery items, custom tumblers featuring your logo, candles, tote bags, gift cards, snack foods, boxed chocolates, jewelry, and much more.

The programs are offered with free shipping on all orders, free order entry services, time critical delivery in most geographic areas, no upfront costs, parent letters that explain the purpose of the fundraiser, posters to help you market the fundraiser internally, free prizes for your sellers, and easy payment options including the acceptance of school purchase orders with 30 day payment terms.



Honest Price Promise

Provide us with any offer received from any of our competitors, along with the design quoted, and we will provide you with a better solution at an equal or lower price— our Honest Price Promise.

INDEX

"C" Challenge Ladder	136	Castle Battlement	134	Frog	175	Infinity Triple Climber	159
"S" Bridge	119	Castle Safety Panel	134	Frog Climber	177	Infinity Web	159
"S" Challenge Ladder	136	Castle Safety Panel (with Battlement).....	134	Frontier Safety Panel	134	Infinity Wings Climber	111
"S" Crawl Tunnel	117	Castle Theme	134	Frontier Theme	134	Inline Rail	146
"Z" Challenge Ladder	136	Castle Window Panel	134	Frontier Window Panel	134	Inline with Rings and Rungs	144
3-D Rock Challenge	115	Cat Walk.....	119	Fun Rock - Large	110, 156	Jack Hammer	170
360° Overhead Ladder.....	137	Cattle Guard.....	133	Fun Rock - Medium.....	110, 156	Jungle Climber	116
4 x 4 Climber	112	Center Deck Access	116	Fun Rock - Small	156	Kid Builders®	72
8' Arch Bridge with Safety Rails.....	119	Chain Net Climber	114	Fun Wheel	145, 146	Kid Village	130
8' Combo Overhead.....	137	Chatterry	176	Fun Wheels	136	KidTimbers® Border Panels & End Caps	185
90° Bridge	119	Chimes.....	151	Fun with Words Panel.....	126	Klondike.....	163
90° Crawl Tunnel.....	117	Circle Challenge Ladder.....	137	Funhouse Insert.....	124	Ladder Panel	114
90° Extended Crawl Tunnel	117	Clatter Bridge with Guard Rails	119	Gallagher the Grasshopper.....	171	Ladybug Hill Tunnel Climber	177
90° Fun Wheels	136	Clever Climbers.....	178	Game Table with Seats	174	Large Cabasa	151
A-maze-ing Insert.....	124	Cliff Climb	115	Garden Crawl Tunnel.....	176	Lattice Panel	127
Abacus Panel.....	127	Climbing Net	105	Garden Sensory Wall	176	Learning Lab	179
Abacus Reach Panel.....	127	Clubhouse	179	Gator Climber	177	Leg Lift Loop	139
Accessible Bridge	119	Colored Kick Plates with Faces	139	Gator Walk.....	175	Link to KidBuilders®	163
Accessible Wheelchair Ramps	185	Colossus Slide	120	Gear Panel	129, 133	Log Roll	123
Accordion Climber	112	Community Helpers	176	Gear Reach Panel	129	Log Slice Climber	110
Activity Panels with Inserts.....	124	Corral Panel	134	Gelefish®	82	Lola the Snail	171
Agility Pods	144	Cosmic Catwalk	104, 118	Generation Swing Seat.....	165	Loop Challenge.....	145
Alex's Lemonade Stand	125	Counter Panel.....	128	Giants Causeway.....	163	Loop Challenge Ladder	137
Alphabet Panel	126	Crawl Panel.....	125	Gibraltar Ascent	158	Loop Climber	113
Ancient Wonders Anchor Stone.....	152	Crazy Curtain.....	104	Gibraltar Peak	158	Loop Rail	146
Ancient Wonders Arch.....	152	Crazy Hoop-La® Bridge Climber	118	Gibraltar Summit.....	158	Lumberjack Hollow Tunnel Climber.....	177
Ancient Wonders Aztec Net w/2 Anchor Stones ..	153	Crazy Straw Climber	113	Grand Canyon	162	Magellan Straights	163
Ancient Wonders Boa Net w/Stone & Arch.....	153	Criss Cross Crawl Tunnel	117	Hang Out Seats.....	128	Magical Music Insert.....	124
Ancient Wonders Canopy Net w/2 Stones & Arch	153	Culvert Climber Small.....	156	Harry the Hippo	175	Mantis	168
Ancient Wonders Column	152	Curly Climber.....	113	Hillside Slide	121	Math Panel	126
Ancient Wonders Frond.....	152	Curved Climbing Wall	105	Hogs Back	162	Matrix Bridge Climber	154
Ancient Wonders Single Stone.....	152	Curved Slide	121	Hoop Alley	147, 163	Matrix Web Single 4M	155
Ancient Wonders Snake Body.....	153	Cylinder Climber	113	Hoop-La®	160	Matrix Web Twin Tower 6M	155
Ancient Wonders Snake Head	153	Deck to Deck Steps	116	Hoop-La® Bridge Climber	118	MaxPlay Swings	164
Ancient Wonders Stone Stack.....	152	Deck-to-Deck Incline Climber	115	Hoop-La® Traverse	147	MaxPlay®	100
Ancient Wonders Vine.....	152	Dinosaur.....	175	Horse Spring Rider	171	Maypole.....	169
Animal Crawl Tunnel	117	Door Panel.....	128	Hub	146	Medium Cabasa	151
Animal Panel	126	Double Crawl Tunnel.....	117	Hub with 3 Hoop-Las and 3 Wing Nets.....	143	Melody Maker Panel	128
Arch Chain Climber.....	114	Double Entry Quantum II Slide	120	Hub with 6 Hoop-Las	143	Melody Maker Reach Panel	128
Arch Swing Frame 3.5" Single Bay.....	164	Double Ring Trek.....	137	Hub with Ball Maze and Shark Fin	143	Mirage Seat	165
Arch Swings	164	Double Stacked Timber Climb with Net.....	157	Hub with Hoop-La Climb.....	143	Mirror Panel	127
Arched Link (KB to N-R-G).....	145	Double Wide Slide	121	Hub with Hoop-La Climb and 2 Wing Nets	143	Monkey Lean Out Panel	125
Arched Log Climber	110	Dragon Challenge	175	Hula Loop.....	112	Moo Match Panel	126
ATV Spring Rider.....	171	Dragonfly	170	Hypar Net	154	Morphous Slide	121
Bamboo Panel	135	Drama Village	174	Hypersonic Slide	121	Mushroom Path Stepper	177
Barn Panel	133	Dual Steering Panel	126	Hypnotize Insert.....	124	N-R-G Builders® and Freestyle	84
Barn Theme	133	DuraGlide® Seat.....	165	Inchworm Climber.....	177	N-R-G Double Web Crawler	162
Beat Blocks.....	128	Elbow Slide	122	Incline Crawl Tunnel.....	117	N-R-G Floating Ladder.....	162
Belt Swing Seat	165	Elbow Tunnel Slide	122	Inclusive Play	63	N-R-G Freestyle Ring Trek	146
Benches	184	Electronic Animal Panel	126	Inclusive Seat	165	Nectar the Bee	171
Bermuda Triangle.....	163	Enclosures	130	Independent Double Wide Slide	173	Niagara Falls	163
Black Bear Sleeping Tunnel Climber.....	177	Fan Climber	113	Independent Events.....	148	NRG Hammock.....	162
Blue Butterfly Climber	177	Fender Wheel.....	133	Independent Hypersonic Slide	173	NRG Ricochet Sphere	174
Boingo	128	Find-the-Dino Panel	128	Independent Quantum II Slide	173	NU-Edge Clubhouse.....	108
Bongo Panel.....	127	Finger Maze Panel	126	Infinity Axis	111	NU-Edge Crawl Log.....	156
Bowed Challenge Ladder.....	136	Fire Escape Ladder.....	114	Infinity Boomerang.....	111	NU-Edge Culvert Climber	108
Braille Panel	125	Fire Truck Cap Assembly	132	Infinity Climber	143	NU-Edge Double Wall Climber.....	108
Bubble Mirror Panel	127	Fire Truck Theme.....	132	Infinity Deck to Deck Link	111	NU-Edge Influx Climber	109
Bubble Panel	127	Five Congas	151	Infinity Double Flex Climber.....	111	NU-Edge Plank Bridge Climber.....	110
Bulldozer Spring Rider.....	171	Floating Balance Beam	174	Infinity Flex	143	NU-Edge Rock Challenge Wall	110
Bumpy Climber	114	Floating Pommel.....	147	Infinity Flex I	159	NU-Edge Rock Step with Stump Transfer Station.....	157
Burmese Bridge Climber.....	118	Floating Stones.....	119	Infinity Flex II.....	159	NU-Edge Rope Scramble	108
Calvin the Caterpillar	175	Four Wheeler.....	160	Infinity Ground-to-Deck Climber	111	NU-Edge X Climber	109
Canopy Walk	162	Four-Seat Teeter with Bubble Top.....	171	Infinity High Climb	111	NU-Edge X Diamond Climb.....	109
Cape Horn	163	Four-the-Win Insert	124	Infinity Loop Climber.....	159	NU-Edge X Lumberjack Climber.....	109
Cargo Bridge Climber.....	118	Freestyle	147	Infinity Quad Climber	159	NU-Edge X Plank Climb Deck-to-Deck.....	109
Castle Arch Panel (with Battlement)	134	Freestyler	169	Infinity Single Flex Climber	111	NU-EDGE®	52

Ocean Surge.....	144	Sail Topper.....	142	Straight Rope Climbing Wall	105	Village Sandbox Border Panel.....	130
Octopus Climber	105	Sand and Water Table	174	Straight Tunnel Slide	121	Village Seat Panel.....	130
One-Piece PlayBuilders Spiral Slide	173	Scarlet the Ladybug.....	171	Surface Spinner	167	Village Window Panel.....	130
Overhead.....	138	Seat Panel	128	Sway Net.....	154	Wave Slide	122
Overhead Inline with Rings	144	See-Saw Snake.....	168	Swinging Monkeys Panel	126	Wavy Challenge Ladder	138
Overhead Link (KB to N-R-G).....	145	Seven Stone Climber.....	114	Swings.....	164	Wavy Rung Climber	113
Overhead Ring and Rung	144	Seven-Station Play Factory.....	129	Switchback Climber.....	113	Weather Station* Panels	131
Overhead Ring Trek	144	Ship Bow	135	Swoop Connection	145	Web Crawler	162
Palm Tree Roof	135	Ship Flag and Mast.....	135	Taco Climb	144	Web Wall Stepper.....	144
Parachute Panel.....	127	Ship Hull Panel.....	135	Talk Tube	139	Welcome Signs	185
Pedal Pod Climber.....	112	Ship Sail	135	Tandem Net	104	Whale Spring Rider	171
Pedal Pod Loop.....	112	Ship Spindle	135	Team Swing	164	Wide Accessible Ramps	139
Pedal Twist	112	Ship Theme	135	Team Totter	168	Window Panel	127
Perch Alley	144	Ship Wheel.....	135	Telescope	139	Wings of Infinity	159
Periscope Panel	129	Ship Window Panel.....	135	Telescope Panel	126	Wire Mesh Entry Panel.....	130
Piano Panel	128	Side Step	147	Theater Panel	126	Wire Mesh Offset Enclosure.....	130
Picnic Tables	183	Side Step Climber.....	112	Therapeutic Rings	138	Wire Mesh Panel	130
Picture Communication Symbol Panel	125	Sign Language Panel	125	Three Congas	151	Wishbone Climber	115
Play Structures.....	41	Silly Tree.....	176	Tic-Tac-Toe Panel	126	Wobble Sphere	169
Play Table	174	Silo Climber	113	Tikes of Steel.....	161	Worm Climber.....	161
PlayBuilders®	94	Silo Scramble	154	Tikes Peak	116, 161	X with 2 Wing Nets and 2 Hoop-Las	143
Playhouse.....	176	Silo Scramble with Single Enclosure.....	104	Tilted Rock Challenge.....	115	X with 4 Wing Nets.....	143
PlayStax Central Bridge Climber.....	106	Single Fun Wheel	136	Time Warp Bridge Climber	118	X with 6 Wing Nets	143
PlayStax Central Ground Climber.....	106	Site Amenities	182	Tire Climber Full Circle	160	ZoomTwist	172
PlayStax Central Stackable Climber.....	106	SkyBuilders®	90	Tire Climber Half Circle.....	160		
PlayStax Down on the Farm - Small Room.....	107	Slalom Slide	120	Tire Climber With Inside Seats	160		
PlayStax Game Room -Medium Room.....	107	Slide & Solve Insert	124	Tire Panel Assembly.....	132		
PlayStax Garage - Small Room	107	Sliding Pole.....	113	Tire Swing.....	165		
PlayStax Kitchen - Medium Room	107	Small Cabasa	151	Toddler Slide	122		
PlayStax Mission Control - Large Room.....	107	Smoke Stack	133	Tool Box	133		
PlayStax Observatory - Large Room	107	Snake Challenge Ladder.....	138	Tot Builders	8, 176		
PlayStax®	45	Snake Pole	113	Tot Swing Seat.....	165		
Pogo Pod.....	170	Solo Pod.....	147	Tot Tree	179		
Pommel Climber	112	Solo Spinner.....	168	Track Ride.....	123		
Post Climber.....	114	Spin Rocker.....	168	Traffic Light.....	176		
Pufferfish Tunnel Climber.....	177	Spinfinity® Sitting.....	123	NU-Edge Trail Climber 48”	108		
Pumper Panel Assembly	132	Spinfinity® Standing	123	Train Theme	133		
Pumper Panel with Bell	132	Spiral Climber.....	112	Transfer Station	116		
Pyramid Topper	142	Spiral Slide.....	122	Transfer Station with Hand Loops	116		
Quantum II Slide	120, 143	Spiral Tunnel Slide.....	122	Trapeze Challenge Ladder.....	138		
Quantum II Spiral Slide.....	120	Spoke	146	Tree Climb with Treehouse Panel.....	108		
Quiet Grove.....	6, 150	Stacked Timber Balance Beam.....	157	Tree Stump Climber 40”	110		
Raft Rider	169	Stacked Timber Climb	157	Tree Stumps	156		
Raft Swing	164	Stacked Timber Wall	110, 147	Tri-Bridge.....	119		
Rail-Rider	166	Stainless Steel Double Wide Slide	122	Tri-Rock.....	110		
Rainbow Loops.....	160	Stainless Steel Single Slide	122	Triceratops.....	175		
Ramps	139	Stainless Steel Spiral Slide	122	Triple Entry Quantum II Slide.....	120		
Receptacles	184	Stairs.....	116	Triple Hoop	174		
Recycled Treehouse Entry Panel	124	Stand *N Spin.....	170	Tropical Thatch Roof	135		
Recycled Treehouse Safety Panel	124	Standard Swings	164	Tropical Theme	135		
Recycled Treehouse Window Panel	124	Steel Abacus Panel	127	Truck	176		
Revolution Inclusive Spinner.....	167	Steel Counter and Vallance	127	Truss Overhead Ladder.....	138		
Ring Challenge Ladder	137	Steel Counter Panel	127	Tucson Turtle Climber.....	177		
Ring Trek	138, 145	Steel Crawl Panel	125	Turning/Chinning Bar.....	139		
Rock Pile With Palm Trees	160	Steel Crawl Tunnel.....	117	Two Congas	151		
Rock’N Ship Glider.....	167	Steel Curved Climbing Wall With Posts.....	160	Unlimited Play Turnabout Spinner.....	166		
Rocky Rambler	115	Steel Driving Panel	126	Vehicle Reach Panel	127		
Roller Slide	121	Steel Dual Seat Panel.....	128	Versa Climb 5-Section	158		
Roofs	140	Steel Laser Panels	129	Vertical Chain Net Climber	161		
Rope Tower	105	Steel Seat Panel	128	Vertical Net	146		
Ross Ice Shelf.....	162	Steering Wheel	139	Vertical Pedal Pod Climber	112		
Roundabout Overhead	138	Step Deck	116	Very Buried Insert.....	124		
Rung Ladder	114	Step Ladder	114	Vibes	151		
Rung Overhead	145	Stockade Panel.....	134	Village Activity Panel	130		
Rustic Entry Panel.....	134	Stone Climber.....	114	Village Counter Panel.....	130		
Safety Panel with Plastic Steering Wheel	126	Straight Challenge Ladder.....	136	Village Door Panel.....	130		
Sagging Climber	115	Straight Crawl Tunnel.....	117	Village Picket Fence Panel	130		

COLORS


Belt Swing Seat Colors



Yellow Red Royal Blue Hunter Green Sand Black

Vinyl Coating Colors

Available coating colors for decks, steps, ramps, and bridges are shown below. Some colors are not available on certain structures—see your representative for details.



Charcoal Gray Red Blue Sand Green Brown

Compression Molded Plastic Color Combinations



Red/Sand Red/Yellow Yellow/Sand Orange/Sand Lime/Sand
 Forest Green/Sand Blue/White Blue/Sand Blue/Yellow Cobalt/Sand
 Plum/Sand Beige/Forest Green Beige/Gray Beige/Red Dark Brown/Sand
 Gray/Black Black/White White/Black

Color Palettes

Picking your playground color is a breeze! These predetermined color palettes were created to help you achieve a uniform feel and direct the eye to the most exciting play activities.



Primary

Azure Red Yellow



Cool Blue

Cobalt Sky Chartreuse Light Gray



Mardi Gras

Lime Lavender Yellow

Shade Fabric Colors



West

Dark Brown Brownstone
Brown Tropical Yellow



Colorful

Teal Orange Light Gray

Shade Fire Retardant Fabric Colors

Rated the best fire retardant shade fabrics in the industry and they tolerate exposure to harsh and extreme outdoor elements. These fabrics also conform to and exceed California's State Fire Marshall Flame-RETARDENCY Test and the NFPA701 Standard Methods of Fire tests for Flame Propagation.



Forest

Hunter Green Brownstone
Brown Lime



Colors are subject to change without notice. These color swatches above are for reference only, and are an approximation that do not reflect the properties of physical materials, and can vary when printed. For more information on color samples and the most up-to-date specifications consult your local representative. Little Tikes Commercial uses high quality materials and state of the art manufacturing processes. Commercial playgrounds and products are subjected to years of environmental and solar exposure. Such extreme exposure takes its toll on paints and pigments, and all colors will fade over time. Little Tikes Commercial does not warrant against color fading or discoloration. It is important to properly maintain your playground to ensure its longevity. Depending on environmental conditions at your location, the installation of fabric shade structures may help to delay fading and discoloration.

COLORS

Plastic Colors

Produced with a compound resin, UV stabilizers, and anti-static guard for superior color fastness, strength, and durability.



Red Yellow Tropical Yellow Orange Lime



Chartreuse Green Forest Green Teal Sky



Cyan Blue Cobalt Lavender Plum



Burgundy Beige Brownstone Brown Dark Brown



White Graystone Light Gray Gray Black (Roofs Only)

Color Palettes



Treehouse

Green Brown Lime Beige



Sultan

Lavender Cyan Sand



Bright

Chartreuse Orange Beige

Post and Accent Colors

Achieved with a multi-layer paint application process that combats rust/corrosion and ensures a long-lasting finish.



Neon
Tropical Yellow Teal Lime



Princess
Pink Light Gray Blue



Urban
Red Graystone Black Beige



Red Yellow Tropical Yellow Orange Lime



Chartreuse Green Forest Green Teal Azure



Blue Cobalt Lavender Plum Burgundy



Beige Sand Brown Dark Brown White



Silver Light Gray Metallic Gray Black
(Posts & Clamps Only)



878 E. Highway 60
Monett, Missouri, USA 65708
800.325.8828
Fax: 417.354.2273
LittleTikesCommercial.com



www.littletikes.com



© The Little Tikes Company, an MGA Entertainment company. LITTLE TIKES® is a trademark of Little Tikes in the U.S. and other countries. All logos, names, characters, likenesses, images, slogans, and packaging appearance incorporating or displaying the LITTLE TIKES® trademark are property of Little Tikes. Used under license by PlayPower, Inc. PlayPower LT Farmington, Inc. is a PlayPower, Inc. company. • ©2020 PlayPower, Inc. All rights reserved.



Learn more about our Custom Design Studio
at LittleTikesCommercial.com/Custom.