

# KOMPAN<sup>®</sup> 2020

Outdoor Play, Fitness and Furniture





**Publisher: KOMPAN A/S**

KOMPAN Group is one of the world's leading play equipment manufacturers.

For 50 years, the company has designed, manufactured and marketed an extensive range of high-quality playground equipment for all ages.

KOMPAN® products are sold around the world through KOMPAN subsidiaries, agents and distributors.

Photos by: Johannes Zappe, Bernd Gallandi, Urban Play/Jason Daley, High Wire/Peter Tammetta, Corocord, and KOMPAN.

Images are for conceptual purposes only.

Installation hours shown under the products are total installation hours, without excavation, for an inexperienced installer. The volumes are required excavation and concrete volume.

KOMPAN's general conditions of sales, delivery and assembly can be found on local market websites via [www.kompan.us](http://www.kompan.us)

Errors and omissions excepted.

Copyright 2020 KOMPAN A/S / All rights reserved.

# Content

## ABOUT KOMPAN

Bringing communities together	4
Play the KOMPAN way	6
Universal Design	8
The Best Solution	10
Highest Quality Materials	12
Warranty	13
Let's Play Green	14

## KOMPAN DESIGN STUDIO

16

## NEW PRODUCTS 2020

26

## BE INSPIRED

KOMPAN Solutions	46
------------------	----

## THEMED PLAY SYSTEMS

Giants	80
Toddler Multiplay	86
Story Makers™	88
Fairy Tales by H.C. Andersen	90
Moments™ Castles	92
Moments™ Pirate Ships	94

## MOMENTS PLAY SYSTEMS

Preschool Towers, Classic	98
Preschool Towers, Urban	100
Preschool Towers, Nature	101
Preschool Towers, Ramps	102
School Age Towers, Classic	106
School Age Towers, Urban	108
School Age Towers, Nature	110
Moments™ Hercules	114
KOMPAN Ramp Solutions	120
KOMPAN Shading Solutions	122

## ELEMENTS PLAY SYSTEMS

Elements™ Toddlers	126
Elements™ Grow	128
Elements™ Go	130
Elements™ Essentials	134

Elements™ Preschool	138
Elements™ School Age	140

## CHALLENGERS & CLIMBERS

GALAXY™	144
BLOQX™	148

## FREESTANDING PLAY EQUIPMENT

Spinners & Carousels	152
Balancing & Climbing	155
Springers	156
Seesaws	160
Sand & Water Play	162
Playhouses & Themed Play	164
Toddler Equipment	166
Toddler Stations	170
Music & Learning Equipment	172
Ziplines	174
Portal Swings	176
Swing Seats & Specials	178

## COROCORD™ ROPE PLAYGROUNDS

Corocord™ Sky Play	184
Corocord™ Play Towers	186
Corocord™ Loops	188
Corocord™ Dynamics	190
Corocord™ Domes & Arches	194
Corocord™ Giant Dome	196
Corocord™ Spacenet™	198
Corocord™ Agility Nets	208
Corocord™ Early Climbing	216
Corocord™ Play Bridges	218
Corocord™ Netscapes	220
Corocord™ Frame Nets	222

## NATURE PLAY

Robinia Village	230
Robinia Castles	234
Robinia Ships	236
Robinia Playhuts	238
Robinia Springers	240
Robinia Dynamics	241
Robinia Balancing	244
Robinia Obstacle Courses	245
Robinia Climbing	246

Robinia Play, Act & Learn	248
Robinia Sand & Water Play	250
Robinia Themed Play Furniture	254
Robinia Swings	255

## OUTDOOR FITNESS

KOMPAN Solutions	262
Cross Training	274
Cardio	276
Street Workout	278
Street Workout Pro	280
Circuit Training	281
Obstacle Courses	282
Stay Fit	284
X-ercise	286

## MULTI-SPORT

KOMPAN Solution	290
Multi-Use Games Areas	292
Cosmos Multi Sport	294

## OUTDOOR FURNITURE

Agora	300
Rumba	304
Classic	306
Meeting Points & Accessories	308

## SAFE SURFACING

310

## COLOR OPTIONS

312

## INDEX

316

## HOW TO READ THE CATALOG

**QUICK SUPPLY**

**QUICK SUPPLY (QS)** means that the products are delivered 10 working days sooner than the normal delivery time for standard products.

## SAFETY STANDARDS

Product safety is a long tradition in KOMPAN and we take great pride in testing and evaluating each product before launch.

KOMPAN products meet relevant safety standards depending on the type of product. Playground equipment meets ASTM F1487 and for products intended for users under the age of 2 years we use ASTM F2373.

Outdoor fitness equipment is compliant with ASTM F3101 whereas multi sports equipment meets the European standard EN15312.

Whenever it is possible, we design worldwide products, meaning equipment also meets the equivalent European standards, and we pick the specifications covering both.



All products are IPEMA-certified unless otherwise noted. [www.IPEMA.org](http://www.IPEMA.org)

# Bringing communities together

## OUTDOOR PLAYGROUNDS AND FITNESS SPACES

A healthy community needs a healthy heart. That heart can be the playground, a focal point for meeting, developing, and playing. It's where strangers become playmates and playmates become friends. It's where adults start conversations that become life-long bonds. It's where neighborhoods are defined and cities established. Playgrounds bring people together without the boundaries of creed, culture, or age.

### Local pride, trust, and love

The playground is a place where embarrassment, fear, and unease should melt away in an atmosphere of local pride, trust, and love. It's where children put down their electronic toys to become engrossed in activities that require

physical commitment and peer-to-peer communication, and in doing so acquire skills that will support them for the rest of their lives. Children get 100% recharged with fresh air.

At KOMPAN we value concepts that are universal in design and purpose. It's our starting point regardless of whether it's for a six-year-old rocking on a Crazy Hen, or a sixty-year-old working out on a Cross Trainer. Playgrounds and fitness spaces are central to the well-being of the community and no more so, than when they are combined side-by-side – children playing while adults, young and old, strive for a new level of personal fitness. It's a healthy life in full circle.

### Access is for all inclusive play

The playgrounds and fitness spaces should be the center of a broad community. There are no 'exclusive zones' that might isolate or stigmatize. Access is for all inclusive play. Each playground and fitness space mirrors the needs of those who use it, whether it is to play, to exercise, or just sit and watch the next generation evolve.

That's the KOMPAN view of the perfect way to build a community: healthy in body and mind. A community enjoying a bright today with a brighter tomorrow on the horizon.



▲ A healthy community needs a healthy heart. Central fitness sites with graduated challenges for all abilities are a great place to start.





# Play the KOMPAN way

**KOMPAN's unique solutions attract more users, make them stay longer, and make them come back again and again. Because whatever we develop, we develop together with our users. WOW, Stay, Develop. Three distinct factors that are molded into every KOMPAN solution and radiantly displayed in the happy faces of each new generation. Play is the open door to the future.**

## < WOW FACTOR

The eyes open wide to capture the full scene, the mouth forms an O, sucking in more air in expectation of action, the legs run wildly in search of adventure. This is the WOW Factor, the moment of arrival at the playground that marks out a KOMPAN design from all others. It satisfies the child's instinctive demand for change, variety, and advancement. The constant cry for something new and exciting is only successfully met by triggering that initial WOW.



## ^ STAY FACTOR

'Oh no, not yet!' is the expression we most love to hear in response to the suggestion to head home. It epitomizes the Stay Factor. Each time a play feature is approached, it should be a fresh encounter, open to new interpretation. Fixtures like the Edge 360 promise a different challenge from every angle. Crawl inside into a twisty series of mini caves, go left, go right, go up, go down, and then emerge outside to conquer a rock face, with every movement building dexterity and decision-making. The Stay Factor reflects the most important feature in any sports or play facility: the people in it.



## ^ DEVELOP FACTOR

Play is all about fun, well, not all fun. Behind the laughter and sometimes tears, it's about development: personal, cooperative, and competitive. The Develop Factor is the endless mission of the KOMPAN Play Institute experts. These specialists craft ways of developing motor skills, coordination, and balance. Intellectual learning is equally vital, with cognitive development, communication, language expansion, and understanding of how to turn the germ of an idea into a successful conclusion.



SEE MORE

# Universal Design

INCLUSIVE PLAY IS AT THE VERY CORE  
OF EVERYTHING WE AIM FOR

Play is the most captivating thing in a child's life – it's the open door to self-expression and development. At KOMPAN, we encourage all children to go through that door and enjoy the physical, socio-emotional, and learning benefits of playgrounds.

Inclusive play is at the very core of everything we aim for. The result is universal designs that embrace the needs

of all. In universal playgrounds, all children can play together – with peers, with parents, or individually. There is no need for segregated areas which may have a stigmatizing effect.

When designers turn an original idea into a concept, there is one golden aim: that everyone takes something positive out of visit to a KOMPAN playground. It's a philosophy that extends beyond the

playground to our fitness designs. Good health, like play, is for everyone.

Of course, as individuals, we are all limited in what we are prepared to do, or can achieve. Inclusive playgrounds and fitness areas cater to that and offer playful ways to reach and pass those limits and perhaps reset the bar, to advance and grow. On a KOMPAN site, everyone can grow, since everyone is included.

KOMPAN products are designed to be accessible for everyone. That is our philosophy.



## △ OPEN DESIGN

The open design ensures wheelchair accessibility.



## What is universal design?

“Universal design” means the design of products, environments, programs, and services to be usable by all people, to the greatest extent possible, without the need for adaptation or specialized design.

United Nations' Convention on the Rights of Persons with Disabilities, article 2, Definitions



### ^ PLAY INTERACTION FOR ALL

The transparency of the Galaxy products and the varied ground-level access and activities create centers of play across the play unit. This makes possible play interaction for all, everywhere in the structure.



### ^ MULTIFUNCTIONAL

The multi-functional Spinner Bowl can be accessed and used from ground level. The supportive sides make it usable by all. The spinning movement can be started with the child's own body movements or with help from others pushing.



### ^ HIGHLY INCLUSIVE

The top frame and spacious platform of the Tipi Carousel makes it highly inclusive, supporting a wide variety of body positions: children and adults can sit, lie, or stand while spinning. The seat height eases transfer from assistive devices.



### ^ USABLE FOR ALL

The multi-level activities of the fitness products make them usable for all.



SEE MORE

# The Best Solution

## OUTSTANDING PERFORMANCE ON ALL PARAMETERS



### Most beautiful and timeless play and fitness designs

KOMPAN was born out of art. Half a century ago, sculptor Tom Lindhardt observed children playing on his artistic creations. Tom turned the process full circle to allow playgrounds to become beautiful and timeless, like objects of art. In the succeeding years, the little Homo Ludens figure, the KOMPAN symbol, has become the iconic mark of inventive quality; the logo that says, 'this is the art of playing.'



Read more



### Most playful and developing play designs

Children are like snowflakes, externally similar yet singularly different. With KOMPAN design, the diverse elements demanded by children, the thrills of speed, height, the space, the importance of role-play and relationship, are built into every module. The playgrounds themselves are like snowflakes, clearly recognizable, but always different. Our aim is threefold: to create a WOW reaction that stimulates a desire to STAY and, through play, physically and mentally DEVELOP. Read more about this on pages 6-7.



Read more  
and see video



### Outdoor fitness that actually makes an impact

Exercise and fresh air, natural partners and the universal formula for feeling good. Today we are aware of the positive results of physical exertion. Our 21st-century lifestyles demand it, but to get it right takes a scientific approach to what to do, how to do it, and what to do it on. This is where design meets reality. We collaborate with sports physiologists and physiotherapists as well as universities and sports researchers to make sure we deliver impactful outdoor equipment.



Read more  
and see video




### Tailor-made solutions

We know that our customers are different and want something unique from their playground or fitness space: aesthetics, theme variation, age groups, number of children able to play at the same time, etc. A theme park may want to make a WOW playground in order to attract children. A school may want a very physical playground where children can burn energy in order to concentrate better during lessons. So our architects, landscape architects, and designers tailor solutions for you, your users, your environments, and your needs.



Read more  
and see video





### Most unique play landmarks by KOMPAN Design Studio

When is a playground not just a playground? When it is one of a kind. KOMPAN's Design Studio in Berlin creates built-from-scratch playgrounds and fitness areas that are tailored to say something about the community they serve. They are landmarks, as distinctive as a gift of nature or an architectural gem. From Australia to France, from Germany to Singapore, these are unique statements from communities wishing to stand out, ready to make their mark.



Read more  
and see video



### Most universal designs that include everybody

Play is the most magical thing in the life of a child. Regardless of physical or mental ability, play is for all. There can be no cordoned-off protective areas. Inclusive play is at the very core of everything we aim for. Play without boundaries where children are so engaged that they're unaware of each other's personal situation. Universal design means a stigma-free playground for everyone. Read more about this on pages 8-9.



Read more  
and see video




### Your preferred partner from idea to play can begin

Building a playground may sound as easy as playing, but can be a very complex and complicated process. We are ready to take the burden off your shoulders and be your partner in the process. We can help you find the best products and best layout for you, your users, and your site. We make sure that the new site is a safe and a lovely place to spend hours and hours. We can make sure that everything gets to the site on time, clear the site, dig for foundations, install the products, lay the safe surfacing, and put in paths, fences or benches.



Read more  
and see video



### The highest quality

Playgrounds will have to stand the wear and tear of weather and heavy usage. A KOMPAN site looks great for decades to come and requires little care. In this way, users will get as many hours of joy as possible. We use the highest quality materials that will look inviting for decades to come and require the least amount of maintenance. This is why our warranties are best in class. Over time, it's the best and most economical for everyone. Read more about this on pages 12-13.



Read more  
and see video



### Green and safe

Environment and safety go hand-in-hand on a KOMPAN facility, one frequently complimenting the other. From raw materials to the final product, the ability to use recycled resources and not leave a negative footprint, is primary. As is making the playground experience as exciting and daring as possible, stimulating development, but without exposing the children to risk. Read more about this on pages 14-15.



Read more  
and see video



# Highest Quality Materials

## ENGINEERED TO LAST

Nothing lasts forever. All playgrounds face the trials of weather, use and abuse, and will eventually succumb to the ravages of time. That day can be postponed by using the finest of materials

and the cleverest of designs. Quality costs but, quality also lasts. A simple equation that in the fullness of time, pays dividends.



### Play panels

PANELS are made of EcoCore™, a highly vandalism-resistant, durable, and long-lasting material providing you with a playground that looks great for decades. Additionally, EcoCore™ has maximum UV protection that prevents fading in the sun.



### Posts

MAIN POSTS are available in three different materials giving you the opportunity to select your preferred look and quality: 1. Impregnated pine wood with in-ground steel footings. 2. Galvanized steel with powder-coated top finish. 3. Color-anodized lead-free aluminum. All post types are designed to provide long lifetime and low maintenance.



### Floors/decks

All DECKS are supported by uniquely designed aluminum profiles with multiple attachment options in order to give you a highly customized playground with your favorite activities. The HPL decks come in a thickness of 0.7 inches, a very high wearing strength and a unique KOMPAN non-skid surface texture.



### Galvanized steel

Our STEEL surfaces and steel frames consist of a hot-dip galvanized inside and outside with lead-free zinc according to global safety standards for playground equipment. The galvanization has excellent corrosion resistance in outside environments and is maintenance free.



### Rope

ROPES come with galvanized six-stranded steel wires and a steel core, impossible to wear through. Each strand is tightly wrapped with PES yarn, which is melted onto each individual strand, making the ropes highly wear- and vandalism-resistant.




### Robinia wood

ROBINIA wood is a very strong and long-lasting material with a very high level of natural oils. Thus, Robinia wood makes very durable playgrounds which are close to maintenance free and able to last for many years.

# Warranty

WE HAVE INDUSTRY-LEADING WARRANTIES



## LIFETIME\* warranty

- Hot dip galvanized structural parts; steel poles, cross beams, floor frames, and top brackets
- Stainless steel hardware
- EcoCore™ and other high-density polyethylene (HDPE) panels



## 10-year warranty

- High pressure laminate (HPL) floors and panels
- Painted top layer of galvanized and aluminum metal posts and parts
- Other galvanized metal parts
- Other stainless steel parts
- Corocord Hercules rope
- Corocord "S" clamps and other stainless steel parts
- Handles, seats, and other solid plastic parts
- Plastic slides and other hollow plastic parts
- Non-painted aluminum and metal parts
- Wood-plastic composite (WPC)
- Robinia, Siberian larch, pine, and other wood types



## 5-year warranty

- Resin coated plywood plates
- Other painted metal parts
- Springs and ball bearing assemblies
- Other rope and net constructions
- Concrete elements



## 2-year warranty

- Movable plastic and metal parts
- Rubber membranes material
- Screens and electronic components
- Sunshades and sail solutions

\* KOMPAN's LIFETIME warranty is in effect for the lifetime of the product until the product is uninstalled and/or taken out of use. In addition, KOMPAN's general terms and delivery conditions apply and supplement this warranty.

### WARRANTY COVERAGE

This warranty applies to KOMPAN's products for the time periods described for each product type above and with the limitations described in this warranty. The warranty period applies from the date of purchase by the first customer. This warranty covers only defects in materials. KOMPAN's liability under this warranty is limited to repair or replacement of defective products, without charge, at KOMPAN's discretion. Defective electronic components will be delivered and changed by a KOMPAN ICON Professional installer free of charge.

### PROPER INSTALLATION AND MAINTENANCE

The warranty only applies if KOMPAN's products have been installed according to the instructions provided by KOMPAN and maintained correctly according to the KOMPAN Maintenance Manual. The warranty for ICON electrical components is dependent on those products being installed by an ICON trained and approved installer.

### WARRANTY EXCLUSIONS

This warranty does not cover any damage caused by accident, improper care, negligence, normal wear and tear, surface corrosion on metal parts, discolored surfaces, and other cosmetic issues or failures due to misuse or vandalism. Natural changes in wood over time are considered cosmetic issues and are not covered.

### NEAR WATER INSTALLATIONS

*Products installed in direct contact with chlorinated water or saltwater (water-parks), or products installed with occasional contact with such water or installed so close to the shore that they are subjected to salt spray are not covered by the KOMPAN warranty for any defects caused by corrosion.*  
*Products installed in coastal areas, within 650 feet of the shore, will only be covered by the warranty for half the period of the standard product warranty in relation to defects caused by corrosion. KOMPAN's lifetime warranty if applicable is limited to a 10-year warranty in relation to such products.*

### THIRD PARTY SUPPLIED PRODUCTS AND SERVICES

KOMPAN provides non-KOMPAN branded products and installation services performed by certified third party suppliers. This general KOMPAN warranty does not apply to such non-KOMPAN branded products and installation services, which may carry their own warranties. KOMPAN will pass on information about such warranties where possible.



SEE MORE



### ▲ RECYCLED PLASTIC

The KOMPAN EcoCore™ panel, made of layers of HDPE, has many applications in playgrounds and outdoor fitness, such as sides, roofs, and seats. It's a highly durable, eco-friendly panel, which is not only recyclable after use, but also consists of a core produced from 100% recycled controlled material.



### < NO WASTE

In the workshop, material usage is optimized and the rest is recycled. For example, the cutting-out process of panels is computer generated in order to minimize residue. Every remnant of plastic, every speck of sawdust is gathered and recycled.



### ▲ RECYCLED WOOD

Wood-plastic composite panels are used for our Multi Use Games Areas. They are made of recycled wood and HDPE. Besides its green profile, the panel has the same texture as wood, is highly durable, and never needs painting or treating with oil.



# Let's Play Green

WE CARE ABOUT CHILDREN  
WE CARE ABOUT THEIR FUTURE

For a brighter future, we never stop investigating ways to reduce our environmental footprint. In sourcing, every effort is made to use totally sustainable resources or raw materials generated through recycled


waste. In manufacturing, what little waste we have is recycled. In play, 100% safe products are the target and the number one priority.



We are proud to be certified according to the environmental standard ISO14001



Our catalog use paper from ecological sources



## ^ SUSTAINABLE WOOD

Robinia is among the most prolific of trees, it's strong and grows rapidly, the perfect partner for our wooden products. Our Robinia stock come from countries in Europe, from plantations and from natural forest under responsible sustainable forest management.



## ^ SAFE MATERIAL SURFACES

A great playground interacts with children, and children touch, jump, slide, kick, and might even kiss or lick the playground. This is why all surfaces need to be safe. We go beyond the required outdoor playground standards and comply with the toy standard EN 71-3 for Migration of Certain Elements.



SEE MORE



< PALACE GIANT  
KOMPAN Headquarters,  
Odense, Denmark



^ SUPERSPHERE  
Kershaw Gardens, Rockhampton,  
Queensland, Australia

OWL >  
Central Park, Prague,  
Czech Republic



# Make your special place come true

## KOMPAN DESIGN STUDIO DESIGNS AND CONSTRUCTS UNIQUE LANDMARK PLAYGROUNDS

Across the world, communities and companies want to create landmark locations that bring children, adults and communities together and function as great destinations for visitors. At KOMPAN Design Studio, we understand that our focus on WOW, STAY, and DEVELOP is essential when designing and building landmark

playgrounds. The location must be beautiful but it must also be fun and challenging. Utilizing our special architectural and engineering experience and skills at KOMPAN Design Studio and combining this with our KOMPAN Play Institute competencies, we create the most attractive and fun landmark and destination playgrounds. These

are playgrounds that children and adults want to stay at, come back to – again and again – and talk about as great destinations to visit.

On the following pages, we invite you to see more about our way of designing as well as examples.



# Tailor-made

## UNDERSTANDING YOUR DREAM

A school may want a play sculpture that symbolizes wisdom and learning.  
A local community may want their play sculpture to tell a story about the  
community, connecting one generation to the next.



### 1 FINDING THE PERFECT CONCEPT

Together we find the perfect concept for your story. For the school that wants to signal wisdom, we can decide on the concept of an owl.




## 2 RESEARCHING THE CONCEPT

Next, the design team will study the phenomena in order to find the features that visualize your story the right way. For an owl, the eyes are key.



## 3 SKETCHING DESIGN IDEAS

The first sketches are made and delivered to you in order to test ideas and find the perfect design for you.



## 4 LOADED WITH PLAY – FINAL ENGINEERING

Your play sculpture is loaded with the portfolio of play features that we have invented throughout half a century. The engineers draw it up to make sure the play sculpture as a structure is safe and sound for the kids.



## 6 INSTALLATION

Everything is taken apart, transported, and rebuilt on site by our skilled people. Nothing is left to chance or inexperience.



## 5 BUILDING THE PLAY SCULPTURE

Skilled craftsmen build the play sculpture of your dreams, coordinating with designers and engineers to get it right.

THE LIGHTHOUSE >



^ THE OWL



THE TRAIN >

# KOMPAN Design Studio in Organic Robinia

- ▶ Highly unique landmarks that are tailored to your area and to WOW children and adults to come and play.
- ▶ Loaded with the play activities that we have developed over half a century.
- ▶ Made by skilled craftsmen in fine furniture quality because children deserve the very best.
- ▶ Crafted with Robinia wood – a strong, highly durable, and green material.
- ▶ Safe and certifiable like all products we have built over the past 50 years.



THE WHALE >






▲ BAYREUTH, BAVARIA, GERMANY

# KOMPAN Design Studio in rope and steel

- ▶ For more than a decade, we have built tailor-made landmarks based on the Corocord product line.
- ▶ They can be made in any shape or theme to fit the environment.
- ▶ Especially suited for huge play sculptures that WOW children from far away and hold a large number of children.
- ▶ Made of highly durable and vandalism-resistant materials that make them last for decades to come.





AURA SALES AND  
VISION CENTRE  
Queensland, Australia



MIRIAM VALE  
Queensland, Australia

BERLIN  
Germany

< ARCTIC GIANT



^ OCEAN GIANT



^ PALACE GIANT



# KOMPAN Design Studio in themed GIANTS

- ▶ Up to 29 feet high, they generate an urge to come and play for hours, even from a distance.
- ▶ Climbing inside on transparent panels makes the thrill even bigger.
- ▶ Comes in many different forms and can be molded and thematized to your local area and community.
- ▶ Made of highly durable and vandalism-resistant materials that make them last for decades to come.

## JUNGLE GIANT >



## Which GIANT fits your next playground?

- Our GIANTS are either L (21 ft tall) or XL (29 ft tall).
- They come in two color themes – Urban and Nature – with lots of ground-level play.
- Or in two story themes – Palace or Ocean – with highly expressive thematic value.



### ▲ FUN BREAKS

Hammocks and play shells make room for fun, socializing, and resting.



### ▲ CHALLENGES ON MANY LEVELS

The huge slides, climbing walls, and bridges are not only physical challenges for the children, they are also fun and stimulating for their thinking and socio-emotional skills.

### ▲ AN ENTIRE PLAYGROUND IN ONE

The Palace GIANT is packed with play activities and holds room for many children.

# Let's play GIANTS!

## SKY HIGH THEMED PLAY FOR ELEMENTARY

KOMPAN's new army of GIANTS comes at a staggering height of 21 or 29 feet. The tall GIANT towers are loaded with physical, social, and imaginative play activities from top to bottom and inside and out, designed to WOW and challenge school-aged children. The themed exterior with print on the panels adds an extra layer of play by igniting children's imagination and desire to play.

GIANTS are packed with play activities from head to toe, allowing every child to find a challenge or play events suitable for their level. The physical play activities range from thrilling, tickling-in-the-stomach

slides and transparent climbing walls. They offer bridges designed to challenge the children at both physical and psychological level. At ground level, the activities are many, e.g., hammocks and play shells for a short rest and social play, various manipulative panels encouraging cognitive development. The great variation in play activities ensures that there is always a suitable play activity for any play intensity. This not only makes the children play longer, it gives them an incentive to come back again and again.

What would a GIANT just right for your community look like?



▲ GROUND LEVEL ACTIVITIES  
Manipulative panels help encourage cognitive development.



### ▲ A WORLD OF PLAY INSPIRATION

A GIANT carries a themed design offering a rich world of themed play stories. They act as play starters and motivators for children in the playground.





### ▲ ROOM FOR MORE THAN 100 CHILDREN

With many layers of play and a capacity of more than 100 children playing simultaneously, the Giant Dome offers the qualities of an entire playground in one.

# A beacon of play

## EVERY INCH IS PACKED WITH PLAY




### ▲ DESIGNED TO WOW

The unique mix of colors and versatile activities create a playful landmark that ignites children's play imagination.

Children's immediate reaction to the Giant Dome is curiosity and play action: climb up! Once at the top, they are rewarded with a great sense of accomplishment and a far-reaching view of the surroundings.

Climbing grips, lianas, ladders, membranes, and climbable poles facilitate multiple paths up to a maze of ropes where you need to duck, dive, and climb through to move on. Getting down can go dare-devil fast and smooth on the fireman's pole. It can be a slower paced glide on the membranes or a rotating slide on the curly climber.

The Giant Dome welcomes a wide scope of users with its range of ground-level activities. Hammocks, coconut ropes, and play shells offer swaying breaks and social interaction. Innovative gently swaying seating or crawl-through options add fun meeting places. And not least, rattles add intriguing sound effects. A world of physical and tactile variation and play explorations in a spatial design with room enough for wheelchairs and walkers to access.



### ▲ SUN SHADING AS ADD-ON

A sun shading solution covering 130 sq. ft. of the Giant Dome's 345 sq. ft. is available as an add-on. It blocks up to 88% of solar radiation and provides a fun feeling of being inside a hot air balloon high up in the sky.




### ▲ PLAY FOR ALL MOODS

The Giant Dome design includes a range of activities, accommodating levels of play for all.

### A GREAT PROMOTOR OF SOCIAL PLAY >

Hangout spots encourage social play and serve as resting places in-between the many physical challenges.



# New color universe in t(w)eenage play

GETS SCHOOL-AGERS AND  
T(W)EENS ACTIVE AND PLAYING!

Nothing sparks children's curiosity like a responsive playground. The new color universe allows GALAXY™ active play structures to fit any environment, either to be the main play carrier themselves, or

to be great supporters for other KOMPAN play elements like ships, castles, and towers. Create your next Ocean Side Play Park with the Neptune color universe or bring a little touch of nature into an Urban

"tricking" site with the Terra color universe. The play signals that radiate from the GALAXY™ structures are so cool and untraditional that it sparks the curiosity and desire to play in all t(w)eens.



## Resistant to corrosion and vandalism

The durability of GALAXY™ is as tough as it gets. The posts are hot-dip galvanized with powder-coated paint, making the solution extremely durable and highly resistant to rust.

## < LOTS OF WOW!

The highly dynamic play activities appeal to all teens and tweens.





▲ COLOR THEME, VENUS

ACTIVE SPACE >

A mix of dynamic and climbing activities along with intelligent design creates an active space for t(w)eenagers.





▲ PLAYING "HOUSE"

The new PLAYHUTS mix the benefits children get from exploring familiar concepts like "house" or "home" through play with the wonders of nature.

< OPEN YET CLOSED

The notion of window encourages dramatic and social play – e.g., "peek a boo" with a friend or caregiver.



# Cozy Robinia Playhuts

## NEW PART OF NATURE PLAY

The design of new Robinia Playhuts is a little smaller than traditional playhouses and always has a minimum of one open side. This gives younger children a feeling of security and a familiar sense of house and space, while playing. Robinia Playhuts welcome children of all abilities.

The complete ground-level access inside and around allows for wheelchairs and walkers to access. Caregivers and adults can also interact with the children through the open design, providing an extra sense of security.

### A COZY PLAY SPACE > FOR THE YOUNGEST

The playhut design resembles that of a traditional playhouse.



100% Robinia wood.



### < DEVELOPS COGNITIVE AND CREATIVE SKILLS

The feature of the counter encourages dramatic play explorations as the children play and practice their language and social skills.

# Spinning is for all

## NO MATTER THE ABILITY

The ultimate play motivator for any child is a good tickling in the stomach, and spinning is one of the activities that can give children of all abilities just that.

KOMPAN's new inclusive Universal Carousel sends a warm welcome to children using wheelchairs and walkers.

When spinning, they are given extra space for navigation and can share the experience with their caretaker, siblings, or other children.

The open and spacious design allows the carousel to accommodate a large number of children with mixed abilities and encour-

age them to play together.

Children without disabilities can spin their friends or siblings in a wheelchair and build important relationships and skills.

The single handrail eases eye contact between the children spinning.



### ▲ THE WHEELCHAIR STAYS PUT

Even when the play gets wild, the wheelchair stays put. The carousel has a maximum spinning capacity that keeps the child in a wheelchair safe and comfortable at all times.



### ^ OUTER FRAME ENSURES SOCIAL INCLUSION

Placed slightly inside the carousel's edge, the outer frame allows children to push their friends around as easily as pushing a scooter.



### ^ PROMOTES SELF-EFFICACY

The carousel floor is even with the outer surface ground making it easy for a child in a wheelchair to enter and exit on their own.




### ^ A GREAT ENCOURAGER OF SOCIAL PLAY

The Universal Carousel asks for no age or ability. It just welcomes everyone to spin together.



▲ **CARDIO THAT MATTERS**

Adjusting the resistance manually allows the user to intensify the workout even further and get a high-intensity workout.



▲ **MADE FOR OUTDOORS**

Waterproof design made of extremely durable materials, highly resistant to vandalism and heavy usage.

◀ **CARDIO FOR ALL**

The Arm Bike gives an intense upper-body workout. It's designed to include users of all abilities by being able to be used standing, seated, or from a wheelchair.




# Bike, Arm Bike, and Cross Trainer

## INDOOR CARDIO TAKEN OUTDOORS

The popular Cross Trainer known from indoor fitness is now also available for outdoor training. With the best ergonomics on the market, KOMPAN's Cross Trainer gives an intense workout and adds an extra intensity layer with a special sprint mode (glute mode) allowing for a high-cal-


orie workout that strengthens the gluteus and lower limbs while focusing on the core stabilizer muscles. The KOMPAN Cross Trainer provides a safe, non-impacting workout without putting unnecessary stress on the joints. The KOMPAN cardio family is designed

to give users of all ages, physiques, and fitness levels a cardiovascular training that keeps their heart rate above the needed 65% of their maximum heart rate. The intelligent system automatically adapts the workout to the pace set by the user, ensuring that the user gets a proper resistance.



### ^ CONNECTED EXPERIENCE

When working out, motivation is key. Users can connect via Bluetooth to the KOMPAN Cardio app and get access to instructional and motivational videos, store activities, and share to external platforms.



### ^ OPTIONAL TOUCHSCREEN

Durable 7" LCD color touchscreen with IK8 protection glass gives instant feedback on speed, distance, time, burned calories, etc. Resistance can be adjusted from the screen.

### ^ INTENSE WORKOUT

The new Cross Trainer adds an extra intensity layer with a special sprint mode (glute mode) that allows for a high calorie workout.

# Stay fit, be mobile age healthy

## WITH MOBILITY AND REHABILITATION TRAINING

As we advance in life, physical mobility is important. To prevent restriction, we need to keep our bodies moving and our minds healthy. STAY FIT is designed to promote active and healthy aging and to make

injury rehabilitation available outdoors in the public space. The STAY FIT portfolio offers a range of training stations, each facilitating the training of fundamental skills. Each station

is inspired by activities and obstacles you meet in everyday life. Improving on basic life skills is important throughout all stages in life, making KOMPAN Stay Fit relevant for all user groups.



### ▲ PREVENT FALLING

The Surface Challenge is designed to prevent the elderly from falling, by giving them a safe opportunity to practice walking on surfaces and obstacles found in everyday life.

### GET SAFELY ON THE BUS >

The Reactive Balance Board trains response and balance on unstable surfaces. In everyday life, it could be getting on a bus or walking on a slippery surface.





< GOOD BALANCE AND STRONG ANKLES

The four wobbles in the Balance Station have various difficulty levels. The placement of the four stations around the ring invites social interaction.




< TESTING ABILITIES

This station is targeted towards executing the "Sit & Rise" and the "Up & Go" tests. The rail in the middle and the round handle at the turning point give extra safety and support if needed.



Built for outdoor

The KOMPAN Stay Fit series is built on KOMPAN's thoroughly tested core platform. Posts are pre-galvanized and powder-coated. Hand bars are hot-dip galvanized with 3mm wall thickness to make them extremely strong and resistant to vandalism and rust. The series is TÜV certified.



UP AND DOWN THE STAIRS >

Stairs can be tricky for elderly people. Training to walk safely on stairs is of pivotal importance. The Stairs Solution comes in various difficulty levels. The incline varies as do the amount of support from the hand support bar.



### ▲ OPTIMIZED GRIP

For best possible hand grip, the dimensions of the pull up bars are optimized to 32mm (1 inch). The strength of the bar is secured through a conical design and a full steel bar.


### PARALLEL BARS TIMES THREE >

By adding a third parallel bar, two people can exercise face-to-face. The bars are extra high to accommodate space for dips with extended legs and more explosive exercises.



### EXTRA WIDE > PULL-UP BARS

4.5 feet wide pull-up bars are designed to give plenty of space to dynamic exercises and promote sideways exercises such as the typewriter pull-up. Allows for users to do pull-ups next to each other and in this way compete or motivate each other.







# Inspired by experts

## DESIGNED FOR FITNESS ENTHUSIASTS

Street workout and calisthenics are growing increasingly popular. This discipline is gaining a foothold with the youth especially, creating a need for street workout and calisthenics equipment in schools, parks, and even on the street corner. The new

KOMPAN Street Workout & Calisthenics solutions offer numerous exercises in one structure, leaving a very little footprint and fitting into areas where space optimization is key.

### THE ULTIMATE > BODYWEIGHT STATION

10 different workout stations in one. This combination package offers a superior street workout and calisthenics experience, featuring all essential elements for users to release their creativity.



### ▲ COMPACT COMBINATION PACKAGE

Seven workout stations in one, within 135 sq. ft. Including incline bench, parallel bars, push-up bar, decline press, Swedish ladder, human flag wall, and pull-up station.

### Human flag wall

The ultimate street workout and calisthenics exercise. The wall is designed to prepare and promote for this impressive gravity-defying exercise.





# Flexible design

ERGONOMIC, ACCESSIBLE, AND INCLUSIVE

AGORA is developed according to the latest inclusive design principles for outdoor furnishing without compromising on design qualities.

Available in highly vandalism-resistant and durable steel versions, the AGORA tabletops and seats are made of perforated

steel and the frame is hot-dip galvanized steel, requiring little maintenance.

Additionally, the AGORA product line is in every detail designed according to standards for inclusion and accessibility. AGORA offers a high level of flexibility when it comes to anchoring, color, and

material options in order to inspire architectural creativity and to fit the site-specific requirements for individual customer projects.



## < ATTRACTIVE AND ACCESSIBLE

If creating inclusive outdoor spaces for all is on the top of your agenda, AGORA outdoor furniture is what you need.



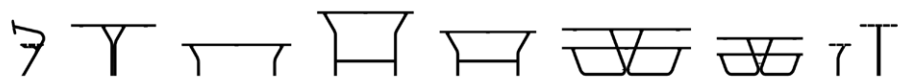
### < AGORA HANGOUT

Casual and informal seating opportunity. Suitable for breaks and meeting points along a walkway or for children, as a cool hangout spot in the schoolyard. Designed with a small footprint, making it ideal where space optimization is key.



### AGORA steel

Available in accent colors to support a city's visual identity or to make a statement.



### ^ AGORA DESIGN

The AGORA line stands out by being highly inviting visually, and the design is inclusive as standard.




Red



Yellow



Dark blue



Green

NEW

## OVERHEAD ROTATING CAROUSEL



### ^ 360-DEGREE SWING

The seat is specially designed for fun, either sitting or standing. Sitting gives a 360-degree swing, while standing and hanging on to the tear drop handles opens up a whole new experience, challenging balance and upper body muscles.

### ^ ONLY THE BEST MATERIALS

As with every KOMPAN product, only the best materials are used. From the PUR-covered ropes that provide a firm and comfortable grip, to the fully enclosed heavy duty bearing system that is lifetime lubricated and maintenance free.



### Encourage group play

The two seats encourage group play and cooperation, training important socio-emotional skills such as empathy, turn-taking, and cooperation.

# Orbiting Saturn

## THE CAROUSEL THAT TAKES YOU INTO SPACE

The immersive spinning experience of the Saturn Carousel is enough to make any child's head turn. In fact, the whole body spins at a new level. It's an irresistible temptation that needs to be tested immediately, and again and again. A day on the planet Saturn lasts less than eleven hours, and here on the Saturn Carousel, time also literally flies by.

The large overhead rotating carousel, with two sets of seats and handles, is a play feature with numerous development advantages – for a start, you need to use all of your strength to hold on and remain stable before you get back down to earth. Apart from being great fun, spinning the Saturn Carousel trains motor skills such as sense of balance and spatial aware-

ness. These are both important for judging the distance and speed of objects. This is crucial, for example, when managing traffic safely, one of the most vital lessons a child must learn. The spinning trains arm, leg, and core muscles, and bone density is increased when jumping off. When pushing and pulling friends around, the cardio system gets an intensive workout.





# BE INSPIRED

The following pages are meant to bring you inspiration when it's time to pick and choose the settings, themes, play activities, mixed-age play, age-appropriate play, and zoned play.

# WILD JUNGLE



## WOW

The Wild Robinia Jungle is designed in a nature look. The gentle, outdoorsy look allows this solution to fit into and enhance any nature setting or even help bring nature into an urban environment. The jungle theme awakens children's natural instinct to play, and soon you will find them swinging in the lianas, balancing on the stepping pods to escape the crocodile or going to hide in The Wizard's Hideaway.

## STAY

The versatile play options in the Wild Robinia Jungle keep children occupied for hours on end. The Wizard's Hideaway and Jungle Dome encourage social play where children can interact and make friendships. The springers, swings, balancing pods and Jungle Dome encourage physical play where there is plenty of room to burn off energy.

## DEVELOP

While the children play and have fun, their skill sets develop from the many different types of play; physical, social and cognitive. Without even knowing, the children train their sense of balance, their cross-coordination and social emotional skills. Many of the activities and the playground layout include children from 2 to 12 years and of all abilities.

**Let's play**





Minor regional deviations can occur due to difference in safety standards

## PRODUCT INFORMATION

Product number	Product name	Product number	Product name
1	NRO836 Jungle Dome	10	NRO832 Balance Posts with Rope
2	NRO409 The Wizard's Hideaway ADA	11	NRO806 Stilts
3	NRO854 Agility Trail 9	12	NRO110 Spinner Plate
4	NRO875 Cableway - Sloped Surroundings	13	KPL202 Bench
5	NRO912 Double Swing Combination	14	NRO209 Sitting pole
6	NRO518 Lizards Sculpture, Oak		
7	NRO112 Forest Bug Springer		
8	NRO115 Snail Springer		
9	NRO515 Ara Parrot Sculpture		

# KINGDOM AND CASTLE



## WOW

The big Castle and the huge Spider's Web are something you notice from a distance. It gives children a WOW feeling and invites them to come and play. The castle with the dragon, the horses and the spider's web are all great promoters of dramatic play.

## STAY

The Kingdom includes a wide variety of physical and social play activities, and children can pick their favorites. The dynamic play solutions encourage children to be physical and experience the dizzying feelings of swinging and spinning – keeping them coming back time and time again.

## DEVELOP

Dramatic play unfolding in the castle stimulates children's imaginations, social skills and language development. The Kingdom consists of various educational activities like climbing, rocking, spinning, swinging and bouncing, which develops the children's cross-coordination skills, sense of balance, body strength and stamina. The pathways surrounding the area make the play accessible for strollers and wheelchairs, so everyone can join the fun.

**Let's play**



Minor regional deviations can occur due to difference in safety standards

## PRODUCT INFORMATION

Product number	Product name	Product number	Product name
1	PCM4107 Four Tower Castle	10	GXY8016 Spica 3
2	COR22202 Spider's Web	11	M113 Crazy Dragon
3	COR68060 Jumping Bridge		
4	PCM151 Sky Carousel		
5	KSW92007 H=8ft, Shell seat 3ft		
6	PAR4070 Agora Picnic		
7	M182 Horse Seesaw		
8	PAR4080 Agora Picnic Mini		
9	PAR4054 Agora Steel Bench with backrest		

# SEVEN SEAS



## WOW

The Seven Seas is a complete water theme made to bring the notion of water play into parks and urbanity, or to prolong the sense of being by the seashore. The Seven Seas theme lets children of all ages explore the wonderful world of water without even getting wet.

## STAY

Children can have fun with the dolphins and their friends on the seesaw and springers or conquer the Seven Seas on board the pirate ship. Or perhaps, they can challenge each other to reach the top first in the Ocean Dome? Whatever activity, one thing is for sure – the variety in the play activities will keep the children absorbed in play for hours.

## DEVELOP

The Seven Seas offers play activities for children of all ages and abilities. Physical challenges such as climbing, spinning and swinging strengthen the children's sense of balance, cross-coordination skills and spatial awareness. These skills will ultimately help children concentrate, be able to sit still and learn to read. Dramatic play in the pirate ship stimulates social and cognitive skills and language development.

**Let's play**



Minor regional deviations can occur due to difference in safety standards

## PRODUCT INFORMATION

Product number	Product name	Product number	Product name
1	COR85500 Ocean Dome	6	M243 Crocodile Bench
2	PCM1027 Frigate	7	PCM104 Dolphin, Double
3	KSW92009 H=8ft, 3ft shell seat	8	PCM102 Shark
4	M187 Ocean Multi Seesaw	9	ELE400024 Spinner Bowl
5	ELE400065 Tipi Carousel with Top Brace	10	PAR4050 Agora Bench

# URBAN JUNGLE



## WOW

The Urban Jungle brings jungle fun into the city. This is where children can swing, climb, slide, cross the ladder, spin, bounce and even sway in the hammock. The big net structure with a 3-dimensional rope universe will attract and retain children of all ages. The Urban Jungle fits well into any urban environment but can also fit into a schoolyard, a park or a campground.

## STAY

The Urban Jungle offers lots of physical play where children can burn off energy in many different ways: spinning, sliding, climbing, crossing the ladder, dancing and bouncing. The swings and the hammock allow for calmer play where children can relax and socialize. The big net structure is also a great place to hang out with friends.

## DEVELOP

The Urban Jungle is full of dynamic equipment that will develop children's cross-coordination skills and sense of balance, skills that will ultimately help the children learn how to read and concentrate at school. The 3-dimensional rope structure encourages children to pay attention to and help each other while climbing. This allows children to grow social skills and develop new friendships.

**Let's play**



Minor regional deviations can occur due to difference in safety standards

## PRODUCT INFORMATION

Product number	Product name
1 COR86300	Explorer Dome (QS)
2 COR21506	Hexagonal Jumping Net (QS)
3 GXY960	Supernova (QS)
4 KSW92009	H=8ft, 3ft shell seat (QS)
5 PAR4054	Agora Steel Bench with backrest (QS)
6 GXY8014	Spica 1 (QS)
7 ELE400024	Spinner Bowl (QS)

**QUICK  
SUPPLY**

All products on this solution page come as Quick Supply. See page 3 for more information.

# SPACE TRAVEL



## WOW

To be an astronaut, you have to be in great shape. The Space Travel theme calls upon children to engage in physical play by spinning on the planets, climbing on the Galaxy structure, jumping from star to star, doing flips on the somersault bars or getting into the seats before take-off from Earth. Who doesn't want to be an astronaut?

## STAY

The many different activities in this design transform any space into an active place to play. This playground provides space for lots of children to be active at the same time, and the many social and physical challenges will keep them active.

## DEVELOP

Physical play is important for developing a good sense of balance, muscle strength, coordination skills and good health. The benefits of physical play are many – active children are better prepared for learning and will be able to concentrate better after having burned off a ton of energy. The Space Travel theme is a good way to learn about space, the physics of space, gravity, etc. As the majority of play takes place at ground level, or close to ground level, children with special needs can be part of the play.

**Let's play**





Minor regional deviations can occur due to difference in safety standards

## PRODUCT INFORMATION

Product number	Product name	Product number	Product name
1	GXY902 Enif	6	PCM803 Triple Somersault Bars
2	BLX4103 BLOQX 3	7	ELE400024 Spinner Bowl
3	PCM704 Meeting Point with Movable Hammocks	8	M87403 Stepping Pod, 2ft (QS)
4	GXY957 Saturn Carousel	9	M87402 Stepping Pod, 2ft (QS)
5	GXY8014 Spica 1	10	M87401 Stepping Pod, Ground Level

# FAIRYTALES



## WOW

Fairytales is a fantasy world full of stories like *The Little Mermaid* and *The Ugly Duckling* from the master of fairy tales Hans Christian Andersen. It invites children to use their imaginations and play in the wonderlands of their growing minds. With its playful and creative design, the Fairytales theme can enhance any environment, e.g. parks, schools, preschool, campgrounds or theme parks.

## STAY

The fairy tale figures and shapes recall many different fantasy worlds. They open up the children's imaginations to dramatic play, like being the princess in the tower, a duckling in the water, a bird above the clouds or being the horse who pulls the carriage to the castle.

The play equipment is full of interactive play panels to explore and develop fine motor skills at the same time. When energy levels get low, a QR code under the swan takes the child to a digital world in which they can listen to stories or play games.

## DEVELOP

Physical play, such as sliding, swinging, rocking, riding and spinning, develops important physical skills like balance, coordination and strength. The many fairytales in the playground stimulate children's language development and social skills.

### Let's play



Minor regional deviations can occur due to difference in safety standards

## PRODUCT INFORMATION

Product number	Product name	Product number	Product name
1	MSC6434 Little Mermaid & Ugly Duckling ADA	6	M174 Swan
2	MSC5426 Chicken Farm & Horse Carriage	7	ELE400158 Junior Spica
3	M176 Fairytale Seesaw	8	PCM804 Mini Hammock
4	PAR4076 Agora Picnic	9	M101 Crazy Hen
5	KSW92003 Ht=8ft	10	PAR4050 Agora Bench

# TODDLER'S PARADISE



## WOW

Toddler's Paradise is a safe, welcoming world of play for toddlers. Shown here in a classic courtyard, it would also suit a kindergarten, a park or a public square. The playful theme and colors invite children to play. The equipment is placed on different sides of the "river" which adds an extra feature to the space. Now you also have to cross the "river" to get back and forth between the different play areas.

## STAY

The variation of play equipment provides multiple ways of playing. The playground makes space for social play, role-play and the opportunity to play alone. There are physical challenges such as the swing, the carousel and the slide, but also areas that will stimulate the senses, like the musical instrument and sand and water play features. Benches and edging provide places for parents and grandparents to sit and relax while watching the children play. A playground in a courtyard is also a place where you meet other parents and neighbors.

## DEVELOP

Toddler's Paradise is divided into smaller areas, creating different atmospheres for learning. The children develop motor skills by swinging, sliding, balancing and cognitive skills by exploring music, sand and water. Much of the play equipment and the playground solution include children of all abilities.

### Let's play



Minor regional deviations can occur due to difference in safety standards

## PRODUCT INFORMATION

Product number	Product name
1	M591 Waterfall & Chain
2	MSC5424 Double Toddler's Castle
3	M410 Toddler Garden House
4	PCM0007 Music Play Panel
5	M261 Daisy Desk with Seats
6	M175 Water Lilies
7	M191 Toddler Spica
8	PCM804 Mini Hammock
9	M101 Crazy Hen

# Let's play

# GOLD RUSH



## WOW

The old gold mine from the past is still standing. The natural wood material stands as a contrast in the new city and reminds you of the history. This theme fits into many different contexts.

## STAY

The various areas, play equipment and surfaces invite different activity levels and endless play scenarios. This makes the playground challenging for children of multiple age groups. Dig in the sand then rinse the sand away in the water to reveal small gold nuggets. Edges and sitting areas give parents and grandparents the opportunity to be part of the activity.

## DEVELOP

The Gold Rush theme will teach children history while developing their different physical and social skills. The playground solution is inclusive to children of all abilities.

### Let's play



Minor regional deviations can occur due to difference in safety standards

## PRODUCT INFORMATION

Product number	Product name
1 NRO534	Oasis Sand Creator
2 NRO508	Water Channel with Splash Table
3 NRO524	Excavator
4 NRO910	Two Seat Swing
5 NRO112	Forest Bug Springer
6 KPL204	Picnic Table
7 NRO212	Kids Table with 4 Sitting Poles
8 KPL202	Bench

# Let's play

# PRESCHOOL FAVORITE



## WOW

The Preschool Favorite comes in colors that appeal to and attract children in the preschool age. The happy colors also make the playground a joyful place to be for the kindergarten teachers. The Preschool Favorite fits any kindergarten or playground for the 2 to 5-year-olds.

## STAY

The large structure holds many different physical challenges such as climbing, sliding, stair climbing and balancing across the bridge. The large Spacenet is full of climbing challenges and offers many different routes up and around the net. Furthermore, the playground offers spinning, rocking and swinging. The large play structure also holds a playhouse which provides a special place for social play.

## DEVELOP

The play panels at the ground level of the large play structure develop sensory motor skills. The large variety of physical play stimulates both gross and fine motor skills. The playhouse and the shop at the ground level stimulate social and emotional skills as well as language development. And finally, the letters in the surfacing serve as stepping points and provide a platform for learning the alphabet.

**Let's play**





Minor regional deviations can occur due to difference in safety standards

## PRODUCT INFORMATION

Product number	Product name
1	PCM200410 Mega Double Tower, Ultimate
2	COR30281 Mini Spacenet
3	KSW92009 H=8ft, 3ft shell seat
4	ELE400158 Junior Spica
5	PAR4051 Agora Bench with Backrest
6	M101 Crazy Hen

Let's  
play

# SCHOOLYARD MAGNET



## WOW

The bell rings and within minutes the schoolyard is packed with children looking to burn energy between classes. The large two-tower play structure invites children to come and slide, climb and get a full view of the schoolyard. The dynamic play equipment gives children the essential dizzying feeling that comes from spinning and swinging.

## STAY

The Schoolyard Magnet offers numerous play activities, allowing many children to play together simultaneously – and at an age-appropriate level. Children can take on the physical challenge of climbing the tower or go for quiet time on the Bird's Nest Swing with a friend.

## DEVELOP

Swinging and spinning are two of children's absolute favorites. They are not only fun, but also hugely important activities for the child's development. Swinging and spinning trains the child's sense of balance and spatial awareness – ultimately helping the child learn to read and concentrate. The large play equipment trains the child's motor skills and body strength.

**Let's play**



Minor regional deviations can occur due to difference in safety standards

## PRODUCT INFORMATION

Product number	Product name
1	PCM310604 Triple Tower, Physical
2	GXY960 Supernova
3	KSW92009 H=8ft, 3ft shell seat
4	PAR4051 Agora Bench with Backrest
5	ELE400024 Spinner Bowl
6	ELE500008 Spinner Plate

# Let's play

# PIRATE BAY



## WOW

The pirate ship has been chased by storms and trailed by dolphins. Now it is entering the safe harbor of the bay. The sailors have put the boat in the water and set sail towards the small castle and village. On the beach, the inhabitants are ready to meet the sailors. The fantasies of children can take many forms. The Robinia play structures match many environments in that it is natural for a park and can bring nature to the city.

## STAY

The Pirate Bay theme fuels the imagination of children and encourages dramatic play. The many different themed play activities will retain children for hours as they unfold their own little play stories. Pirates, a shipwreck, inhabitants of a secluded village in the jungle... only the imagination sets the boundaries.

## DEVELOP

The ship, the towers and the entire playground offer a variety of physical play; climbing, balancing, sliding, swinging, rocking and spinning. All of these are great stimulators for children's physical development. Furthermore, the themed play equipment stimulates the children's social and cognitive skills. And it stimulates new friendships.

**Let's play**



Minor regional deviations can occur due to difference in safety standards

## PRODUCT INFORMATION

Product number	Product name
1 NRO547	Explorer Ship, Large
2 NRO3001	Double Tower with Valley Bridge
3 NRO529	Oasis Sand Boat with Sail
4 NRO120	Carousel with Seats
5 NRO912	Double Swing Combination
6 NRO111	Dolphin Springer
7 NRO212	Kids Table with 4 Sitting Poles

# Let's play

# ROBINIA VILLAGE



## WOW

Far out in the jungle lies this never-before-seen Robinia Village. The inhabitants of the village are descendants of the great Robinia tribe. The large two-tower play tower is the heart of the village, on which all children can play and practice their physical skills. The Robinia wood has the ability to blend in beautifully in any natural setting or help bring nature into urban areas.

## STAY

Climbing, balancing, spinning, swinging and sliding - the activities are lined up to be conquered. Children can climb up and cross the net bridge from one tower to another. Before taking the slide or fireman's pole down, the child can rest in a quiet nook and have a chat with a friend at the meeting point under the shading.

## DEVELOP

The Robinia Village combines physical and social play. The large play structures encourage the children to use their bodies and be active through climbing, sliding and balancing activities. In this, the child grows vital physical skills that are fundamental for learning. The children can meet on the platforms that suit their ages their age and stage of development and interact with each other, ultimately forming friendships and great language and communication skills.

**Let's play**




Minor regional deviations can occur due to difference in safety standards

## PRODUCT INFORMATION

Product number	Product name
1	NRO2010 The Wizard's Double Tower Fortress ADA
2	NRO409 The Wizard's Hideaway ADA
3	NRO912 Double Swing Combination
4	NRO105 Entry Seesaw, 2 persons
5	NRO212 Kids Table with 4 Sitting Poles
6	NRO110 Spinner Plate
7	NRO820 Waterlilies Balance Post, 5 pcs

# Let's play

# TRAFFIC SCHOOL



## WOW

Drawing on familiar connotations like car, train, house, scooter, fire truck and plane, the Traffic School is one big invitation to play for toddlers. The themed play equipment allows the toddlers to learn and explore the world through play.

## STAY

There are so many things to try and imaginative ways to play. Toddlers on the loose in the Traffic School theme are sure to be entertained for hours. Oh, there goes the alarm – fire truck to the rescue! Or, “Captain, we’re ready for take-off!” before the plane roars down the runway. So many worlds of play await here!

## DEVELOP

The themed play equipment allows the children to explore their places in the world and gain their own understanding of the world. For example, when “driving” the car, toddlers can reflect on situations where they ride in the car with their families. By interpreting the situations through play, toddlers become better equipped to handle a similar real-life situation.

**Let's play**





Minor regional deviations can occur due to difference in safety standards

## PRODUCT INFORMATION

Product number	Product name	Product number	Product name
1	MSC6407 Home & Rescue with ADA Stairs	10	M183 Motorcycle Seesaw
2	M535 Fire Engine	11	KSW92003 Ht=8ft
3	M526 Railway Carriage	12	PAR4054 Agora Steel Bench with Backrest
4	M525 Steam Engine	13	M130 Crazy Scrambler
5	M240 Jumbo Bench	14	ELE400158 Junior Spica
6	M531 Mini Car	15	M631 Tick-Tock
7	ELE400021 Blazer	16	M529 Train Coupling
8	M7000 Red House		
9	PCM0029 Peekaboo Tunnel		

# PHYSICAL CHALLENGE



## WOW

Thrill is the key motivator for physical play, and to children the Physical Challenge theme is just that thrilling. The high Elements structure encourages 360-degree play where children can challenge themselves and explore climbing on the outside of the structure before taking the quick slide down.

## STAY

Thrilling play equipment is just pure fun, and the fun will keep children playing for hours. The children can bounce from one fun activity to the next and swing, spin and climb to their best ability. When the dizzying feeling from spinning has become too much, children can rest in the hammock under the tower and chat with a friend.

## DEVELOP

Physical play is purely good for children. They improve their physical health by being active and at the same time they grow vital physical skills like their sense of balance and spatial awareness. Convincing yourself to climb the tower's outside takes courage and grows the child's self-esteem. Children need the dizzying input that comes from swinging and spinning as it helps the child's nervous system to mature.

**Let's play**



Minor regional deviations can occur due to difference in safety standards

## PRODUCT INFORMATION

Product number	Product name
1 PCE2105	Rainier
2 ELE400060	Multispinner
3 GXY919	Flexus
4 KSW92007	H=8ft, Shell seat 3ft
5 GXY8016	Spica 3
6 PCM804	Mini Hammock

Let's  
play

# ROBINIA CASTLE



## WOW

The Robinia Castle universe consists of an impressive castle and a surrounding moat that can only be crossed by the bridge, the line, the balance beam, the water lilies or the island of the spinner plate. Nearby is the mountain, the Tree Climber, where the dragon lives. The attackers on the castle can use the swing set and the seesaw as catapults. The Robinia Castle fits into parks and schools or brings nature into the city.

## STAY

The Robinia Castle draws children's curiosity and interest in adventure. They can be a soldier whose sole purpose is to defend the crown on the castle, be the knight on the horse who fights the dragon up on the mountain (the Tree Climber) or be the vicious attacker of the foreign castle attempting to cross the moat.

## DEVELOP

The physical play of rocking, riding, spinning, balancing, climbing, sliding and swinging develop the children's balance, coordination and agility. Dramatic play in the themed play scenarios develops the children's social skills and stimulates language development.

### Let's play



Minor regional deviations can occur due to difference in safety standards

## PRODUCT INFORMATION

Product number	Product name	Product number	Product name
1	NRO423 Castle, Medium	6	NRO213 Park Bench with Backrest
2	NRO834 Tree Climber	7	NRO102 Pony
3	NRO912 Double Swing Combination	8	NRO110 Spinner Plate
4	NRO106 Entry Seesaw, 4 persons	9	NRO820 Waterlilies Balance Post, 5 pcs
5	NRO811 Rope Bridge	10	NRO887 Single Balance Beam



# THEMED PLAY SYSTEMS



# GIANTS

## Heights that WOW

KOMPAN's new army of GIANTS come at a staggering height of 21 - 29 feet. The tall GIANT towers are jam-packed with physical and cognitive play activities from top to bottom, inside and out, all of which are designed to WOW and challenge school-aged children. The themed exterior with printed graphics on the panels adds an extra layer of play by stimulating children's imagination and desire to play.



Nature Giant L  
PCT1109



Ocean Giant L  
PCT1110



Palace Giant L  
PCT1111

### PRODUCT INFORMATION

Product number	Product name	Age (years)	Fall height (ft & in)	Total height (ft & in)	Use zone (ft <sup>2</sup> )	Use zone dimensions (ft & in x ft & in)	Excavation /Concrete (yd <sup>3</sup> )	Installation (hours)	Shipment weight (lbs)
PCT1109	Nature Giant L	5-12	9'9"	21'4"	1,169	59'1" x 31'6"	8.63 / 7.72	100	6,317
PCT1110	Ocean Giant L	5-12	9'9"	21'4"	1,169	59'1" x 31'6"	8.63 / 7.72	90	8,127
PCT1111	Palace Giant L	5-12	9'9"	21'4"	1,169	59'1" x 31'6"	8.63 / 7.72	90	8,127





## PRODUCT INFORMATION

Product number	Product name	Age (years)	Fall height (ft & in)	Total height (ft & in)	Use zone (ft <sup>2</sup> )	Use zone dimensions (ft & in x ft & in)	Excavation /Concrete (yd <sup>3</sup> )	Installation (hours)	Shipment weight (lbs)
PCT2106	Nature Giant L & Side Tower	5-12	9'9"	21'4"	1,508	53'5" x 46'5"	9.9 / 8.9	110	7,715
PCT2107	Ocean Giant L & Side Tower	5-12	9'9"	21'4"	1,508	53'5" x 46'5"	9.9 / 8.9	100	9,509
PCT2108	Palace Giant L & Side Tower	5-12	9'9"	21'4"	1,508	53'5" x 46'5"	9.9 / 8.9	100	9,509

# GIANTS



Ocean Giant XL  
PCT1113



Nature Giant XL  
PCT1112



Palace Giant XL  
PCT1114

## PRODUCT INFORMATION

Product number	Product name	Age (years)	Fall height (ft & in)	Total height (ft & in)	Use zone (ft <sup>2</sup> )	Use zone dimensions (ft & in x ft & in)	Excavation /Concrete (yd <sup>3</sup> )	Installation (hours)	Shipment weight (lbs)
PCT1112	Nature Giant XL	5-12	9'1"	29'3"	1,445	48'5" x 41'10"	8.4 / 7.7	150	10,163
PCT1113	Ocean Giant XL	5-12	9'1"	29'3"	1,445	48'5" x 41'10"	8.4 / 7.7	130	16,461
PCT1114	Palace Giant XL	5-12	9'1"	29'3"	1,445	48'5" x 41'10"	8.4 / 7.7	130	16,461



## Equity in play and ramped solutions

For some play solutions, ramps are the best way to provide usability and accessibility for children or caregivers with disabilities. KOMPAN GIANTS ramp solutions are modular and can be accessed from ground level and up, or from elevated level, utilizing the other landscape features to ease access.

Contact us for more information and let us help you create an exciting ramp solution and inclusive play environment.



# FLEXIBILITY

PLAY IT YOUR WAY...



## ANCHORING OPTIONS:

- Surface with expansion bolts
- In-ground in different depths

Ocean Giant theme

## PRODUCT CONFIGURATOR

www.kompan.us



Urban Giant



Nature Giant



Palace Giant theme

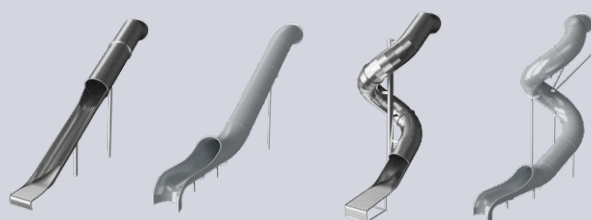
## MORE OPTIONS



Play panels



Graphic panels



Slides in PE or Stainless Steel



Linked together Giants

## FURTHER INFORMATION

Contact us for more information on the range of options for configurable playground equipment.

Please note that prices and delivery terms depend on specified configurations.

# TODDLER MULTIPLAY

## The colorful world of toddlers

Playing is how toddlers learn about the world around them. Through play, they try out new skills, explore their imagination and creativity, and learn about relationships with other people. KOMPAN's Multiplay for toddlers is designed to help toddlers safely explore and find their place in the world.


The Multiplay structures stimulate the development of vital skills. Familiar play spaces they can identify with (house and home) give them a sense of self and belonging. The elevated playhouses serve as both a physical challenge to climb and a quiet area underneath for a break and a chat with a friend.



Double Toddlers Castle  
MSC5424



House Slide  
MSC5402



House Slide U2  
MSC540202



Toddlers Town  
MSC5427



Toddlers Castle  
MSC5417



Toddlers Castle with Rock Climber  
MSC5422



Home & Garden - 2 Rooms  
MSC542102

## PRODUCT INFORMATION

Product number	Product name	Age (years)	Fall height (ft & in)	Total height (ft & in)	Use zone (ft <sup>2</sup> )	Use zone dimensions (ft & in x ft & in)	Excavation /Concrete (yd <sup>3</sup> )	Installation (hours)	Shipment weight (lbs)
MSC5424	Double Toddlers Castle	6m-4	2'	4'6"	364.9	22'7" x 21'1"	0.58 / 0	13.6	693
MSC5402	House Slide	2-5	2'0"	4'8"	241	19'11" x 13'10"	0.22 / 0	6.6	294
MSC540202	House Slide U2	6-23m	2"	4'9"	237.9	19'11" x 13'9"	0.22 / 0	7.5	345
MSC5427	Toddlers Town	6m-4	3'3"	4'7"	241.1	19'11" x 13'9"	0.22 / 0	7.3	327
MSC5417	Toddlers Castle (QS)	2-5	2'	4'11"	301.4	21'1" x 18'9"	0.4 / 0	8.9	439
MSC5422	Toddlers Castle with Rock Climber	6m-4	2"	4'11"	309	21'1" x 19'7"	0.46 / 0	9.8	468
MSC542102	Home & Garden - 2 Rooms	6m-4	1'6"	5'7"	300.3	18'5" x 19'2"	0.42 / 0	11.8	555




Home & Garden - 3 Rooms  
MSC542103



Talk & Tumble  
PCM0003



Talk & Tumble with Tunnel  
PCM0005



Talk & Tumble with Net  
PCM0004

## PRODUCT INFORMATION

Product number	Product name	Age (years)	Fall height (ft & in)	Total height (ft & in)	Use zone (ft <sup>2</sup> )	Use zone dimensions (ft & in x ft & in)	Excavation /Concrete (yd <sup>3</sup> )	Installation (hours)	Shipment weight (lbs)
MSC542103	Home & Garden - 3 Rooms	6m-4	1'6"	5'7"	373.5	21'9" x 19'4"	0.6 / 0	15.1	659
PCM0003	Talk & Tumble	6m-4	11"	3'6"	236.8	19'5" x 16'1"	0.13 / 0	5.2	155
PCM0005	Talk & Tumble with Tunnel	6m-4	1'3"	3'6"	348.8	23'1" x 19'7"	0.25 / 0	8.7	387
PCM0004	Talk & Tumble with Net (QS)	6m-4	3'3"	3'6"	357.4	25'6" x 22'	0.19 / 0.01	8.4	297

# STORY MAKERS™

Inventing a story on the outside and discovering a secret play space on the inside.


Children love a good story. Playing on the structures from STORY MAKERS™, children get to create and live out their own little play story.

STORY MAKERS™ is one big invitation to play. Both motor skills and cognition will be stimulated at high speed. The series offers a two-level play space filled with bright colors, friendly shapes, and rounded edges, and a gentle and happy look that inspires children to play.

STORY MAKERS™ is as flexible as it gets. You have multiple options when first designing the playground, and later, the panels can be changed to give the playground new life without having to change the entire structure.



Home & Rescue w/ ADA Stairs  
MSC6407



Ocean & Jungle w/ Net Tower  
MSC6410



Home & Rescue w/ Net Tower  
MSC6411



Ocean & Jungle w/ ADA Stairs  
MSC6408

## PRODUCT INFORMATION

Product number	Product name	Age (years)	Fall height (ft & in)	Total height (ft & in)	Use zone (ft <sup>2</sup> )	Use zone dimensions (ft & in x ft & in)	Excavation /Concrete (yd <sup>3</sup> )	Installation (hours)	Shipment weight (lbs)
MSC6407	Home & Rescue w/ ADA Stairs	2-5	7'9"	9'4"	515.6	28'7" x 26'2"	1.19 / 0	25.8	1,734
MSC6408	Ocean & Jungle w/ ADA Stairs	2-5	7'9"	9'5"	516.7	28'5" x 26'2"	1.19 / 0	24.8	1,695
MSC6410	Ocean & Jungle w/ Net Tower	2-5	7'9"	9'5"	724.4	39' x 27'9"	2.02 / 0	32.1	2,190
MSC6411	Home & Rescue w/ Net Tower (QS)	2-5	7'9"	9'4"	725.5	39' x 27'9"	2.02 / 0	32.7	2,222





Palace & Fortress + Bridge & Tower  
MSC6418



Palace & Fortress w/ ADA Stairs  
MSC6416



Net Tower w/ ADA Stairs  
MSC6419



Home & Rescue w/ Bridge & Tower  
MSC6421



Story Makers Castle  
MSC6422



Shop & Construction  
MSC6424

## PRODUCT INFORMATION

Product number	Product name	Age (years)	Fall height (ft & in)	Total height (ft & in)	Use zone (ft <sup>2</sup> )	Use zone dimensions (ft & in x ft & in)	Excavation /Concrete (yd <sup>3</sup> )	Installation (hours)	Shipment weight (lbs)
MSC6418	Palace & Fortress + Bridge & Tower	2-5	3'11"	9'5"	903.1	37'7" x 36'	2.47 / 0	35.8	2,679
MSC6416	Palace & Fortress w/ ADA Stairs (QS)	2-5	3'11"	9'5"	501.6	28'8" x 24'4"	1.14 / 0	22.1	1,579
MSC6419	Net Tower w/ ADA Stairs	2-5	6'4"	7'8"	487.6	32'1" x 21'	1.17 / 0.12	14	874
MSC6421	Home & Rescue w/ Bridge & Tower	2-5	6'4"	9'4"	900.9	37'7" x 36'	2.47 / 0	40.3	2,865
MSC6422	Story Makers Castle	2-5	8'6"	13'3"	961.2	32'5" x 41'7"	3 / 0	47.7	3,602
MSC6424	Shop & Construction	2-5	3'11"	9'6"	494.1	29'2" x 23'2"	1.14 / 0	24.5	1,538

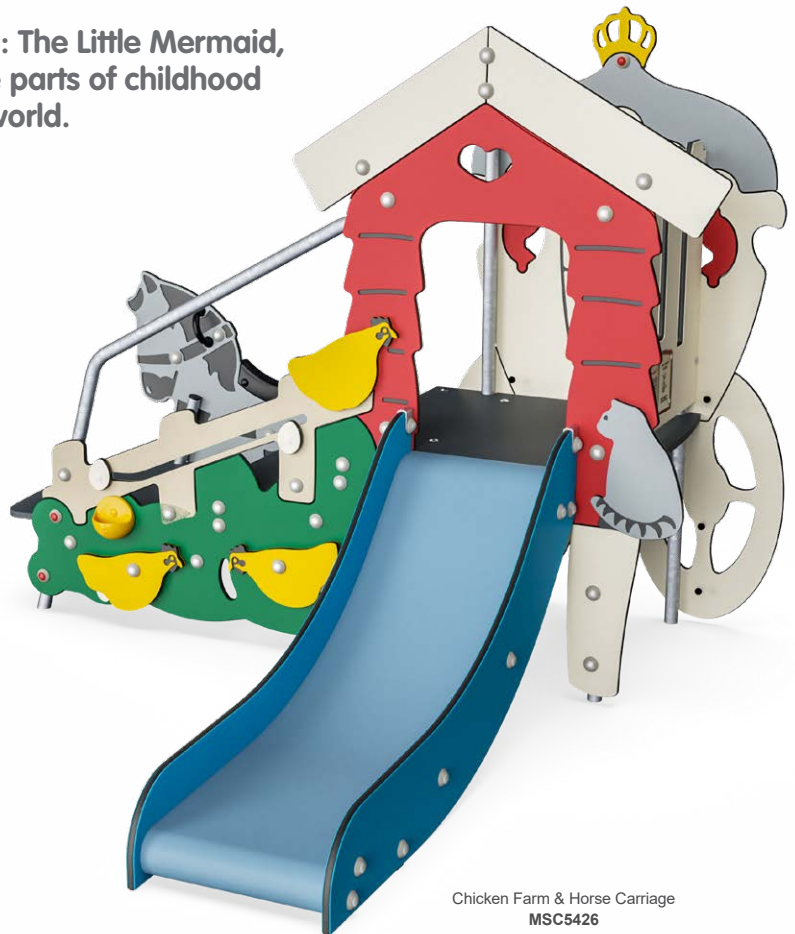
# FAIRY TALES BY H.C. ANDERSEN

The fairy tales of Hans Christian Andersen: The Little Mermaid, The Ugly Duckling, and The Tinderbox are parts of childhood loved by children and adults all over the world.

Besides being magnets for play, the Hans Christian Andersen play equipment is designed to either work brilliantly as stand-alone play structures, like all other KOMPAN solutions, or as play structures with a virtual interactive digital layer. No matter the dimension, these fairy tale structures offer hours of physical and imaginative play.

- Age-appropriate physical challenges for the 2-5 year-olds
- A strong basis for language stimulation through role-play
- Inspiration for good social conduct through the moral insights and universal truths of the fairy tales (i.e. learning about bullying from "The Ugly Duckling" fairy tale)
- A vast number of digital games supporting learning, edutainment, and fun

This way, adults and children alike can share play, learning, and cultural experiences in the playground, back home, or at school.



Chicken Farm & Horse Carriage  
MSC5426



Little Mermaid & Ugly Duckling ADA  
MSC6430



Mermaid & Tinderbox w/ ADA Stairs  
MSC6431

## PRODUCT INFORMATION

Product number	Product name	Age (years)	Fall height (ft & in)	Total height (ft & in)	Use zone (ft <sup>2</sup> )	Use zone dimensions (ft & in x ft & in)	Excavation /Concrete (yd <sup>3</sup> )	Installation (hours)	Shipment weight (lbs)
MSC5426	Chicken Farm & Horse Carriage	2-5	2'0"	5'5"	282	18'10" x 18'9"	0.36 / 0	11	453
MSC6430	Little Mermaid & Ugly Duckling ADA	2-5	7'9"	12'1"	514.5	28'11" x 25'9"	1.19 / 0	33.7	2,071
MSC6431	Mermaid & Tinderbox w/ ADA Stairs	2-5	7'9"	12'1"	513'4"	28'11" x 25'9"	1.19 / 0	31.6	1,892



Little Mermaid & Ugly Duckling ADA  
MSC6434

Mermaid & Tinderbox w/ ADA Stairs  
MSC6435


## PRODUCT INFORMATION

Product number	Product name	Age (years)	Fall height (ft & in)	Total height (ft & in)	Use zone (ft <sup>2</sup> )	Use zone dimensions (ft & in x ft & in)	Excavation /Concrete (yd <sup>3</sup> )	Installation (hours)	Shipment weight (lbs)
MSC6434	Little Mermaid & Ugly Duckling ADA	2-5	7'9"	12'1"	732	39'5" x 27'9"	2.02 / 0	43.5	2,563
MSC6435	Mermaid & Tinderbox w/ ADA Stairs	2-5	7'9"	12'1"	726.6	39'1" x 27'9"	2.02 / 0	42.2	2,535

# MOMENTS™ CASTLES

Ready the turrets – man the ramparts!

A KOMPAN castle is no cause for distress – whether you are a damsel or not! Get ready for action and adventures fit for kings and queens! Packed with fun, stories, nooks, and crannies on all levels! Explore the dungeons, prison cells, and caves below – or swing from the ramparts to defend your castle from the dragon.



Four Tower Castle  
PCM4107



Castle Spire Tower  
PCM1029



Castle Gatehouse  
PCM2018



Castello  
PCM4008



Castle Watch Tower  
PCM1127



Castle Outpost Tower  
PCM1129



Castle Fortress  
PCM1131

## PRODUCT INFORMATION

Product number	Product name	Age (years)	Fall height (ft & in)	Total height (ft & in)	Use zone (ft <sup>2</sup> )	Use zone dimensions (ft & in x ft & in)	Excavation /Concrete (yd <sup>3</sup> )	Installation (hours)	Shipment weight (lbs)
PCM4107	Four Tower Castle	5-12	9'4"	15'5"	1,012	35'6" x 37'2"	3.82 / 1.48	57.9	4,587
PCM1029	Castle Spire Tower	2-5	3'10"	13'5"	380	22'11" x 21'7"	1.2 / 0.49	16.8	1,087
PCM2018	Castle Gatehouse	2-5	6'8"	13'5"	500	29' x 22'7"	1.51 / 0.49	23.4	1,567
PCM4008	Castello	2-5	6'8"	13'5"	673	26'4" x 35'8"	2.74 / 0.99	39.3	2,732
PCM1127	Castle Watch Tower	5-12	5'10"	15'5"	492	20'11" x 32'7"	1.24 / 0.49	23.1	1,717
PCM1129	Castle Outpost Tower	5-12	8'1"	15'5"	852	33'1" x 44'4"	1.82 / 0.65	32	2,431
PCM1131	Castle Fortress	5-12	9'10"	19'8"	949.4	40'9" x 37'10"	2.04 / 0.68	50.1	4,398



The Keep w/Track Ride  
PCM2125



Castle's Keep  
PCM1140

## PRODUCT INFORMATION

Product number	Product name	Age (years)	Fall height (ft & in)	Total height (ft & in)	Use zone (ft <sup>2</sup> )	Use zone dimensions (ft & in x ft & in)	Excavation /Concrete (yd <sup>3</sup> )	Installation (hours)	Shipment weight (lbs)
PCM2125	The Keep w/Track Ride	5-12	6'6"	15'5"	1,000	48' x 49'9"	3.01 / 1.25	49	3,807
PCM1140	Castle's Keep	5-12	8'10"	19'9"	1,001	42'5" x 35'2"	3.34 / 1.29	63.5	5,912

# MOMENTS™ PIRATE SHIPS

Swashbucklers and buccaneers take notice!

If barnacles have settled on your springers and your playground needs an overhaul, look no further than these amazing new ships from KOMPAN. Built on a rock-solid structure equipped with a host of adventurous activities both topside and below deck, you will find all you need for children to create their own high-seas adventures right here.



Frigate  
PCM1027



Man-O-War  
PCM1133



Pirate Ship  
PCM1032



Caravelle  
PCM1026

## PRODUCT INFORMATION

Product number	Product name	Age (years)	Fall height (ft & in)	Total height (ft & in)	Use zone (ft <sup>2</sup> )	Use zone dimensions (ft & in x ft & in)	Excavation /Concrete (yd <sup>2</sup> )	Installation (hours)	Shipment weight (lbs)
PCM1027	Frigate	2-5	4'10"	18'5"	784	38'1" x 32'6"	1.85 / 0.49	43.3	3,120
PCM1133	Man-O-War	5-12	6'10"	18'5"	1,273	43'7" x 44'7"	2.98 / 0.8	65.3	5,141
PCM1032	Pirate Ship	2-5	4'10"	12'7"	711.5	33'2" x 34'3"	0.88 / 0.03	36.6	2,351
PCM1026	Caravelle	2-5	3'10"	14'6"	482	29'3" x 23'6"	0.78 / 0.17	20.3	1,374



The Intrepid  
PCM1135

## PRODUCT INFORMATION

Product number	Product name	Age (years)	Fall height (ft & in)	Total height (ft & in)	Use zone (ft <sup>2</sup> )	Use zone dimensions (ft & in x ft & in)	Excavation /Concrete (yd <sup>3</sup> )	Installation (hours)	Shipment weight (lbs)
PCM1135	The Intrepid	5-12	8'10"	21'8"	1,459.5	60'7" x 41'7"	3.26 / 0.89	103.6	9,289





# MOMENTS™ PLAY SYSTEMS



# PRESCHOOL TOWERS, CLASSIC

Play it your way with MOMENTS™ Play System

The MOMENTS™ Play System allows you to put together a play solution that reflects your ideas. Choose between a large variety of play activities and material options, and your play vision can soon become a reality.

The elevated playhouses give a sense of thrill for the young children and add to the fun. Being above ground also trains the child's spatial awareness. The large decks on the structures allow many children to play together at the same time and develop their social skills.



Mega Tower, Ultimate  
PCM100810



Mega Tower, Ultimate with Shade  
PCM100820



Play Tower, Physical, Plastic Slide  
PCM100104



Play Tower, Cognitive & Creative  
PCM100208



Play Tower w/ ADA Stairs, Physical, Plastic Slide  
PCM100304



Mega Tower, Physical  
PCM100904



Double Tower, Social  
PCM200106

## PRODUCT INFORMATION

Product number	Product name	Age (years)	Fall height (ft & in)	Total height (ft & in)	Use zone (ft <sup>2</sup> )	Use zone dimensions (ft & in x ft & in)	Excavation /Concrete (yd <sup>3</sup> )	Installation (hours)	Shipment weight (lbs)
PCM100810	Mega Tower, Ultimate	2-5	6'8"	10'6"	501	27'10" x 25'2"	1.08 / 0.03	22.6	1,660
PCM100820	Mega Tower, Ultimate with Shade	2-5	6'8"	14'5"	501	27'10" x 25'2"	0.67 / 0.11	22.2	1,668
PCM100104	Play Tower, Physical, Plastic Slide (QS)	2-5	3'3"	7'3"	340.1	25'6" x 16'	0.47 / 0	11.9	760
PCM100208	Play Tower, Cognitive & Creative	2-5	3'10"	8'3"	441.3	25'10" x 23'	0.64 / 0	18.7	1,318
PCM100304	Play Tower w/ ADA Stairs, Physical, Plastic Slide	2-5	7'4"	7'7"	470	28'4" x 22'9"	0.55 / 0.03	15.7	1,007
PCM100904	Mega Tower, Physical	2-5	3'3"	10'7"	522	27'5" x 26'9"	0.91 / 0.01	16.6	1,094
PCM200106	Double Tower, Social	2-5	3'10"	8'3"	539.3	31'4" x 23'9"	0.62 / 0.01	20.9	1,484



Double Tower w/ Bridge, Physical  
PCM200204



Double Tower, Physical  
PCM200304



Double Tower, Ultimate  
PCM200310



Mega Double Tower, Ultimate  
PCM200410



Triple Tower, Ultimate  
PCM300110



Four Towers, Physical  
PCM400104


## PRODUCT INFORMATION

Product number	Product name	Age (years)	Fall height (ft & in)	Total height (ft & in)	Use zone (ft <sup>2</sup> )	Use zone dimensions (ft & in x ft & in)	Excavation /Concrete (yd <sup>3</sup> )	Installation (hours)	Shipment weight (lbs)
PCM200204	Double Tower w/ Bridge, Physical	2-5	3'3"	7'3"	450	31'7" x 17'3"	0.74 / 0	18.2	1,189
PCM200304	Double Tower, Physical	2-5	6'8"	9'2"	655	26'11" x 32'6"	1.14 / 0	26.1	1,865
PCM200310	Double Tower, Ultimate	2-5	7'4"	9'2"	662	27'4" x 32'6"	1.14 / 0	26.7	1,916
PCM200410	Mega Double Tower, Ultimate	2-5	7'4"	10'6"	664	33'1" x 29'	1.14 / 0	31.3	2,354
PCM300110	Triple Tower, Ultimate	2-5	7'4"	9'2"	741.3	39'8" x 25'11"	1.21 / 0	32	2,273
PCM400104	Four Towers, Physical	2-5	7'4"	9'2"	824.5	40'8" x 28'4"	1.23 / 0.01	35.5	2,570

# PRESCHOOL TOWERS, URBAN

Play it your way with MOMENTS™  
Play System – an urban look

The same MOMENTS™ Play System – the only difference is the urban look. KOMPAN's urban pre-school towers can enhance any urban playground or be the breath of fresh air in suburban or countryside playgrounds.



Play Tower, Physical, Steel Slide  
PCM100204



Play Tower, Ultimate  
PCM100210



Play Tower w/ ADA Stairs, Physical, Steel Slide  
PCM100404



Double Tower, Physical  
PCM200104



Double Tower, Basic  
PCM200302



Triple Tower, Physical  
PCM300104



Triple Tower, Cognitive/Creative  
PCM300108

## PRODUCT INFORMATION

Product number	Product name	Age (years)	Fall height (ft & in)	Total height (ft & in)	Use zone (ft <sup>2</sup> )	Use zone dimensions (ft & in x ft & in)	Excavation /Concrete (yd <sup>3</sup> )	Installation (hours)	Shipment weight (lbs)
PCM100204	Play Tower, Physical, Steel Slide	2-5	6'8"	9'2"	453.2	25'11" x 24'	0.71 / 0	17.6	1,365
PCM100210	Play Tower, Ultimate	2-5	6'8"	9'2"	446.7	25'10" x 24'	0.71 / 0	19.9	1,422
PCM100404	Play Tower w/ ADA Stairs, Physical, Steel Slide	2-5	7'4"	9'2"	532.8	32'6" x 23'5"	0.78 / 0.03	20.3	1,506
PCM200104	Double Tower, Physical	2-5	7'4"	9'2"	543.6	31'2" x 24'9"	0.73 / 0	20.2	1,488
PCM200302	Double Tower, Basic	2-5	7'4"	8'3"	566.2	25'4" x 28'10"	0.85 / 0	20.4	1,650
PCM300104	Triple Tower, Physical	2-5	7'4"	9'2"	754	39'7" x 25'11"	1.23 / 0.01	31.4	2,389
PCM300108	Triple Tower, Cognitive/Creative	2-5	7'4"	9'2"	738.4	39'7" x 25'11"	1.06 / 0	30.6	2,368

# PRESCHOOL TOWERS, NATURE

## Play it your way with MOMENTS™ Play System – a look of nature

The same MOMENTS™ Play System – the only difference is the natural look. The MOMENTS™ Play System allows you to put together a play solution that reflects your ideas. Choose between a large variety of play activities and material options, and your play vision can soon become a reality.

The elevated playhouses give a sense of thrill for the young children and add to the fun. Being above ground also trains the child's spatial awareness. The large decks on the structures allow many children to play together at the same time and develop their social skills.



Double Tower, Cognitive  
PCM200308



Double Tower, Basic  
PCM200102



Double Tower, Cognitive/Creative  
PCM200108



Double Tower, Ultimate  
PCM200110

## PRODUCT INFORMATION


Product number	Product name	Age (years)	Fall height (ft & in)	Total height (ft & in)	Use zone (ft <sup>2</sup> )	Use zone dimensions (ft & in x ft & in)	Excavation /Concrete (yd <sup>2</sup> )	Installation (hours)	Shipment weight (lbs)
PCM200308	Double Tower, Cognitive	2-5	6'8"	9'2"	592	26'11" x 28'10"	0.92 / 0	23	1,609
PCM200102	Double Tower, Basic	2-5	7'4"	8'3"	538.2	31'2" x 23'3"	0.66 / 0	17.2	1,154
PCM200108	Double Tower, Cognitive/Creative	2-5	6'8"	9'2"	547.9	31'7" x 24'9"	0.73 / 0	22.6	1,512
PCM200110	Double Tower, Ultimate	2-5	7'4"	9'2"	550	31'3" x 24'9"	0.73 / 0	21.8	1,411

# PRESCHOOL TOWERS RAMPS

## Include all children with ramps

Install a ramp solution in your local preschool or community and watch the beautiful interactions that unfold when children of all abilities can play together. The ramps ensure that wheelchair users can ascend to the play tower with their friends and caregivers and be an equal participant in playtime.

Design the solution that fits your needs, and change the colors, materials and play activities as you wish.



## PRODUCT INFORMATION

Product number	Product name	Age (years)	Fall height (ft & in)	Total height (ft & in)	Use zone (ft <sup>2</sup> )	Use zone dimensions (ft & in x ft & in)	Excavation /Concrete (yd <sup>3</sup> )	Installation (hours)	Shipment weight (lbs)
PCM103010	Play Tower with Ramp	2-5	1'11"	4'7"	704	34'8" x 32'6"	0.98 / 0.06	24.9	1,632
PCM301110	Triple Tower with Ramps	2-5	3'11"	9'2"	1,284	43'4" x 43'11"	1.68 / 0.06	58.7	4,499




# FLEXIBILITY

TO PLAY IT YOUR WAY...

## POST OPTIONS:

- Impregnated pine wood
- Anthracite grey steel
- Anthracite grey aluminium



## ANCHORING OPTIONS:

- Surface with expansion bolts
- In-ground in different depths



PRODUCT CONFIGURATOR  
www.kompan.us



COLOR THEMES:


Classic

Urban

Nature




MORE OPTIONS



Single and double plastic slides – Single and wide stainless steel slides



Angled Climbing, Podium or Staircase Access points



Bridges, tunnels and climbing nets




Activity panels

FURTHER INFORMATION

Contact us for more information on the range of options for configurable playground equipment.

Please note that prices and delivery terms depend on specified configurations.



# SCHOOL AGE TOWERS, CLASSIC

## MOMENTS™ Play System – a classic look

KOMPAN's MOMENTS™ classic play system is designed to provide age-appropriate play for elementary school aged children. The assortment contains a number of standard products in varying sizes, including the Mega Deck play structures that allow numerous children to play together at once.

With this unique play system, you can pack your playground full of children's favorite activities. Simply hand pick them when putting together the design. The classic look makes this solution suitable for any playground environment.

New products in this assortment have been pre-designed to provide easy access for children with disabilities.



Mega Tower w/Upper Deck, Physical  
PCM111804




Play Tower, Basic  
PCM111402



Play Tower, Physical  
PCM211104



Triple Tower w/Climbing Net  
PCM310304



Double Tower, Basic w/Net Tunnel  
PCM211002

## PRODUCT INFORMATION

Product number	Product name	Age (years)	Fall height (ft & in)	Total height (ft & in)	Use zone (ft <sup>2</sup> )	Use zone dimensions (ft & in x ft & in)	Excavation /Concrete (yd <sup>3</sup> )	Installation (hours)	Shipment weight (lbs)
PCM111804	Mega Tower w/Upper Deck, Physical	5-12	9'10"	15'5"	645	33'6" x 27'9"	1.06 / 0.03	34.6	2,590
PCM111402	Play Tower, Basic	5-12	7'4"	11'6"	477	29'9" x 22'8"	0.46 / 0.08	16.2	1,136
PCM211104	Play Tower, Physical	5-12	9'1"	13'6"	605	27' x 31'9"	0.67 / 0.08	21.4	1,490
PCM310304	Triple Tower w/Climbing Net	5-12	9'4"	13'6"	700	35'6" x 26'10"	0.95 / 0.13	33	2,240
PCM211002	Double Tower, Basic w/Net Tunnel	5-12	7'1"	9'2"	505	28'2" x 26'2"	0.53 / 0	16.2	1,084



Mega Tower, Physical  
PCM111704



Triple Tower w/Track Ride  
PCM310404



Triple Tower w/Wackle Bridge  
PCM310604



Embankment Slide, Curved  
PCM110103

## PRODUCT INFORMATION

Product number	Product name	Age (years)	Fall height (ft & in)	Total height (ft & in)	Use zone (ft <sup>2</sup> )	Use zone dimensions (ft & in x ft & in)	Excavation /Concrete (yd <sup>3</sup> )	Installation (hours)	Shipment weight (lbs)
PCM111704	Mega Tower, Physical	5-12	7'10"	9'6"	682	29'7" x 28'9"	0.96 / 0.03	27.2	1,773
PCM310404	Triple Tower w/Track Ride	5-12	6'8"	13'5"	1,130	46' x 41'	1.57 / 0	38.7	2,917
PCM310604	Triple Tower w/Wackle Bridge	5-12	9'1"	13'6"	903	40'2" x 28'7"	1.38 / 0.08	42.6	3,061
PCM110103	Embankment Slide, Curved (QS)	5-12	1'	10'6"	139.9	22'11" x 5'2"	0.36 / 0	10.9	438

# SCHOOL AGE TOWERS, URBAN

## MOMENTS™ Play System – an urban look

KOMPAN's urban variant draws on the flexibility of the MOMENTS™ Play System. The only difference is the urban look. These designs can make children happy in any inner-city playground, or be the breath of fresh air in suburban or countryside playgrounds.

With this unique play system, you can pack your playground full of the children's favorite play activities. You simply hand-pick them when putting together your design.

The assortment also contains new products that have been pre-designed to provide easy access for children with disabilities.



Four Tower, Banister Bars  
PCM410304



Double Tower, Basic Wackie Bridge  
PCM211302



Double Tower, Basic w/Net Bridge  
PCM211202



Triple Tower Mega, Physical, Shade  
PCM310614



Double Tower, Physical  
PCM211404



Triple Tower w/Turbo Challenge  
PCM310504

## PRODUCT INFORMATION

Product number	Product name	Age (years)	Fall height (ft & in)	Total height (ft & in)	Use zone (ft²)	Use zone dimensions (ft & in x ft & in)	Excavation /Concrete (yd³)	Installation (hours)	Shipment weight (lbs)
PCM410304	Four Tower, Banister Bars	5-12	9'3"	12'6"	1,044	35'4" x 40'7"	1.54 / 0.1	42.1	3,021
PCM211302	Double Tower, Basic Wackie Bridge	5-12	6'10"	8'-6'4"	656	31'8" x 27'9"	0.78 / 0.03	20.7	1,439
PCM310614	Triple Tower Mega, Physical, Shade	5-12	9'1"	16'5"	889.1	40'2" x 28'7"	1.32 / 0.17	41.7	3,039
PCM211202	Double Tower, Basic w/Net Bridge	5-12	7'4"	12'6"	667	33'6" x 24'5"	0.71 / 0.08	22.8	1,640
PCM211404	Double Tower, Physical	5-12	6'8"	12'6"	527	29'8" x 24'10"	0.75 / 0.08	20.7	1,590
PCM310504	Triple Tower w/Turbo Challenge	5-12	7'4"	10'6"	756	33'2" x 32'8"	0.6 / 0.14	19.1	1,515



Embankment Slide, Wide  
PCM110203



Track Ride Tower  
PCM111504



Mega Deck Play Tower, Physical ADA  
PCM211504



Double Mega Deck Tower, ADA  
PCM310704

## PRODUCT INFORMATION

Product number	Product name	Age (years)	Fall height (ft & in)	Total height (ft & in)	Use zone (ft <sup>2</sup> )	Use zone dimensions (ft & in x ft & in)	Excavation /Concrete (yd <sup>2</sup> )	Installation (hours)	Shipment weight (lbs)
PCM110203	Embankment Slide, Wide (QS)	5-12	3'4"	8'6"	94	19'3" x 14'5"	0.19 / 0	5.2	366
PCM111504	Track Ride Tower	5-12	6'6"	7'7"	512	32'6" x 21'5"	0.5 / 0.05	9.6	704
PCM211504	Mega Deck Play Tower, Physical ADA	5-12	5'10"	11'5"	730	36'8" x 35'9"	0.91 / 0.05	27.5	2,100
PCM310704	Double Mega Deck Tower, Physical	5-12	9'10"	15'5"	1,458.4	46'3" x 49'6"	2.25 / 0	68.2	5,175

# SCHOOL AGE TOWERS, NATURE

## MOMENTS™ Play System – a nature look

The nature variant draws on the flexible MOMENTS™ play system – the only difference is the natural look.

The MOMENTS™ play system allows you to put together a play solution that reflects your ideas. Choose between a large variety of play activities and material options, and your play vision can soon become a reality.

The assortment contains a number of standard products in different sizes including the challenging Mega Deck play structures. Some new products are pre-designed to provide easy access for children with disabilities to allow them to participate in play with other kids on the playground.



Double Tower w/Ladder  
PCM211904



Play Tower, Physical  
PCM111604



Double Tower w/Net  
PCM211804



Four Tower, Balcony & Climbing Net  
PCM410204

## PRODUCT INFORMATION

Product number	Product name	Age (years)	Fall height (ft & in)	Total height (ft & in)	Use zone (ft <sup>2</sup> )	Use zone dimensions (ft & in x ft & in)	Excavation /Concrete (yd <sup>3</sup> )	Installation (hours)	Shipment weight (lbs)
PCM211904	Double Tower w/Ladder	5-12	7'10"	13'6"	739	27'11" x 38'1"	1.17 / 0.1	29.7	2,230
PCM111604	Play Tower, Physical	5-12	6'8"	10'	579	31'8" x 22'4"	0.64 / 0.09	18	1,479
PCM211804	Double Tower w/Net	5-12	9'1"	13'6"	694	27'3" x 36'4"	0.98 / 0.08	26.1	1,863
PCM410204	Four Tower, Balcony & Climbing Net	5-12	7'4"	12'6"	953	40'4" x 37'11"	1.45 / 0.12	32.3	2,551



# FLEXIBILITY

TO PLAY IT YOUR WAY...

## COLOR THEMES:

Single or two Colored panels with design pattern

Classic



Urban




Nature



## POST OPTIONS:

- Impregnated pine wood
- Anthracite grey steel
- Anthracite grey aluminium



## PANEL OPTIONS:


- EcoCore™ HDPE
- Powder coated aluminium  
(All metal version)

## ANCHORING OPTIONS:

- Surface with expansion bolts
- In-ground in different depths



PRODUCT CONFIGURATOR  
www.kompan.us




ROOF OPTIONS:  
- Angled roof  
- Saddle roof

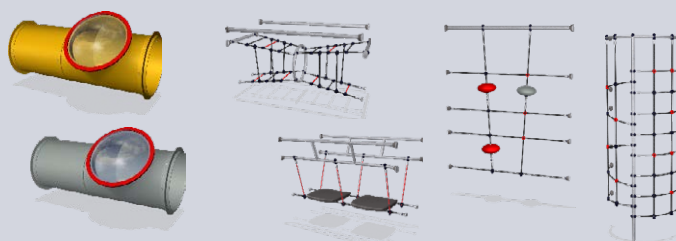
## MORE OPTIONS




Plastic slides



Stainless steel slides and activities



Bridges and climbing nets



Climbing and activity panels

## FURTHER INFORMATION

Contact us for more information on the range of options for configurable playground equipment.

Please note that prices and delivery terms depend on specified configurations.

# MOMENTS™ HERCULES

## Preschool play for heaviest usage

MOMENTS™ HERCULES is a fun and rock-solid play experience for preschool children. The materials used in this product line are carefully selected to provide a long lifespan and are highly vandalism resistant, making this solution ideal for a city's unsupervised areas.

The play activities within MOMENTS™ HERCULES preschool stimulate the preschooler's instinct to play through a range of traditional play activities, like sliding, gliding, climbing, and the exploration of cognitive elements.

The many ground level activities and low entry points of the structures make MOMENTS™ HERCULES highly inclusive ensuring play for all users.



Brooklyn Mega Deck Tower  
PCX2001



Bronx Mega Deck Tower  
PCX1001



Bryant Play & Stay  
PCX0001



Holland Play & Stay  
PCX0002



Lincoln Play & Stay  
PCX0003



Liberty Hammock  
PCX801

## PRODUCT INFORMATION

Product number	Product name	Age (years)	Fall height (ft & in)	Total height (ft & in)	Use zone (ft²)	Use zone dimensions (ft & in x ft & in)	Excavation /Concrete (yd³)	Installation (hours)	Shipment weight (lbs)
PCX2001	Brooklyn Mega Deck Tower	2-5	6'8"	11'9"	884	38'5" x 33'3"	0.76 / 0.11	35.8	3,599
PCX1001	Bronx Mega Deck Tower	2-5	6'8"	11'9"	587	30'7" x 29'4"	0.59 / 0.06	25.3	2,484
PCX0001	Bryant Play & Stay	2-5	0'	3'7"	234	19'11" x 14'1"	0.07 / 0	4.3	323
PCX0002	Holland Play & Stay	2-5	2'1"	3'7"	314	21'10" x 18'5"	0.17 / 0.08	7.6	607
PCX0003	Lincoln Play & Stay	2-5	1'4"	3'7"	384	27'2" x 19'6"	0.17 / 0.06	8.4	716
PCX801	Liberty Hammock	5-12	1'4"	3'3"	211	15'11" x 15'11"	0.14 / 0.06	3.2	173



Manhattan Mega Deck Tower  
PCX3001



Triborough Triple Mega Deck  
PCX3002

## PRODUCT INFORMATION

Product number	Product name	Age (years)	Fall height (ft & in)	Total height (ft & in)	Use zone (ft <sup>2</sup> )	Use zone dimensions (ft & in x ft & in)	Excavation /Concrete (yd <sup>3</sup> )	Installation (hours)	Shipment weight (lbs)
PCX3001	Manhattan Mega Deck Tower	2-5	6'8"	11'9"	1,057	37'6" x 37'9"	0.98 / 0.11	48.1	4,929
PCX3002	Triborough Triple Mega Deck	2-5	2'3"	9'9"	1,270	45'8" x 42'8"	1.22 / 0.09	65.1	6,498

# MOMENTS™ HERCULES

## School age play designed for maximum toughness

MOMENTS™HERCULES is more than just fun for school age children, the numerous challenges turn it into an adventure. Built to the highest standards and designed to discourage vandals, it's a playing experience that outlives the all too short and precious period of childhood, but in doing so, represents a sound long-term investment.

MOMENTS™HERCULES understands that children of this age require different stimuli. While some climb and stimulate their physical abilities and coordination, others take time-out to reflect and chat in the calm hangout spots. It's made for all children and the many ground level activities and low entry points make it a highly inclusive structure.



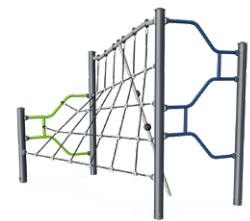
Queensboro Play & Agility Tower  
PCX2102



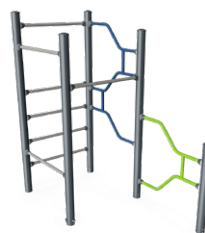
Van Cortlandt Play & Agility Tower  
PCX2101



Chelsea Overhead Ladder  
PCX802



Soho Twisted Net  
PCX803



Tribeca Agility Station  
PCX804



Madison Square 2x Meeting Point  
PCX701

## PRODUCT INFORMATION

Product number	Product name	Age (years)	Fall height (ft & in)	Total height (ft & in)	Use zone (ft²)	Use zone dimensions (ft & in x ft & in)	Excavation /Concrete (yd³)	Installation (hours)	Shipment weight (lbs)
PCX2102	Queensboro Play & Agility Tower	5-12	6'10"	14'5"	1,082	41'7" x 33'5"	1.4 / 0.28	40.8	4,090
PCX2101	Van Cortlandt Play & Agility Tower	5-12	6'10"	12'7"	724	29'9" x 33'9"	0.73 / 0.17	26.5	2,631
PCX802	Chelsea Overhead Ladder	5-12	6'	6'8"	272	15'11" x 19'5"	0.14 / 0.06	4.1	296
PCX803	Soho Twisted Net	5-12	6'11"	7'4"	282	19'5" x 19'5"	0.21 / 0.06	5.8	316
PCX804	Tribeca Agility Station	5-12	7'6"	8'	255	15'11" x 19'5"	0.18 / 0.08	5.1	364
PCX701	Madison Square 2x Meeting Point	5-12	14"	5'8"	287	22'9" x 15'9"	0.14 / 0.06	6.6	534



High Line Double Mega Deck Combo  
PCX5101



Greenbelt Play & Agility Tower  
PCX4101

## PRODUCT INFORMATION

Product number	Product name	Age (years)	Fall height (ft & in)	Total height (ft & in)	Use zone (ft <sup>2</sup> )	Use zone dimensions (ft & in x ft & in)	Excavation /Concrete (yd <sup>3</sup> )	Installation (hours)	Shipment weight (lbs)
PCX4101	Greenbelt Play & Agility Tower	5-12	9'9"	16'5"	1,251	46'10" x 46'10"	1.31 / 0.27	56	6,063
PCX5101	High Line Double Mega Deck Combo	5-12	8'7"	14'6"	2,214	59' x 58'8"	3.56 / 0.44	111.2	11,942

# FLEXIBILITY

TO PLAY IT YOUR WAY...




COLOR OPTIONS:  
Green – Blue – Red

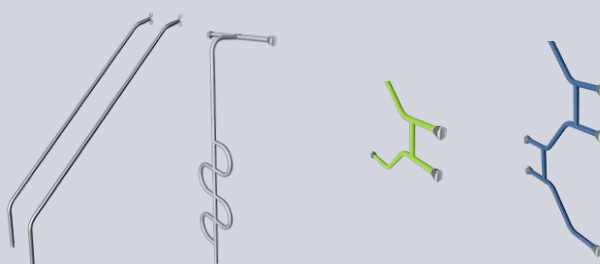
ANCHORING OPTIONS:  
– Surface with expansion bolts  
– In-ground in different depths




## MORE OPTIONS




Straight, wide and curved stainless steel slides



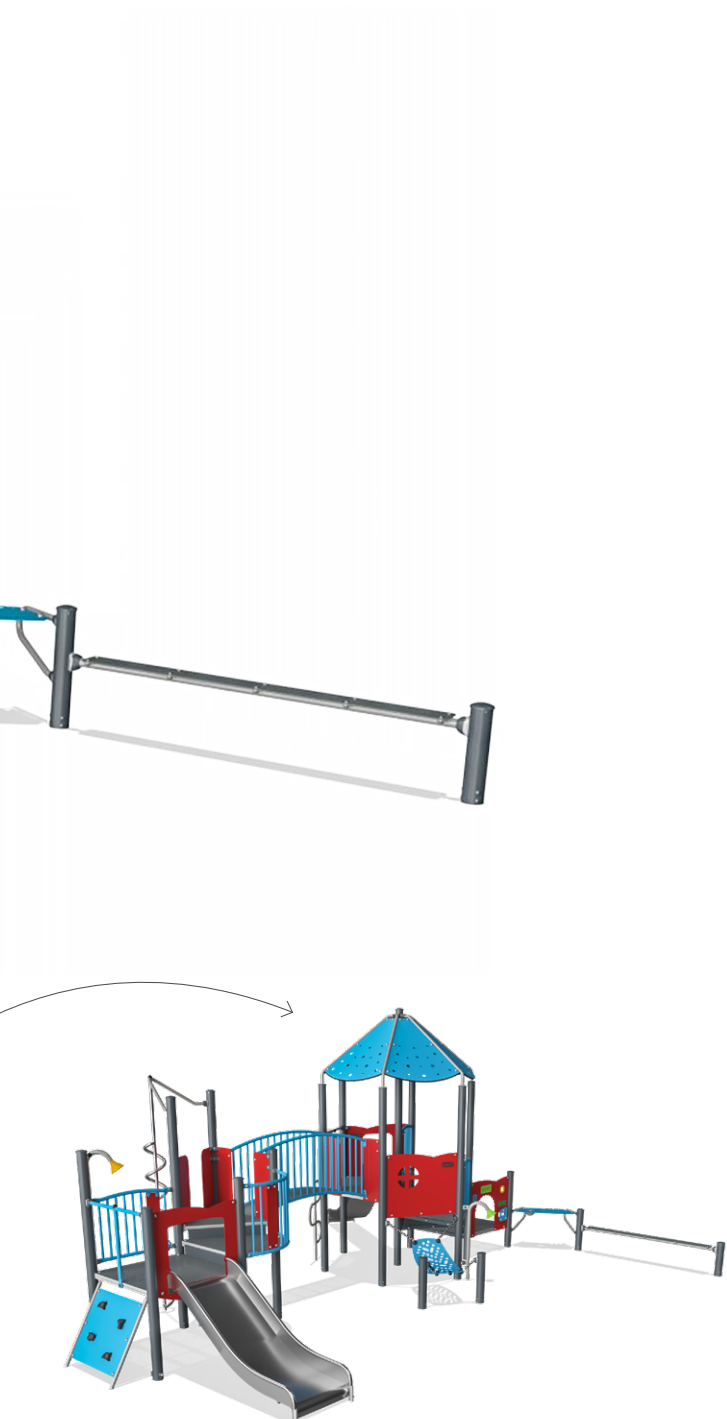
Multiple egress, access and agility options



Play Panels



Red, blue or green color scheme



## FURTHER INFORMATION

Contact us for more information on the range of options for configurable playground equipment.

Please note that prices and delivery terms depend on specified configurations.

# Kompan Ramp Solutions

## PLAY SOLUTION FOR ALL

To create equity in public play is a main obligation of our communities. This implies equal access to playgrounds for all citizens, including children or parents with disabilities. For some playgrounds, ramps are the best solution to provide accessibility and usability.

KOMPAN ramp solutions let children and adults in wheelchairs participate in play by giving them a free pathway up into and around in the play structure. Along the path they find interactive play activities placed at an appropriate height before

finishing off at the top of the structure with a rare view from above. The path through and around the ramp structure is paved with joyful and educational play activities for all children, with or without disabilities.



New Elements TODDLER  
PCE2005



New Elements GROW  
PCE3051

### STANDARD RAMP SOLUTIONS

NEW ELEMENTS integrated ramp system. High play value and very high level of physical play for all age groups. See page 126-131 for more product information.



New Elements GO  
PCE6104





MOMENTS Triple Tower with ramps  
PCM3011

### STANDARD RAMP SOLUTIONS

MOMENTS™ ramp solutions for inclusive play.  
See page 102 for more product information.



MOMENTS Hercules Preschool  
PCX3002



Ramp structure, ultimate ADA  
PCM103010

### STANDARD RAMP SOLUTIONS

MOMENTS™ HERCULES ramp solutions  
for inclusive play. See page 115-117 for more  
product information.



MOMENTS Hercules School Age  
PCX5101

## A loop of play

KOMPAN ramp solutions offer a wide variety of gross and fine motor play events which can be used from the inside as well as the outside of the structure. There are a rich range of auditory and manipulative play

elements. The play can take place in and on the ramped structure as well as on the outside of the structure, welcoming all users. The layout of the ramp structure generates a loop of play, allowing for

access to the elevated platform through a ramp as well as an inclined boarding net that allows several users to access at a time.

# Children should only worry about play

## KOMPAN SHADING SOLUTIONS

When playing outdoors on sunny days, children need protection from the harmful rays of the sun. A KOMPAN shading solution is an easy and secure way to do just that.

The integrated sails provide a large shaded area, that slowly moves over the play structure and areas around it. By reducing the intense heat on the hottest of days,

the children are safe from sun fatigue and happily play for longer.



### CUSTOMIZED SOLUTIONS >

The new sails can be added to MOMENTS and NEW ELEMENTS. Please contact us for further guidance and information.

## Integrated shading

KOMPAN integrated shading solution considerably increases the covered area. Integrated shades are available for the large square floor size and the Mega Deck platform.

CHOOSE BETWEEN 6 DIFFERENT COLORS:



Sand



Medium grey



Dark grey



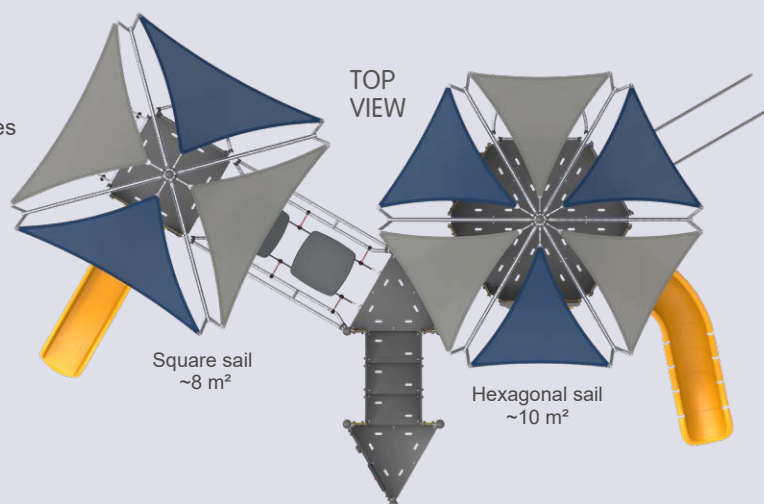
Anthracite



Ultra marine blue



Navy sky blue





## KOMPAN shade sails

Sails are manufactured from Commercial 95 High Density Polyethylene (HDPE), a knitted shade cloth that is manufactured solely for tensioned sun shade structures. The material is then treated with UV stabilizers to give it a very long life in direct sunlight.

KOMPAN shades will not rot, will not fray and the high quality lock-stitch construction gives superior tear strength. The shade sails are only constructed from commercial grade knitted shade-cloth with up to 96% UV block.

In light rain the water will run off to the lowest point, but in a heavier downpour the water will drain through the fiber.

### SAIL TENSION

In each corner of the sail there are metal brackets. The upper end is used to tighten the sail. The tightening device is made of stainless steel.

### STEEL FRAME

The sails are supported by a galvanized steel frame attached to the center pole and the outer poles of the platform. The heavy designed frame ensures safe and durable fixation of the sails to the structure.

### MAINTENANCE

KOMPAN shading is not designed for heavy wind or storm (23-28 m/s). Should there be a risk of heavy wind or a storm, or during wintertime, we recommend that the sail is taken down.






ELEMENTS™  
PLAY SYSTEMS

# ELEMENTS™ TODDLERS

## Encourage and support the youngest with responsive play solutions

Physical play is essential in bolstering child development. New ELEMENTS™ TODDLERS series provides a safe world for developing skills in the youngest children. The new responsive play activities stimulate the child's motor skills and gently push and motivate toddlers to explore and learn through play. When growing confident in their motor skills, children become resilient and self-confident, allowing them to more easily engage in play and interact with friends.

Playing on the ELEMENTS™ TODDLERS series will help toddlers develop skills to become ready for kindergarten, school and life.



Sherpa  
PCE2002



Globetrotter  
PCE2004



Voyager  
PCE1001



Jetsetter with Shade  
PCE1003



Pioneer  
PCE2005

## PRODUCT INFORMATION

Product number	Product name	Age (years)	Fall height (ft & in)	Total height (ft & in)	Use zone (ft <sup>2</sup> )	Use zone dimensions (ft & in x ft & in)	Excavation /Concrete (yd <sup>3</sup> )	Installation (hours)	Shipment weight (lbs)
PCE2002	Sherpa	6-23m	1'11"	10'8"	573.7	29'10" x 26'10"	0.52 / 0.14	28.9	1,790
PCE2004	Globetrotter	6-23m	1'11"	11'1"	672	33'6" x 27'6"	0.74 / 0.09	32.3	2,096
PCE1001	Voyager	6-23m	1'11"	11'3"	330.5	20'11" x 20'7"	0.25 / 0.06	17.9	977
PCE1003	Jetsetter with Shade	2-5	1'11"	11'10"	330.5	20'11" x 20'7"	0.33 / 0.06	18.3	1,096
PCE2005	Pioneer	6-23m	1'11"	11'2"	895.6	45'8" x 27'7"	0.91 / 0.22	45.8	3,120



Adventurer  
PCE4002

## PRODUCT INFORMATION

Product number	Product name	Age (years)	Fall height (ft & in)	Total height (ft & in)	Use zone (ft²)	Use zone dimensions (ft & in x ft & in)	Excavation /Concrete (yd³)	Installation (hours)	Shipment weight (lbs)
PCE4002	Adventurer	6-23m	1'11"	11'2"	942.9	34'3" x 34'5"	1.08 / 0.11	51.9	3,297

# ELEMENTS™ GROW

Encourage and support children through agile and exploratory play

New ELEMENTS™ GROW is a world of agile and exploratory play activities that enhance children's holistic development. When playing on ELEMENTS™ GROW, children face age-appropriate physical challenges that gently push their boundaries and help them grow.

The physical challenges develop the child's motor skills, and in doing so, ELEMENTS™ GROW helps the child become more resilient and self-confident when interacting with friends and exploring the world. While on their fun-filled play journey, children can choose to take a rest in the little nooks or quietly interact with friends at the social meeting points.



Mountaineer  
PCE2052



## PRODUCT INFORMATION

Product number	Product name	Age (years)	Fall height (ft & in)	Total height (ft & in)	Use zone (ft²)	Use zone dimensions (ft & in x ft & in)	Excavation /Concrete (yd³)	Installation (hours)	Shipment weight (lbs)
PCE2052	Mountaineer	2-5	6'8"	13'5"	779.3	36'3" x 28'4"	0.62 / 0.19	35.7	2,543
PCE501	Rider	2-5	1'0"	7'9"	214.2	15'11" x 17'3"	0.07 / 0	6.8	312
PCE502	Miner	2-5	-	6'11"	-	4'7" x 1'8"	0.07 / 0	4.8	122
PCE503	Trader	2-5	-	9'11"	160.4	13' x 15'5"	0.12 / 0.05	7.5	332
PCE1054	Rambler	2-5	6'8"	14'10"	529.6	25'1" x 31'4"	0.6 / 0.08	21.9	1,333
PCE2055	Trendsetter	2-5	6'8"	13'9"	594.2	32'0" x 26'5"	0.66 / 0.14	26.7	1,716
PCE2050	Jumper	2-5	1'11"	10'8"	583.4	29'10" x 26'11"	0.95 / 0.14	28.8	1,820
PCE2051	Runner	2-5	1'11"	11'2"	750.6	33'5" x 30'	1.12 / 0.11	34.8	2,209
PCE4050	Discoverer	2-5	1'11"	11'2"	969.8	34'10" x 34'6"	1.76 / 0.19	52.4	3,308
PCE1051	Sherpa	2-5	6'8"	15'	457.5	27'1" x 24'3"	0.66 / 0.08	18.3	1,155
PCE1052	Originator	2-5	6'8"	14'10"	496.2	29'9" x 23'3"	0.49 / 0.11	29.2	1,710





Creator  
PCE3050



Hiker  
PCE4051



Maker with Shade  
PCE2056



Pathfinder  
PCE3051

## PRODUCT INFORMATION

Product number	Product name	Age (years)	Fall height (ft & in)	Total height (ft & in)	Use zone (ft <sup>2</sup> )	Use zone dimensions (ft & in x ft & in)	Excavation /Concrete (yd <sup>2</sup> )	Installation (hours)	Shipment weight (lbs)
PCE3050	Creator	2-5	5'5"	5'8"	839.6	38'11" x 32'8"	0.78 / 0.17	29.3	1,800
PCE4051	Hiker	2-5	6'8"	14'10"	1,192.6	39'6" x 42'7"	2.07 / 0.38	61.4	4,122
PCE2056	Maker with Shade	2-5	6'8"	13'1"	779.3	36'3" x 28'4"	0.79 / 0.19	34.7	2,486
PCE3051	Pathfinder	2-5	6'8"	13'2"	1,315.3	50'2" x 41'	2.26 / 0.33	65.5	4,669

# ELEMENTS™ GO

## A whole new standard for fun and challenging play

Thankfully, playgrounds don't come with play instructions. Children are inherently curious and masters of innovation. ELEMENTS™ GO is a new series inspired by children and their innovative and creative approach to play.

Having observed how children would climb on the exterior surfaces of regular post-and-platform playgrounds in search of new challenges, we were inspired to create structures that would enhance this natural curiosity and stimulate even the most innovative of children – we did so in ELEMENTS™ GO.

ELEMENTS™ GO offers lots of play experiences on the inside of the structure, while more challenging adventures await on the outside. Hence, the same structure provides progressing play opportunities that follow the child's development and willingness to be challenged.



Rainier  
PCE2105



Olympus  
PCE2107



Matterhorn  
PCE1106



Logan  
PCE1111



Colorado  
PCE1113



Fuji  
PCE1109



Ayers Rock  
PCE1107



Silberhorn  
PCE1108

## PRODUCT INFORMATION

Product number	Product name	Age (years)	Fall height (ft & in)	Total height (ft & in)	Use zone (ft <sup>2</sup> )	Use zone dimensions (ft & in x ft & in)	Excavation /Concrete (yd <sup>3</sup> )	Installation (hours)	Shipment weight (lbs)
PCE2105	Rainier	5-12	7'10"	18'9"	876.2	35'4" x 33'	0 / 0	43	2,765
PCE2107	Olympus	5-12	8'0"	13'5"	796.5	38'3" x 33'	1.74 / 0.81	25.4	1,954
PCE1106	Matterhorn	5-12	7'10"	12'7"	439.2	24' x 26'4"	1.17 / 0.35	19.9	1,243
PCE1111	Logan	5-12	5'10"	12'7"	533.9	29'4" x 25'11"	0.59 / 0.09	25.7	1,502
PCE1113	Colorado	5-12	5'10"	15'9"	684.6	34'9" x 29'8"	1.93 / 0.54	33.9	2,361
PCE1109	Fuji	5-12	9'1"	19'1"	1,017.2	41'10" x 35'11"	2.41 / 0.81	57.8	3,837
PCE1107	Ayers Rock	5-12	7'3"	15'11"	684.6	34'8" x 29'8"	1.75 / 0.52	33	2,228
PCE1108	Silberhorn	5-12	7'10"	18'9"	991.4	35'4" x 38'2"	2.95 / 0.94	53	3,530



Mont Blanc  
PCE2106



Kilimanjaro  
PCE3102



McKinley  
PCE6103



Everest  
PCE6104

**PRODUCT INFORMATION**

Product number	Product name	Age (years)	Fall height (ft & in)	Total height (ft & in)	Use zone (ft <sup>2</sup> )	Use zone dimensions (ft & in x ft & in)	Excavation /Concrete (yd <sup>2</sup> )	Installation (hours)	Shipment weight (lbs)
PCE2106	Mont Blanc	5-12	7'10"	18'9"	1,300.3	47'7" x 46'2"	3.32 / 1.09	60.9	4,479
PCE3102	Kilimanjaro	5-12	9'1"	19'3"	1,377.8	56'5" x 40'7"	4.11 / 1.48	68.9	4,900
PCE6103	McKinley	5-12	9'1"	21'2"	2,670	75'4" x 64'5"	6.99 / 2.42	127.2	10,542
PCE6104	Everest	5-12	7'10"	19'10"	2,555.4	62'2" x 62'4"	5.06 / 1.85	133.9	10,355

# FLEXIBILITY

TO PLAY IT YOUR WAY...



## COLOR THEMES:

Classic

Blossom

Nature



## ANCHORING OPTIONS:

- Surface with expansion bolts
- Steel in-ground in different depths

PRODUCT CONFIGURATOR  
www.kompan.us



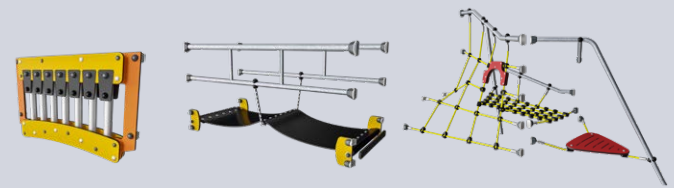
## MORE OPTIONS



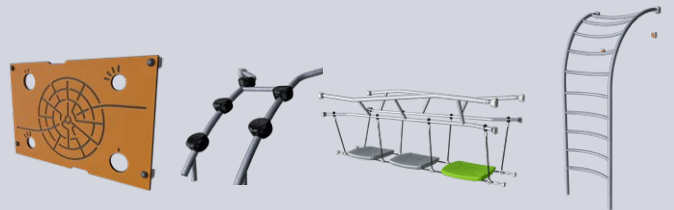
TODDLER Play Features

### COLOR THEMES:

Classic    Urban    Nature




GROW Play Features



GO Play Features

GO  
Age 5-12 years



Slides - plastic(PE) or stainless steel

## FURTHER INFORMATION

Contact us for more information on the range of options for configurable playground equipment.

Please note that prices and delivery terms depend on specified configurations.

# ELEMENTS™ ESSENTIALS

## Physical play in premium quality

Sometimes, all children need is a place to burn off energy and explore their physical abilities through play. ELEMENTS™ ESSENTIALS is all you need to create a fun and physically developing playground for children of all ages.

The series is loaded with physical play that draws on classic play activities like crawling through, climbing up and sliding down, ensuring long playtimes, high physical activity and all-round physical development of the child.



Sprinter with Roof  
PCE105602



AGE 2-5  
YEARS

Coach with Roof  
PCE105502



Journeyer with Roof  
PCE205702



Trekker with Roof  
PCE205802

## PRODUCT INFORMATION

Product number	Product name	Age (years)	Fall height (ft & in)	Total height (ft & in)	Use zone (ft <sup>2</sup> )	Use zone dimensions (ft & in x ft & in)	Excavation /Concrete (yd <sup>3</sup> )	Installation (hours)	Shipment weight (lbs)
PCE105501	Coach	2-5	3'3"	5'11"	412	22'3" x 24'4"	0.33 / 0.07	13.7	815
PCE105502	Coach with Roof	2-5	3'3"	12'7"	412	22'3" x 24'4"	0.33 / 0.1	14.9	936
PCE105503	Coach with Shade	2-5	3'3"	13'1"	412	22'7" x 24'4"	0.79 / 0.35	15.6	1,031
PCE105601	Sprinter	2-5	3'10"	7'1"	609	29'3" x 33'6"	0.44 / 0.11	21.2	1,323
PCE105602	Sprinter with Roof	2-5	3'10"	13'4"	609	29'3" x 33'6"	0.44 / 0.13	22.2	1,447
PCE105603	Sprinter with Shade	2-5	3'1"	13'9"	609	29'3" x 33'6"	0.9 / 0.38	22.9	1,545
PCE205701	Journeyer	2-5	3'1"	7'1"	616	30'5" x 30'5"	0.51 / 0.13	24.7	1,600
PCE205702	Journeyer with Roof	2-5	3'1"	13'4"	616	30'5" x 30'5"	0.51 / 0.15	25.8	1,730
PCE205703	Journeyer with Shade	2-5	3'1"	13'9"	616	30'5" x 30'5"	0.96 / 0.4	26.4	1,825
PCE205801	Trekker	2-5	3'1"	7'4"	723	35'1" x 33'9"	0.53 / 0.1	25.3	1,744
PCE205802	Trekker with Roof	2-5	3'1"	13'4"	723	35'1" x 33'9"	0.53 / 0.12	26.4	1,869
PCE205803	Trekker with Shade	2-5	3'1"	13'9"	723	35'1" x 33'9"	0.98 / 0.37	27	1,967

# ELEMENTS™ ESSENTIALS

## Play for all ages

Utilizing the same design base as our premium play solution ELEMENTS™, new ELEMENTS™ ESSENTIALS matches the developmental needs of children of all ages.

Customize your playground to fit the youngest with the 2-5 years portfolio or make it fit the older children with the 5-12 years portfolio. Or customize it to fit all ages in one playground with the 2-12 years portfolio.



Yosemite with Roof  
PCE111702



Acadia with Roof  
PCE111602



Yellowstone with Roof  
PCE211102



Grand Canyon with Roof  
PCE211202

## PRODUCT INFORMATION

Product number	Product name	Age (years)	Fall height (ft & in)	Total height (ft & in)	Use zone (ft <sup>2</sup> )	Use zone dimensions (ft & in x ft & in)	Excavation /Concrete (yd <sup>3</sup> )	Installation (hours)	Shipment weight (lbs)
PCE111601	Acadia	2-12	3'11"	7'7"	537.1	24'8" x 29'2"	0.42 / 0.09	19.9	1,206
PCE111602	Acadia with Roof	2-12	3'11"	14'3"	537.1	24'8" x 29'2"	0.42 / 0.11	21.1	1,327
PCE111603	Acadia with Shade	2-12	3'11"	13'9"	537.1	24'8" x 29'2"	0.88 / 0.36	21.7	1,407
PCE111701	Yosemite	2-12	7'4"	7'7"	669.5	33'1" x 30'1"	0.46 / 0.12	22.7	1,376
PCE111702	Yosemite with Roof	2-12	7'4"	14'3"	669.5	33'1" x 30'1"	0.46 / 0.14	23.9	1,497
PCE111703	Yosemite with Shade	2-12	7'4"	13'9"	669.5	33'1" x 30'1"	0.92 / 0.39	24.4	1,577
PCE211101	Yellowstone	2-12	7'3"	9'6"	743.8	35'7" x 29'10"	0.57 / 0.14	29.5	1,873
PCE211102	Yellowstone with Roof	2-12	7'3"	16'2"	743.8	35'7" x 29'10"	0.57 / 0.14	30.7	1,994
PCE211103	Yellowstone with Shade	2-12	7'3"	15'9"	743.8	35'7" x 29'10"	1.03 / 0.39	31.3	2,074
PCE211201	Grand Canyon	2-12	3'11"	7'7"	894.5	40'8" x 31'2"	0.66 / 0.1	35.3	2,113
PCE211202	Grand Canyon with Roof	2-12	3'11"	14'3"	894.5	40'8" x 31'2"	0.66 / 0.12	36.5	2,234
PCE211203	Grand Canyon with Shade	2-12	3'11"	13'9"	894.5	40'8" x 31'2"	1.11 / 0.37	37.1	2,314

# ELEMENTS™ ESSENTIALS

## Rooted in premium design

Utilizing the same design base as our premium play solution ELEMENTS™, new ELEMENTS™ ESSENTIALS has adopted a first-class look and premium structure quality, together with a high degree of configuration flexibility.

Besides being in the usual premium KOMPAN quality with the usual attractive KOMPAN warranty conditions, all play structures within the series are available with or without roofs or with a shading solution. Play activities and materials can be modified to fit customer wishes.



Trivor with Roof  
PCE111502



AGE 5-12  
YEARS

Mount Meru with Roof  
PCE111402



Pikes Peak with Roof  
PCE210902



Mauna Kea with Roof  
PCE211002

## PRODUCT INFORMATION

Product number	Product name	Age (years)	Fall height (ft & in)	Total height (ft & in)	Use zone (ft <sup>2</sup> )	Use zone dimensions (ft & in x ft & in)	Excavation /Concrete (yd <sup>3</sup> )	Installation (hours)	Shipment weight (lbs)
PCE111401	Mount Meru	5-12	4'1"	9'2"	568	30'8" x 28'1"	0.4 / 0.09	20.2	1,276
PCE111402	Mount Meru with Roof	5-12	4'10"	15'2"	568	30'8" x 28'1"	0.4 / 0.11	21.4	1,402
PCE111403	Mount Meru with Shade	5-12	4'1"	15'1"	568	30'8" x 28'1"	0.85 / 0.36	22	1,488
PCE111501	Trivor	5-12	7'1"	9'2"	652	30'8" x 31'7"	0.44 / 0.09	22.4	1,523
PCE111502	Trivor with Roof	5-12	7'1"	15'2"	652	30'8" x 31'7"	0.44 / 0.11	23.6	1,649
PCE111503	Trivor with Shade	5-12	7'1"	17'5"	651.2	30'8" x 31'7"	0.9 / 0.36	24.3	1,773
PCE210901	Pikes Peak	5-12	4'10"	9'2"	657.6	34'8" x 29'9"	0.49 / 0.12	24.7	1,640
PCE210902	Pikes Peak with Roof	5-12	4'10"	15'2"	657.6	34'8" x 29'9"	0.49 / 0.14	25.9	1,765
PCE210903	Pikes Peak with Shade	5-12	4'10"	15'1"	657.6	34'8" x 29'9"	0.94 / 0.39	26.5	1,851
PCE211001	Mauna Kea	5-12	7'3"	10'1"	870.8	37'5" x 37'7"	0.57 / 0.11	27.8	1,955
PCE211002	Mauna Kea with Roof	5-12	7'3"	15'2"	870.8	37'5" x 37'7"	0.57 / 0.13	29	2,085
PCE211003	Mauna Kea with Shade	5-12	7'3"	17'5"	870.8	37'5" x 37'7"	1.03 / 0.38	29.6	2,204



# FLEXIBILITY

TO PLAY IT YOUR WAY...

## MORE OPTIONS

PRODUCT CONFIGURATOR  
[www.kompan.us](http://www.kompan.us)



PE Roof



Shading

Roof options



Slides in PE or Stainless Steel

### ANCHORING OPTIONS:

- Surface with expansion bolts
- Steel in-ground in different depths



Ground level activities

### COLOR THEMES:

Sky

Blossom

Nature



## FURTHER INFORMATION

Contact us for more information on the range of options for configurable playground equipment.

Please note that prices and delivery terms depend on specified configurations.

# ELEMENTS™ PRESCHOOL

## Everything has a play purpose

KOMPAN ELEMENTS™ for pre-school includes slides, fireman's poles, nets, and ladders. Advanced materials ensure outstanding durability while allowing playful details such as holes to peek through, finger mazes to feel and follow, and washboards to strum on. ELEMENTS™ for the school age group is changing the game in playgrounds by enabling children to safely push the limits of their own abilities.

The special design from KOMPAN makes every single surface an exciting invitation to play. With footholds and handholds everywhere, children can climb around the entire structure without ever touching the ground. Thanks to new activities and components, the routes children can take are even longer and the challenges more thrilling than ever.



Tower  
ELE400050



Ministudio 1  
ELE400101



Navigator  
ELE400007



Explorer  
ELE400008



Cottage  
ELE400205



Carrier  
ELE400056



Circuit  
ELE400037



Flow 3  
ELE400055

## PRODUCT INFORMATION

Product number	Product name	Age (years)	Fall height (ft & in)	Total height (ft & in)	Use zone (ft <sup>2</sup> )	Use zone dimensions (ft & in x ft & in)	Excavation /Concrete (yd <sup>3</sup> )	Installation (hours)	Shipment weight (lbs)
ELE400050	Tower	2-5	7'1"	10'	483.3	26'6" x 24'11"	0.74 / 0	27.1	1,728
ELE400101	Ministudio 1	2-5	1'8"	6'4"	193.8	17'4" x 14'4"	0.07 / 0	5.6	180
ELE400007	Navigator	2-5	2'0"	8'0"	243.3	17'7" x 17'7"	0.16 / 0.04	6.2	318
ELE400008	Explorer	2-5	2'8"	7'11"	242.2	17'7" x 17'7"	0.16 / 0.04	6.4	362
ELE400205	Cottage	2-5	1'8"	6'	247.6	18'1" x 17'6"	0.2 / 0	9.4	365
ELE400056	Carrier	2-5	5'	7'7"	447.7	26'11" x 24'2"	0.65 / 0	14.4	857
ELE400037	Circuit	2-5	6'10"	11'7"	496.2	24'11" x 28'5"	0.55 / 0	25.4	1,736
ELE400055	Flow 3	2-5	7'1"	10'7"	757.8	31'8" x 33'8"	1.37 / 0	48.5	3,111



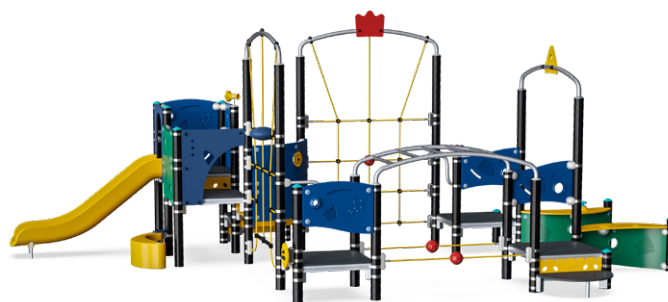
Palace  
ELE400114



Flow 1  
ELE400209



Gym  
ELE400231



Fort  
ELE400232

## PRODUCT INFORMATION

Product number	Product name	Age (years)	Fall height (ft & in)	Total height (ft & in)	Use zone (ft <sup>2</sup> )	Use zone dimensions (ft & in x ft & in)	Excavation /Concrete (yd <sup>3</sup> )	Installation (hours)	Shipment weight (lbs)
ELE400114	Palace	2-5	6'10"	12'7"	1,304.6	39'8" x 46'2"	4.14 / 0.31	79.7	5,170
ELE400209	Flow 1	2-5	3'11"	9'9"	516.7	27'11" x 25'11"	0.8 / 0	29	1,766
ELE400231	Gym	2-5	6'8"	11'9"	712.6	32'1" x 32'10"	1.32 / 0	39.1	2,504
ELE400232	Fort	2-5	5'6"	9'9"	756.7	36'3" x 29'2"	1.06 / 0	40.6	2,659

# ELEMENTS™ SCHOOL AGE

The modern standard for fun and challenging play with a 360-degree design – we call it ELEMENTS™

Thankfully, playgrounds don't come with play instructions: children are inherently curious and masters of innovation. Because of this, we were inspired and made the unique design of ELEMENTS 360 by observing how children would climb on the exterior surfaces of regular post-and-platform playgrounds in search of new challenges.

Our design offers lots of play experiences on the inside of the structure, while more challenging adventures await on the outside. Hence, the same structure provides progressing play opportunities that follow the child's development and willingness to be challenged. This design sets a new and exciting standard for the category, both functionally and aesthetically.



Edge  
ELE500005



Apex  
ELE500002



Maar  
ELE500017



Crest Urban  
ELE500081



Epic  
ELE500015

## PRODUCT INFORMATION

Product number	Product name	Age (years)	Fall height (ft & in)	Total height (ft & in)	Use zone (ft <sup>2</sup> )	Use zone dimensions (ft & in x ft & in)	Excavation /Concrete (yd <sup>3</sup> )	Installation (hours)	Shipment weight (lbs)
ELE500005	Edge	5-12	7'10"	15'11"	736	38'5" x 25'6"	1.84 / 0	45.9	3,261
ELE500002	Apex	5-12	7'8"	9'3"	395.4	24'3" x 23'6"	2.25 / 1.12	16.5	1,190
ELE500017	Maar	5-12	7'11"	12'	657	32'4" x 27'6"	1.07 / 0	27.4	1,977
ELE500081	Crest Urban	5-12	7'10"	15'9"	828.6	36' x 39'6"	0.94 / 0	46.5	3,379
ELE500015	Epic	5-12	7'10"	15'11"	1,311	56'10" x 35'4"	3.5 / 0.2	78.8	5,119



Ridge  
ELE500003



Canyon  
ELE500010



Cirque  
ELE500021



Talus  
ELE500014



Crest  
ELE500016

## PRODUCT INFORMATION

Product number	Product name	Age (years)	Fall height (ft & in)	Total height (ft & in)	Use zone (ft <sup>2</sup> )	Use zone dimensions (ft & in x ft & in)	Excavation /Concrete (yd <sup>3</sup> )	Installation (hours)	Shipment weight (lbs)
ELE500003	Ridge	5-12	9'1"	12'	426.3	25'7" x 24'1"	0.99 / 0	24.1	1,645
ELE500010	Canyon	5-12	7'8"	12'7"	695.3	34'8" x 32'1"	5.05 / 2.77	27.1	1,963
ELE500014	Talus	5-12	7'10"	15'11"	817	49'1" x 24'5"	2.47 / 0.13	49.9	3,165
ELE500016	Crest	5-12	7'10"	15'11"	820.9	37'11" x 35'10"	1.29 / 0	51.4	3,370
ELE500021	Cirque	5-12	7'8"	12'7"	1,796.5	51'6" x 48'1"	3.82 / 0.28	91.3	6,285





# CHALLENGERS & CLIMBERS

# GALAXY™

## A modern playground giving teens and tweens a reason to play

Not that long ago, tweens, let alone teenagers, would look at a playground as a place for their younger siblings rather than for their own enjoyment – and with good reason. No one in the industry really offered fun and excitement for teens and tweens.

GALAXY™ became the world's first solution to move away from the traditional post-and-platform and play tower designs, offering a free play structure with built-in activities that are responsive and dynamic. It also became the first free play design to include all people regardless of abilities.

GALAXY™ is often used as a crossover between KOMPAN playgrounds and fitness sites. And because of its beautiful curves and transparent design, GALAXY™ is a favorite with architects and developers around the world – it is regarded as the origin of modern playground designs.



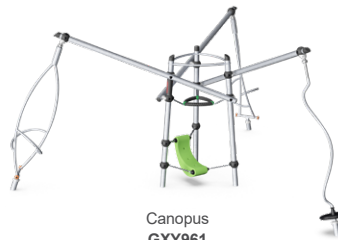
Pavo  
GXY901



Enif  
GXY902



Kuma  
GXY903



Canopus  
GXY961



Rigel  
GXY962



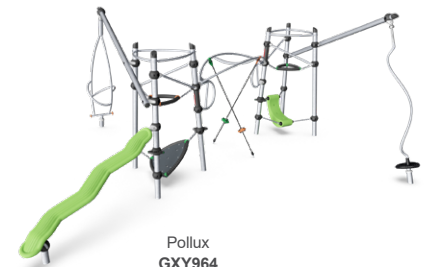
Nereide  
GXY963



Regulus  
GXY939



Aldebaran  
GXY941



Pollux  
GXY964

## PRODUCT INFORMATION

Product number	Product name	Age (years)	Fall height (ft & in)	Total height (ft & in)	Use zone (ft²)	Use zone dimensions (ft & in x ft & in)	Excavation /Concrete (yd³)	Installation (hours)	Shipment weight (lbs)
GXY901	Pavo	5-12	8'3"	8'8"	485.5	25'4" x 28'	3.42 / 1.28	12.6	849
GXY902	Enif (QS)	5-12	8'5"	8'8"	544.7	35'5" x 21'11"	5.62 / 1.46	20.1	1,306
GXY903	Kuma	5-12	8'3"	8'8"	587.7	35'8" x 21'2"	5.59 / 1.91	19.5	1,333
GXY961	Canopus	5-12	8'2"	10'3"	620	33'11" x 32'6"	4.32 / 1.88	11.3	1,482
GXY962	Rigel	5-12	8'2"	10'3"	448	24'1" x 27'1"	3.79 / 1.57	9.9	889
GXY963	Nereide	5-12	8'2"	10'3"	487	25'2" x 32'6"	3.53 / 1.57	10.2	1,183
GXY939	Regulus	5-12	8'2"	8'8"	626.5	27'9" x 30'1"	5.89 / 2.12	16.6	1,096
GXY941	Aldebaran	5-12	8'5"	8'8"	742.7	42'7" x 26'	7.4 / 2.35	24	1,780
GXY964	Pollux	5-12	8'3"	10'3"	803	36'7" x 32'5"	3.4 / 3.53	20	2,069

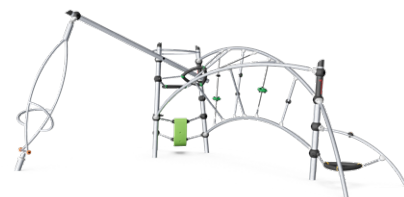




Draco  
GXY943



Sirius II  
GXY965



Asterion II  
GXY966



Aquila II  
GXY949



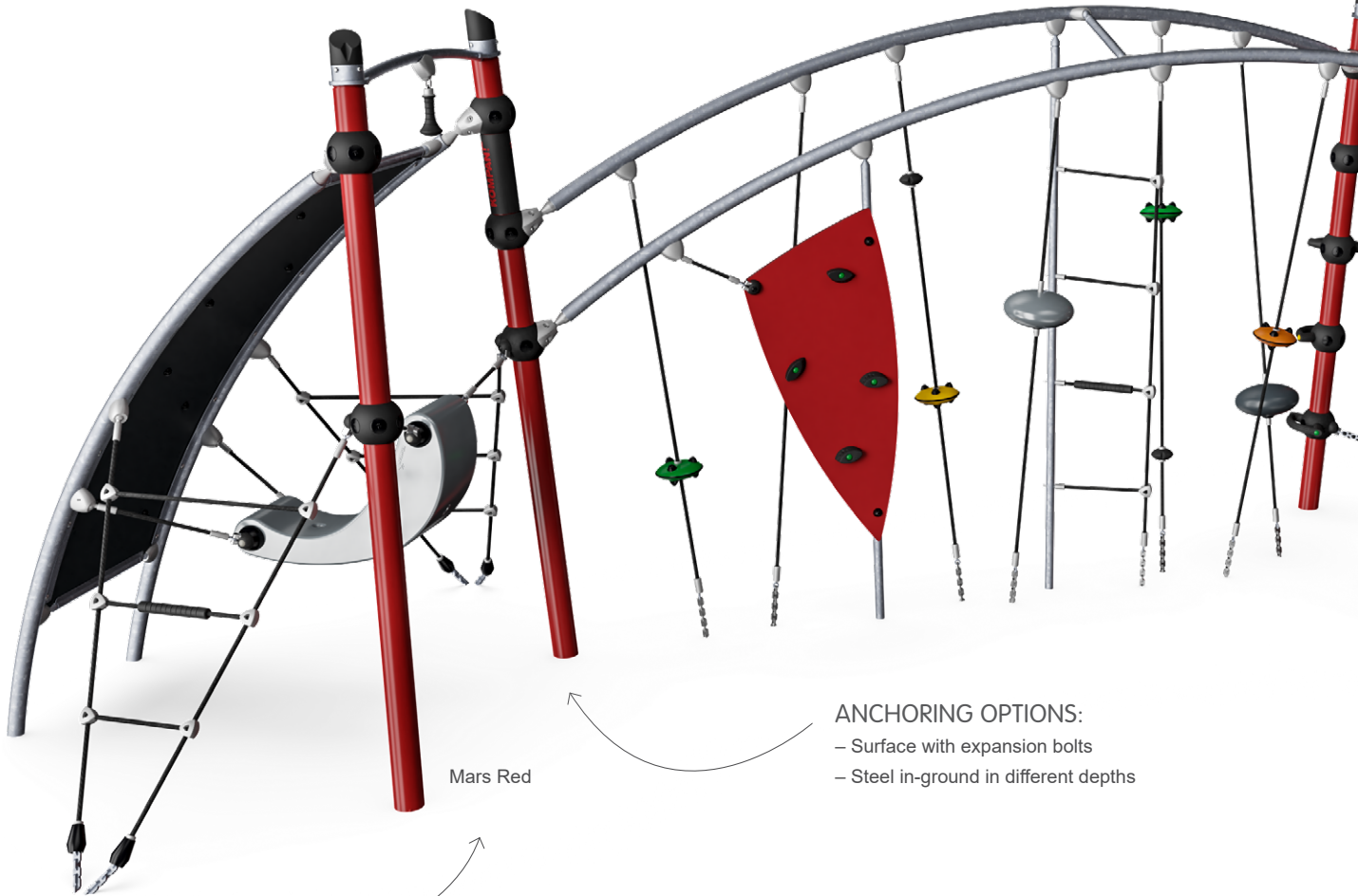
Adara II  
GXY950

## PRODUCT INFORMATION

Product number	Product name	Age (years)	Fall height (ft & in)	Total height (ft & in)	Use zone (ft <sup>2</sup> )	Use zone dimensions (ft & in x ft & in)	Excavation /Concrete (yd <sup>3</sup> )	Installation (hours)	Shipment weight (lbs)
GXY943	Draco	5-12	8'5"	8'8"	994.6	45'8" x 39'4"	10.18 / 3.43	32.6	2,544
GXY965	Sirius II	5-12	8'3"	10'3"	499	24'3" x 30'9"	3.66 / 1.57	13.5	1,104
GXY966	Asterion II	5-12	8'2"	10'3"	616	34'1" x 27'1"	4.45 / 1.7	18	1,427
GXY949	Aquila II	5-12	8'3"	8'8"	732	37'7" x 27'9"	6.15 / 2.22	23.2	1,653
GXY950	Adara II	5-12	8'2"	8'8"	727	42'4" x 22'6"	0 / 0	21.6	1,402
GXY967	Asterope II	5-12	8'3"	10'3"	1,005	41'9" x 37'8"	6.8 / 2.75	29	2,324
GXY968	Emerido	5-12	8'5"	10'3"	1,892	63'3" x 53'0"	16.74 / 6.28	60.9	5,033

# FLEXIBILITY

PLAY IT YOUR WAY...



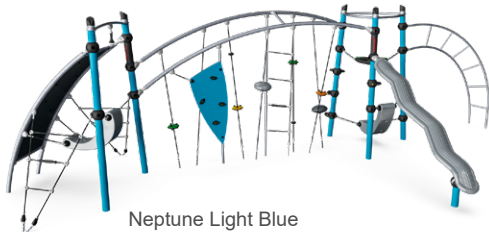
Mars Red

## ANCHORING OPTIONS:

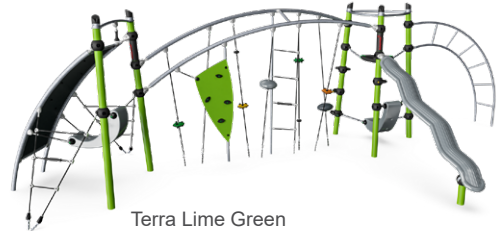
- Surface with expansion bolts
- Steel in-ground in different depths

## COLOR THEMES

Selected steel components in painted colors



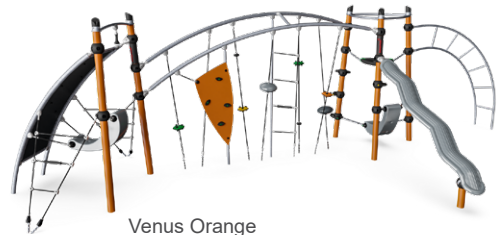
Neptune Light Blue



Terra Lime Green

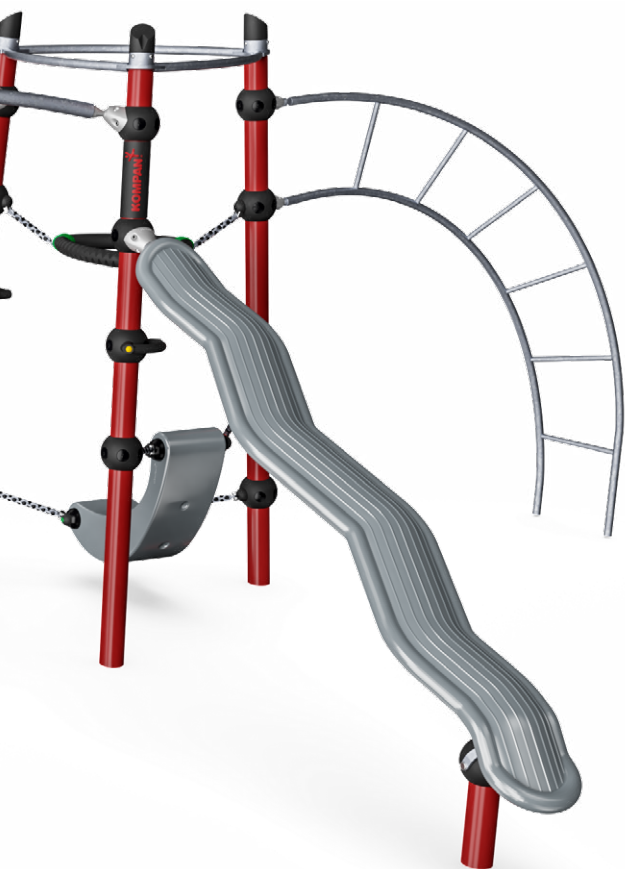


Solaris Yellow



Venus Orange

## MORE OPTIONS



URBAN OPTIONS  
Hot Dip Galvanized.



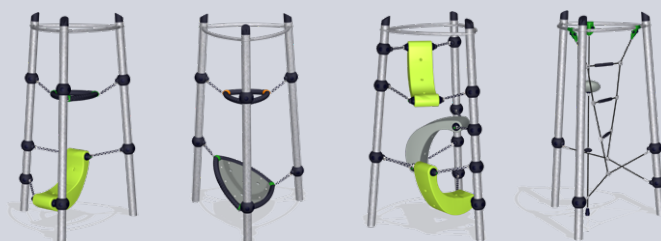
Night Sky Blue



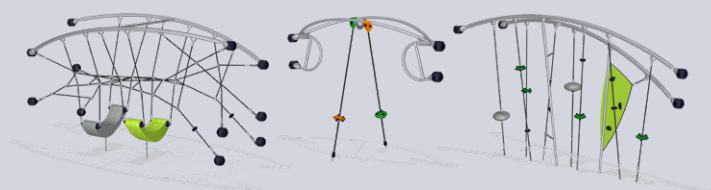
Lime Green



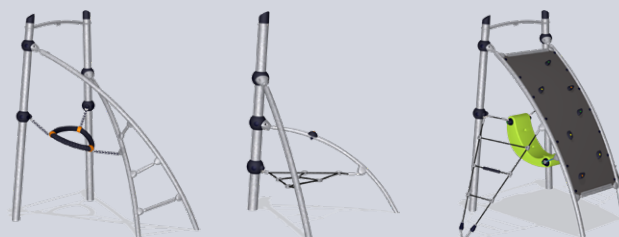
Luna Black



Stables



Links



Anchors



Activities

## FURTHER INFORMATION

Contact us for more information on the range of options for configurable playground equipment.

Please note that prices and delivery terms depend on specified configurations.

# BLOQX™




## Multiple challenges in a simple scalable system


BLOQX™ offers an entirely unique and intense climbing experience. Sometimes exhausting – even for a tween or a teen! That’s why the design accommodates rewarding hang-outs on the upper surface of the pentagon shapes.

The BLOQX™ design became a favored selfie platform, which tells us that BLOQX™ has made its mark with the target group, tweens and teenagers. That’s pretty cool.


The sculptural concept behind the BLOQX™ elements makes the design a favorite among landscape architects looking for a solution that complements modern urban spaces.




BLOQX 3  
BLX4103



BLOQX 1  
BLX4101




BLOQX 2  
BLX4102




BLOQX 5  
BLX4105

## PRODUCT INFORMATION

Product number	Product name	Age (years)	Fall height (ft & in)	Total height (ft & in)	Use zone (ft²)	Use zone dimensions (ft & in x ft & in)	Excavation /Concrete (yd³)	Installation (hours)	Shipment weight (lbs)
BLX4103	BLOQX 3 (QS)	5-15	9'10"	9'10"	371	24'3" x 19'1"	1.37 / 0.42	21.1	1,003
BLX4101	BLOQX 1	5-15	6'9"	6'9"	269	17'9" x 19'1"	0.6 / 0.26	8.6	510
BLX4102	BLOQX 2	5-15	5'7"	5'7"	324	21'6" x 18'1"	1.09 / 0.35	14.1	806
BLX4105	BLOQX 5	5-15	9'10"	9'10"	501	31'9" x 20'	2.42 / 0.66	34.4	1,661



BLOQX 4  
BLX4104



BLOQX 6  
BLX4106

## PRODUCT INFORMATION

Product number	Product name	Age (years)	Fall height (ft & in)	Total height (ft & in)	Use zone (ft <sup>2</sup> )	Use zone dimensions (ft & in x ft & in)	Excavation /Concrete (yd <sup>3</sup> )	Installation (hours)	Shipment weight (lbs)
BLX4104	BLOQX 4	5-15	9'11"	9'11"	450	27' x 22'2"	2.14 / 0.59	27.8	1,473
BLX4106	BLOQX 6	5-15	9'10"	9'10"	579	31'7" x 25'5"	3.19 / 0.83	41.1	1,974



# FREESTANDING PLAY EQUIPMENT



# SPINNERS & CAROUSELS

## Spinning is vital in child development

Children need the dizzying input that comes from spinning. These important movement experiences help the child's nervous system to mature. And the best thing is that children love it!

KOMPAN's spinners and carousels add innovation to the joy of spinning and attract children of all ages and abilities. Besides being great fun, the spinners and carousels also help children train their sense of balance, muscle strength, and bone density.



Spinner Bowl  
ELE400024



Spica 1  
GXY8014



Spica 2  
GXY8015



Spica 3  
GXY8016



Junior Spica  
ELE400158



Spinner Plate  
ELE500008

## PRODUCT INFORMATION

Product number	Product name	Age (years)	Fall height (ft & in)	Total height (ft & in)	Use zone (ft <sup>2</sup> )	Use zone dimensions (ft & in x ft & in)	Excavation /Concrete (yd <sup>3</sup> )	Installation (hours)	Shipment weight (lbs)
ELE400024	Spinner Bowl (QS)	5-12	1'6"	2'0"	148.3	13'9" x 13'9"	0.15 / 0.08	1.2	47
GXY8014	Spica 1 (QS)	5-12	3'3"	5'7"	146.6	13'8" x 13'8"	0.5 / 0.39	1.6	133
GXY8015	Spica 2 (QS)	5-12	3'3"	5'7"	146.6	13'8" x 13'8"	0.5 / 0.39	1.6	133
GXY8016	Spica 3 (QS)	5-12	3'3"	5'7"	146.6	13'8" x 13'8"	0.5 / 0.39	1.6	133
ELE400158	Junior Spica (QS)	2-5	7"	3'5"	139.2	13'4" x 13'4"	0.39 / 0.27	1.6	73
ELE500008	Spinner Plate	2-12	1'2"	1'2"	138.9	13'4" x 13'4"	0.14 / 0.12	1.4	25





## PRODUCT INFORMATION

Product number	Product name	Age (years)	Fall height (ft & in)	Total height (ft & in)	Use zone (ft <sup>2</sup> )	Use zone dimensions (ft & in x ft & in)	Excavation /Concrete (yd <sup>2</sup> )	Installation (hours)	Shipment weight (lbs)
PCM151	Twin Ring Sky Carousel 5.9 ft (QS)	5-12	5'8"	5'11"	371	21'9" x 21'9"	0.66 / 0.38	2.4	300
GXY8019	Argo	5-12	1'8"	1'8"	275.6	22'7" x 13'7"	1.13 / 0.63	3.3	219
GXY934	Rock-It	5-12	2'	3'11"	240.8	18' x 17'2"	0.5 / 0.39	2.1	253
PCM155	3-Seater Carousel 7.5 ft	2-5	7'0"	7'9"	796.5	31'10" x 31'10"	0.66 / 0.38	5	497

# SPINNERS & CAROUSELS



Tipi Carousel  
ELE400064



Tipi Carousel w/ Top Brace  
ELE400065



Multispinner  
ELE400060




Flexus  
GXY919



Starsurfer  
GXY935




Saturn Carousel  
GXY957



Universal Carousel  
KPL123



Stellanova  
GXY944



Supernova  
GXY960



## PRODUCT INFORMATION

Product number	Product name	Age (years)	Fall height (ft & in)	Total height (ft & in)	Use zone (ft <sup>2</sup> )	Use zone dimensions (ft & in x ft & in)	Excavation /Concrete (yd <sup>2</sup> )	Installation (hours)	Shipment weight (lbs)
ELE400065	Tipi Carousel w/ Top Brace (QS)	5-12	3'3"	3'11"	380	22' x 22'	0.58 / 0.4	2.5	137
ELE400064	Tipi Carousel	5-12	1'9"	1'9"	380	22' x 22'	0.58 / 0.4	2.4	163
ELE400060	Multispinner (QS)	5-12	2'6"	2'6"	445	23'9" x 23'9"	0.58 / 0.4	3.8	373
GXY919	Flexus	5-12	4'5"	6'7"	259.4	19'8" x 17'7"	1.13 / 0.63	3.4	317
GXY935	Starsurfer	5-12	2'3"	1'10"	264.1	18' x 19'5"	0.66 / 0	3.2	155
GXY957	Saturn Carousel	5-12	7'2"	8'4"	1,963.3	50' x 50'	1.59 / 1.05	3.1	399
KPL123	Universal Carousel	2-12	-	2'3"	483.3	24'10" x 24'10"	2.38 / 0.52	6.6	974
GXY944	Stellanova	5-12	1'3"	3'9"	485	24'10" x 24'10"	1.51 / 0	5	783
GXY960	Supernova	5-12	2'4"	2'4"	485	24'10" x 24'10"	0.53 / 0.07	3.1	623

# BALANCING & CLIMBING

## So basic, yet so important

A somersault bar or a stepping pod may not look like much, but when children play on them, they are two of the best contributors to child development throughout childhood.

Balancing helps train the eyesight and the child's ability to concentrate. Two very basic skills that both improve children's readiness for school and their performance when going to school. A good sense of balance also helps the child be active – skills like kicking a ball or running both draw on the child's ability to balance right.

When climbing up high, a child gets both a sense of achievement and develop cross-coordination skills that will eventually help them learn to read.



Double Somersault Bars  
PCM802



Triple Somersault Bars  
PCM803



Stepping Pod, Ground Level  
M87401



Stepping Pod, 1ft  
M87402



Stepping Pod, 2ft  
M87403



## PRODUCT INFORMATION

Product number	Product name	Age (years)	Fall height (ft & in)	Total height (ft & in)	Use zone (ft <sup>2</sup> )	Use zone dimensions (ft & in x ft & in)	Excavation /Concrete (yd <sup>3</sup> )	Installation (hours)	Shipment weight (lbs)
PCM802	Double Somersault Bars	2-12	4'10"	5'6"	206.7	19' x 14'11"	0.11 / 0.04	2.6	115
PCM803	Triple Somersault Bars (QS)	2-12	4'10"	5'6"	249.7	22' x 15'11"	0.14 / 0.05	3.1	154
M87401	Stepping Pod, Ground Level (QS)	5-12	4"	4"	131.3	12'11" x 12'11"	0.1 / 0.04	0.4	33
M87402	Stepping Pod, 1ft (QS)	5-12	1'	1'	131.3	12'11" x 12'11"	0.14 / 0.04	0.5	40
M87403	Stepping Pod, 2ft (QS)	5-12	1'11"	1'11"	131.3	12'11" x 12'11"	0.14 / 0.04	0.5	45

# SPRINGERS

KOMPAN invented a new way of rocking, and we have been rocking the world since 1970

This is where it all began: A red hen on a bright blue spring. The Crazy Hen was the world's first play design to deliver a fun and more functional alternative to the traditional seesaw. And you don't even need a friend – or a counterweight – to get rocking!



Crazy Gander  
M106



Crazy Dragon  
M113



Crazy Hen  
M101



Ambulance  
M166



Crazy Scrambler  
M130



Horse  
M172



Crazy Nellie  
M123



## PRODUCT INFORMATION

Product number	Product name	Age (years)	Fall height (ft & in)	Total height (ft & in)	Use zone (ft <sup>2</sup> )	Use zone dimensions (ft & in x ft & in)	Excavation /Concrete (yd <sup>3</sup> )	Installation (hours)	Shipment weight (lbs)
M106	Crazy Gander	2-5	1'6"	2'6"	175.6	13'10" x 14'9"	0.25 / 0	3.2	100
M113	Crazy Dragon	2-5	1'4"	2'11"	163	13'3" x 14'6"	0.25 / 0	1	88
M101	Crazy Hen (QS)	2-12	1'6"	2'6"	168	13'2" x 15'1"	0.25 / 0	2.3	66
M123	Crazy Nellie	2-5	1'5"	2'4"	158.3	13'4" x 14'2"	0.25 / 0	1	87
M130	Crazy Scrambler (QS)	2-5	1'10"	2'9"	166.2	13'2" x 14'11"	0.25 / 0	1.4	90
M172	Horse (QS)	2-5	1'7"	2'8"	156'1"	13'2" x 15'2"	0.25 / 0	1.2	66
M166	Ambulance	2-5	1'4"	2'7"	160.9	13'4" x 14'6"	0.25 / 0	1.5	102



Gorilla  
M165



Ladybird  
M168



Buggy  
M170



Bobcat  
M171



Scooter  
KPL101



Sea Lion  
KPL102



Kangaroo  
KPL103



Puma  
KPL104



Single Springer  
KPL119



Double Springer, Two Seats  
KPL121

## PRODUCT INFORMATION

Product number	Product name	Age (years)	Fall height (ft & in)	Total height (ft & in)	Use zone (ft <sup>2</sup> )	Use zone dimensions (ft & in x ft & in)	Excavation /Concrete (yd <sup>3</sup> )	Installation (hours)	Shipment weight (lbs)
M165	Gorilla	2-5	1'4"	2'8"	156.1	13'4" x 14'2"	0.25 / 0	1.4	91
M168	Ladybird (QS)	2-5	1'4"	2'7"	157.5	13'4" x 14'3"	0.25 / 0	1.4	101
M170	Buggy	2-5	1'4"	2'6"	161.4	13'4" x 14'11"	0.25 / 0	1.4	96
M171	Bobcat	2-5	1'4"	2'9"	162.5	13'4" x 14'7"	0.25 / 0	1.4	93
KPL101	Scooter	2-12	1'6"	2'4"	168	13'2" x 15'1"	0.19 / 0	2.3	63
KPL102	Sea Lion	2-12	1'7"	2'10"	168	13'2" x 15'1"	0.19 / 0	2.3	63
KPL103	Kangaroo	2-12	1'7"	2'8"	168	13'2" x 15'1"	0.19 / 0	2.3	63
KPL104	Puma	2-12	1'7"	2'4"	168	13'2" x 15'1"	0.19 / 0	2.3	63
KPL119	Single Springer	2-5	1'7"	2'5"	155	14'9" x 13'2"	0.22 / 0	1.7	62
KPL121	Double Springer, Two Seats	2-5	1'3"	2'2"	170	15'2" x 13'2"	0.22 / 0	2.4	94

# SPRINGERS



Stinger  
ELE400020



Water Lilies  
M175



Racer  
ELE400002



Dolphin, Double  
PCM104



Dolphin  
PCM103



Horse  
PCM105



Horse, Double  
PCM106

## PRODUCT INFORMATION

Product number	Product name	Age (years)	Fall height (ft & in)	Total height (ft & in)	Use zone (ft <sup>2</sup> )	Use zone dimensions (ft & in x ft & in)	Excavation /Concrete (yd <sup>3</sup> )	Installation (hours)	Shipment weight (lbs)
ELE400002	Racer (QS)	2-5	1'5"	2'3"	152.8	14'4" x 13'3"	0.25 / 0	1.4	79
ELE400020	Stinger	2-5	1'5"	2'3"	154.1	14'6" x 13'2"	0.25 / 0	1.6	75
M175	Water Lilies	2-5	1'8"	2'0"	191.6	15'5" x 15'5"	0.25 / 0	3	110
PCM103	Dolphin	2-5	1'4"	2'5"	170	13'2" x 15'3"	0.22 / 0	2.1	63
PCM104	Dolphin, Double	2-5	1'4"	2'5"	190	14'6" x 15'3"	0.43 / 0	2.8	124
PCM105	Horse	2-5	1'4"	2'5"	170	13'2" x 15'3"	0.22 / 0	2.1	63
PCM106	Horse, Double	2-5	1'4"	2'4"	190	14'6" x 15'3"	0.35 / 0	2.8	124



Shark  
PCM102



Fairytale Dog  
M173



Cat  
M177



Swan  
M174



Crazy Daisy  
M128

## PRODUCT INFORMATION

Product number	Product name	Age (years)	Fall height (ft & in)	Total height (ft & in)	Use zone (ft <sup>2</sup> )	Use zone dimensions (ft & in x ft & in)	Excavation /Concrete (yd <sup>3</sup> )	Installation (hours)	Shipment weight (lbs)
PCM102	Shark	2-5	1'4"	3'1"	170	13'2" x 15'3"	0.22 / 0	1.4	89
M173	Fairytale Dog	2-5	1'6"	2'7"	156.1	13'2" x 15'1"	0.25 / 0	2.6	69
M174	Swan	2-5	1'6"	2'7"	167.9	13'11" x 14'6"	0.25 / 0	3.2	104
M177	Cat	2-5	1'3"	2'7"	150.7	13'4" x 13'8"	0.2 / 0	2.3	77
M128	Crazy Daisy (QS)	2-5	1'11"	2'0"	183.5	15'3" x 15'3"	0.25 / 0	1.1	108

# SEESAWS

## The fun thrill of rocking

What's better than rocking? Rocking with a friend! KOMPAN's seesaws add a social dimension to the joy of rocking. Children can rock together and develop their social skills, either in pairs, or in larger groups.

Rocking on a seesaw trains children's muscles and motor skills, their balance, and coordination. The fun thrill of rocking individually, in small or in big groups, will make children return for more.

The spacious design and sturdy back and foot support allow many children of all abilities to play together. The thrill seekers can securely stand on the middle platform and sense the risk and the movement of the others. The spacious platform also encourages socializing and allows children to lie or sit down. There is enough room for caregivers too.



Albatross  
M143



Horse Seesaw  
M182



Octopus Seesaw  
M181



Motorcycle Seesaw  
M183



## PRODUCT INFORMATION

Product number	Product name	Age (years)	Fall height (ft & in)	Total height (ft & in)	Use zone (ft <sup>2</sup> )	Use zone dimensions (ft & in x ft & in)	Excavation /Concrete (yd <sup>3</sup> )	Installation (hours)	Shipment weight (lbs)
M143	Albatross (QS)	2-12	3'3"	3'0"	275.2	15'10" x 22'3"	0.55 / 0	4.4	279
M182	Horse Seesaw	2-12	3'3"	3'1"	254	13'2" x 22'2"	0.56 / 0	4.3	352
M183	Motorcycle Seesaw	2-12	3'3"	2'8"	320.8	15'9" x 24'2"	0.55 / 0	4.7	386
M181	Octopus Seesaw	2-12	3'3"	3'3"	272.4	14'10" x 22'2"	0.55 / 0	4.9	406







Hopper  
ELE400022




Blazer  
ELE400021



Home Seesaw  
M186



Ocean Multi Seesaw  
M187



Fairytale Multi Seesaw  
M176

## PRODUCT INFORMATION

Product number	Product name	Age (years)	Fall height (ft & in)	Total height (ft & in)	Use zone (ft <sup>2</sup> )	Use zone dimensions (ft & in x ft & in)	Excavation /Concrete (yd <sup>3</sup> )	Installation (hours)	Shipment weight (lbs)
ELE400022	Hopper (QS)	2-5	3'3"	2'8"	278	22'8" x 15'	0.66 / 0	3.9	395
ELE400021	Blazer (QS)	2-5	3'3"	2'7"	276.5	18'8" x 19'7"	0.86 / 0	4	437
M186	Home Seesaw (QS)	2-12	3'3"	3'3"	360.6	17'2" x 22'9"	0.55 / 0	9.9	708
M187	Ocean Multi Seesaw	2-12	3'3"	3'3"	360.6	17'2" x 22'9"	1.32 / 0	10.3	739
M176	Fairytale Multi Seesaw	2-5	3'3"	3'3"	350.9	17'2" x 22'3"	0.2 / 0	8.3	641

# SAND & WATER PLAY

## A vital part of a child's creative and cognitive development

We all know the sensory feeling of sand drizzling between our fingers. Why? Because we've done it so many times as children. Sand and water simply fascinate children and they can spend hours here, fully absorbed in play.

Besides being fun, playing with sand and water has a huge developmental impact on a child. Constructing things in sand, for example, gives a child a sense of success and stimulates his/her creativity.

KOMPAN's sand and water stations encourage children to play together. They learn to take turns and observe how their peers unfold their creativity. KOMPAN's sand and water stations come in many shapes and sizes – common for all of them is an appealing look that awakens the curiosity in children.



Mermaid's Fountain  
M590



Sand & Water Work Station  
MSC5419



Dolphin Work station  
MSC5425



Fountain  
M593



Waterfall & Chain  
M591



Flower Table  
KPL503

## PRODUCT INFORMATION

Product number	Product name	Age (years)	Fall height (ft & in)	Total height (ft & in)	Use zone (ft <sup>2</sup> )	Use zone dimensions (ft & in x ft & in)	Excavation /Concrete (yd <sup>3</sup> )	Installation (hours)	Shipment weight (lbs)
M590	Mermaid's Fountain	2-5	-	5'3"	-	5' x 7'	0.56 / 0	7.3	407
MSC5419	Sand & Water Work Station	6m-4	1'7"	4'2"	-	7'8" x 4'5"	0.31 / 0	5.5	158
MSC5425	Dolphin Work station	2-5	1'7"	4'5"	-	7'7" x 3'9"	0.36 / 0	5	162
M593	Fountain	2-5	-	2'8"	-	1' x 10"	0.3 / 0	1.5	49
M591	Waterfall & Chain	2-5	-	5'3"	-	11'9" x 10'2"	1.24 / 0	7.6	557
KPL503	Flower Table	2-5	-	2'	-	1'5" x 1'6"	0.16 / 0	1.4	32



Sandpit 5 Edge  
M512



Starfish  
M584



Rotating Table  
M571



Sandpit  
BASIC550



Sandworks  
M582

## PRODUCT INFORMATION

Product number	Product name	Age (years)	Fall height (ft & in)	Total height (ft & in)	Use zone (ft <sup>2</sup> )	Use zone dimensions (ft & in x ft & in)	Excavation /Concrete (yd <sup>3</sup> )	Installation (hours)	Shipment weight (lbs)
M584	Starfish	2-5	-	1'10"	-	2'6" x 2'5"	0.3 / 0	1.4	38
M571	Rotating Table (QS)	2-5	-	2'1"	-	2' x 2'	0.25 / 0	0.5	73
M512	Sandpit 5 Edge (QS)	2-5	1'	1'	-	7'4" x 7'	0.39 / 0	2.9	140
BASIC550	Sandpit	2-5	1'	1'	-	9'1" x 5'1"	0.61 / 0	3.5	202
M582	Sandworks	2-5	3'	8'7"	376.2	22'4" x 23'	0.58 / 0	18.4	1,292

# PLAYHOUSES & THEMED PLAY

## Familiar, child-sized spaces in a big world

With its child-scale size, KOMPAN's open playhouses are a strong play motivator for the youngest. The open ends and walls widen the play space, making room for many children playing together from both the inside and the outside. KOMPAN's themed play elements encourage dramatic play in children, which again stimulates the child's language development and cognition.



Red House  
M7000



Toddler Garden House  
M410



Toddler Flower House  
M411



Crocodile Bench  
M243



Toddler Train  
M536



Toddler Train Carriage  
M537



Jumbo Bench  
M240

## PRODUCT INFORMATION


Product number	Product name	Age (years)	Fall height (ft & in)	Total height (ft & in)	Use zone (ft <sup>2</sup> )	Use zone dimensions (ft & in x ft & in)	Excavation /Concrete (yd <sup>3</sup> )	Installation (hours)	Shipment weight (lbs)
M7000	Red House (QS)	2-5	1'	4'9"	243.3	18'1" x 16'4"	0.28 / 0	7.5	452
M410	Toddler Garden House	6m-4	1'	3'11"	230.4	16'7" x 15'10"	0.11 / 0	5.8	338
M411	Toddler Flower House	6m-4	1'	3'1"	230.4	16'7" x 15'10"	0.11 / 0	5.6	343
M243	Crocodile Bench	2-5	1'1"	2'2"	-	2'4" x 7'5"	0.12 / 0	2.5	94
M536	Toddler Train	6m-4	1'7"	4'3"	213.1	16'7" x 15'	0.12 / 0	5.3	299
M537	Toddler Train Carriage	6m-4	1'7"	4'4"	194.8	15'2" x 15'2"	0.12 / 0	5	327
M240	Jumbo Bench	2-5	1'2"	3'1"	262	19'11" x 16'2"	0.16 / 0	4.4	354



Orient Express  
M241



Pullman Bench  
M242



Mars Rover  
GSP0008



Steam Engine  
M525



Railway Carriage  
M526

ADD TRAIN  
COUPLING



Truck  
KPL502



Climby Shifter  
M7021



Train Coupling  
M529



Truck  
M534



Fire Engine  
M535



Mini Car  
M531

## PRODUCT INFORMATION

Product number	Product name	Age (years)	Fall height (ft & in)	Total height (ft & in)	Use zone (ft <sup>2</sup> )	Use zone dimensions (ft & in x ft & in)	Excavation /Concrete (yd <sup>3</sup> )	Installation (hours)	Shipment weight (lbs)
M241	Orient Express	2-5	1'2"	3'1"	197	16' x 14'4"	0.16 / 0	3.6	227
M242	Pullman Bench	2-5	1'2"	3'1"	199	16'4" x 14'4"	0.16 / 0	3.6	226
GSP0008	Mars Rover	2-5	2'4"	4'	247.6	18'1" x 15'5"	0.71 / 0	7.5	532
M525	Steam Engine (QS)	2-5	1'1"	5'5"	29.1	21'6" x 16'	0.57 / 0	10.3	824
M526	Railway Carriage	2-5	1'1"	5'5"	317.7	21'9" x 16'	0.57 / 0	12.4	962
M529	Train Coupling	2-5	1'1"	1'1"	149.7	13'10" x 13'10"	0.15 / 0	1.4	36
KPL502	Truck	2-5	1'9"	4'3"	216.4	16'5" x 15'4"	0.2 / 0	6.1	307
M531	Mini Car	2-5	1'6"	3'3"	243.3	15'5" x 17'9"	0.2 / 0	5.6	456
M534	Truck	2-5	3'	6'3"	351.2	17'1" x 20'11"	0.79 / 0	12.6	902
M535	Fire Engine	2-5	3'	6'3"	351.2	15'6" x 21'	0.79 / 0	15.9	1,094
M7021	Climby Shifter	2-5	4'7"	7'1"	278.6	17'11" x 20'1"	1.43 / 0.24	8.6	612

# TODDLER EQUIPMENT

## A happy toddler is a stimulated toddler

The happiest toddlers are those who are stimulated and face age-appropriate challenges. With KOMPAN's toddler equipment, there's something for even the most energetic of toddlers and their developmental needs.

The playful designs draw on familiar connotations and invite the children to dramatic developmental play. Whether climbing the tallest giraffe or driving a pretend car, the KOMPAN toddler universe gently stimulates and guides toddlers on their way to understanding the world around them.



Forest Giraffe  
MSC5416



Double House  
MSC5415



Double Car  
MSC5414



Toddler Spica  
M191



Sunflower  
M951



Little Duckling  
M188




Little Elephant  
M189

## PRODUCT INFORMATION

Product number	Product name	Age (years)	Fall height (ft & in)	Total height (ft & in)	Use zone (ft <sup>2</sup> )	Use zone dimensions (ft & in x ft & in)	Excavation /Concrete (yd <sup>3</sup> )	Installation (hours)	Shipment weight (lbs)
MSC5416	Forest Giraffe (QS)	6m-4	1'10"	4'6"	242.2	17'11" x 15'10"	0.28 / 0	7.6	316
MSC5415	Double House	6m-4	8"	4'7"	-	6'4" x 3'9"	0.28 / 0	8.1	373
MSC5414	Double Car	6m-4	1'	3'11"	-	6'2" x 3'9"	0.28 / 0	7.7	317
M191	Toddler Spica (QS)	6m-4	2'	2'10"	143.2	13'6" x 13'6"	0.39 / 0.27	1.8	71
M951	Sunflower (QS)	6-23m	2'8"	4'8"	171	9'8" x 15'7"	0.59 / 0.33	3.3	113
M188	Little Duckling	6m-2	1'1"	1'11"	145.3	12'11" x 14'2"	0.15 / 0	2.2	47
M189	Little Elephant	6m-4	1'3"	2'10"	153.9	13'4" x 14'8"	0.15 / 0	2.6	66



Daisy Desk with Seats  
M261




Lucky Clover  
M259



Daisy Desk with Bowl  
M26003



Sandpit with Facade  
MSC541801




Double Sandbox with Facade  
MSC541803



Billy Goat Gruff  
M620



Magic Bush  
MSC5407




Elephant  
MSC5420

## PRODUCT INFORMATION

Product number	Product name	Age (years)	Fall height (ft & in)	Total height (ft & in)	Use zone (ft <sup>2</sup> )	Use zone dimensions (ft & in x ft & in)	Excavation /Concrete (yd <sup>3</sup> )	Installation (hours)	Shipment weight (lbs)
M261	Daisy Desk with Seats (QS)	6m-4	-	1'4"	-	4'8" x 4'3"	0.3 / 0	2.6	105
M259	Lucky Clover	6m-4	-	8"	-	- x 1'5"	0.05 / 0	1.2	18
M26003	Daisy Desk with Bowl	6m-4	-	1'3"	-	- x 3'3"	0.13 / 0	1.8	62
MSC541801	Sandpit with Facade	6m-4	11"	4'4"	-	5'11" x 4'7"	0.35 / 0	6.9	232
MSC541803	Double Sandbox with Facade	6m-4	11"	4'4"	-	5'11" x 8'2"	0.52 / 0	9.1	346
M620	Billy Goat Gruff	6m-4	1'5"	3'2"	184	13'6" x 16'1"	0.19 / 0	3.6	150
MSC5420	Elephant	6m-4	1'	4'7"	-	6'2" x 2'6"	0.17 / 0	4.2	126
MSC5407	Magic Bush	6m-4	-	3'11"	-	6'1" x 2'10"	0.2 / 0	4.8	120


# TODDLER EQUIPMENT



Creative Workshop  
MSC5408



Toddler Carousel 7.5 ft  
PCM154



Talk & Tumble Counter  
PCM0001



Cloud Climber  
MSC5401



Caterpillar  
MSC5406

FOR  
SUPERVISED  
AREAS ONLY



Mini Hammock  
PCM804



Tick-Tock  
M631



## PRODUCT INFORMATION

Product number	Product name	Age (years)	Fall height (ft & in)	Total height (ft & in)	Use zone (ft <sup>2</sup> )	Use zone dimensions (ft & in x ft & in)	Excavation /Concrete (yd <sup>3</sup> )	Installation (hours)	Shipment weight (lbs)
MSC5408	Creative Workshop	6m-4	-	4'1"	-	5'9" x 2'8"	0.17 / 0	4.9	108
PCM0001	Talk & Tumble Counter	6m-4	1'	2'6"	169	15'11" x 13'5"	0.06 / 0	2.8	75
PCM154	Toddler Carousel 7.5 ft	2-5	7'0"	7'9"	796.5	31'10" x 31'10"	0.66 / 0.38	5	516
MSC5401	Cloud Climber	2-5	2'4"	4'1"	197	17'5" x 14'6"	0.17 / 0	3.2	65
MSC5406	Caterpillar	6m-4	-	3'	-	3'11" x 6"	0.14 / 0	2.9	61
PCM804	Mini Hammock	2-5	9"	2'6"	166	15'11" x 13'4"	0.09 / 0.03	2.7	69
M631	Tick-Tock	6m-4	-	2'	-	2'2" x 1'9"	0.3 / 0	1.8	46





Peekaboo Tunnel  
PCM0029



Garden Table  
M230



Fence  
MSC5404

FOR  
SUPERVISED  
AREAS ONLY



Labyrinth, 2 Rooms  
M63272



Labyrinth, 3 Rooms  
M63273



Labyrinth, 4 Rooms  
M63274

## PRODUCT INFORMATION

Product number	Product name	Age (years)	Fall height (ft & in)	Total height (ft & in)	Use zone (ft <sup>2</sup> )	Use zone dimensions (ft & in x ft & in)	Excavation /Concrete (yd <sup>3</sup> )	Installation (hours)	Shipment weight (lbs)
PCM0029	Peekaboo Tunnel	2-12	6"	3'3"	225	14'10" x 17'2"	0.1 / 0	4.3	202
M230	Garden Table (QS)	2-5	-	1'9"	-	4'3" x 5'1"	0.06 / 0	3.5	173
MSC5404	Fence	6m-4	-	2'4"	-	3'9" x 2"	0.14 / 0	2.2	44
M63272	Labyrinth, 2 Rooms	6m-4	11"	4'6"	244.3	18'1" x 15'10"	0.05 / 0	6.8	412
M63273	Labyrinth, 3 Rooms	6m-4	11"	4'6"	300.3	21'10" x 15'9"	0.05 / 0	9.5	618
M63274	Labyrinth, 4 Rooms	6m-4	11"	4'6"	298.2	18'9" x 18'1"	0.05 / 0	10.3	637

# TODDLER STATIONS

## Themed play stations for learning

KOMPAN's toddler stations interpret real life environments in an age-appropriate size and scale. The familiar environments (e.g. home and garden) give the young child an important sense of belonging and an understanding of his or her place in the world. The play panels stimulate the child's creative and cognitive skills and the opportunity to play from all sides allows children to play side by side.

The toddler stations are placed on top of the surface without supports in the ground making it an extremely flexible solution to move around. Place it inside or outside. It's your choice.



Service & Workshop  
MSV602



Steep Slope  
MSV606



Low Slope  
MSV605

## PRODUCT INFORMATION

All products for supervised areas only

Product number	Product name	Age (years)	Fall height (ft & in)	Total height (ft & in)	Use zone (ft <sup>2</sup> )	Use zone dimensions (ft & in x ft & in)	Excavation /Concrete (yd <sup>3</sup> )	Installation (hours)	Shipment weight (lbs)
MSV602	Service & Workshop	6m-4	-	4'	-	4'10" x 3'11"	0 / 0	6.1	115
MSV606	Steep Slope	6m-4	1'4"	1'8"	187.4	15'11" x 13'10"	0 / 0	3.5	65
MSV605	Low Slope	6m-4	1'1"	1'3"	187.3	15'11" x 13'10"	0 / 0	3.4	49



Shop & Kitchen  
MSV603



Home & Garden  
MSV601



Green House & Florist  
MSV604



Play Chair, Red  
MSV201



Play Chair, Yellow  
MSV201

**PRODUCT INFORMATION**

All products for supervised areas only

Product number	Product name	Age (years)	Fall height (ft & in)	Total height (ft & in)	Use zone (ft <sup>2</sup> )	Use zone dimensions (ft & in x ft & in)	Excavation /Concrete (yd <sup>3</sup> )	Installation (hours)	Shipment weight (lbs)
MSV603	Shop & Kitchen	6m-4	-	4'	-	4'9" x 3'11"	0 / 0	6.3	107
MSV601	Home & Garden	6m-4	-	4'	-	5' x 3'11"	0 / 0	5.9	102
MSV604	Green House & Florist	6m-4	-	4'	-	4'10" x 3'11"	0 / 0	5.1	114
MSV201	Play Chair, Red	6m-4	-	1'	-	1' x 1'4"	0 / 0	0.6	9
MSV201	Play Chair, Yellow	6m-4	-	1'	-	1' x 1'4"	0 / 0	0.6	9

# MUSIC & LEARNING EQUIPMENT


## That little extra for fun and for learning

In free play, children learn by following their natural instinct to play and thereby develop fundamental human skills.


With KOMPAN's musical and educational equipment, you can add an extra dimension to learning through play. The panels can guide you towards specific learning topics for your child.

The panels allow adults to join the play and guide children towards learning new things: drawing on the chalk boards or playing together on the music panels.

KOMPAN's musical and educational panels allow you to design your own learning area that fits your vision.



Manipulative Play Panel  
PCM0006



Music Play Panel  
PCM0007

## PRODUCT INFORMATION

Product number	Product name	Age (years)	Fall height (ft & in)	Total height (ft & in)	Use zone (ft <sup>2</sup> )	Use zone dimensions (ft & in x ft & in)	Excavation /Concrete (yd <sup>3</sup> )	Installation (hours)	Shipment weight (lbs)
PCM0006	Manipulative Play Panel (QS)	6m-5	-	2'6"	-	4' x 11"	0.06 / 0	3.3	81
PCM0007	Music Play Panel (QS)	2-8	-	2'6"	-	4' x 5"	0.06 / 0	2.2	88



Chalk Board, Large  
PCM0012



Magnetic White Board  
PCM0013

## PRODUCT INFORMATION

Product number	Product name	Age (years)	Fall height (ft & in)	Total height (ft & in)	Use zone (ft <sup>2</sup> )	Use zone dimensions (ft & in x ft & in)	Excavation /Concrete (yd <sup>3</sup> )	Installation (hours)	Shipment weight (lbs)
PCM0012	Chalk Board, Large	2-8	-	-	-	- x -	0.07 / 0	2.8	157
PCM0013	Magnetic White Board	2-8	-	-	-	- x -	0.07 / 0	2.8	157

# ZIPLINES

## The king of fun, thrill, and action

The line for the zipline is always long! Whether you're 5 or 12, the zipline is just great fun.

Besides being fun, the zipline teaches children several important lessons and skills. When playing on the zipline, children are forced to acknowledge and interact with each other. They learn to wait for their turn and hand over the seat to the next in line.

Who gets to the end first?! KOMPAN's double zipline encourages children to be social and have fun together. Besides being fun, the zipline also holds an aspect of competition. Learning to win and lose in a good manner are important skills for children to master.



Zipline Start Platform  
**PCM1024**



Double Zipline, Flat  
**M88102**



Double Zipline, Slope  
**M88101**

## PRODUCT INFORMATION

Product number	Product name	Age (years)	Fall height (ft & in)	Total height (ft & in)	Use zone (ft <sup>2</sup> )	Use zone dimensions (ft & in x ft & in)	Excavation /Concrete (yd <sup>3</sup> )	Installation (hours)	Shipment weight (lbs)
<b>PCM1024</b>	Zipline Start Platform	5-12	2'11"	6'7"	316	15'11" x 22'5"	0.27 / 0	6.6	509
<b>M88102</b>	Double Zipline, Flat	5-12	3'3"	13'	2,626	122'3" x 30'5"	16.06 / 5.17	18.4	1,696
<b>M88101</b>	Double Zipline, Slope	5-12	3'3"	9'9"	2,549	121' x 28'6"	15.39 / 4.96	17.7	1,549



Zipline, Flat  
M87202



Zipline, Slope  
M87201

## PRODUCT INFORMATION

Product number	Product name	Age (years)	Fall height (ft & in)	Total height (ft & in)	Use zone (ft <sup>2</sup> )	Use zone dimensions (ft & in x ft & in)	Excavation /Concrete (yd <sup>3</sup> )	Installation (hours)	Shipment weight (lbs)
M87202	Zipline, Flat	5-12	3'3"	12'11"	1,165	120'11" x 21'10"	5.12 / 2.01	10.5	870
M87201	Zipline, Slope	5-12	3'3"	9'8"	1,165	120'11" x 21'10"	5.12 / 2.01	10.2	791

# PORTAL SWINGS

## Swings children keep coming back to

Of all play activities, swinging is a favorite. Whether it's for a quiet moment alone on the swing or being wild in a group of friends, children just love it!

Apart from being great fun, swinging trains the children's agility, balance and coordination, as well as their spatial awareness. These motor skills are crucial to being able to judge distances and navigate traffic safely.

KOMPAN's portal swings have a stylish look with a powder-coated frame and galvanized top bar.



Swing H=8ft, 3ft Shell  
KSW92009



Swing H=8ft  
KSW92003



Swing H=8ft, 3ft Shell  
KSW92007

## PRODUCT INFORMATION

Product number	Product name	Age (years)	Fall height (ft & in)	Total height (ft & in)	Use zone (ft <sup>2</sup> )	Use zone dimensions (ft & in x ft & in)	Excavation /Concrete (yd <sup>3</sup> )	Installation (hours)	Shipment weight (lbs)
KSW92009	Swing H=8ft, 3ft Shell (QS)	2-12	7'9"	8'4"	849	33'11" x 31'8"	2.2 / 0	7	642
KSW92010	Swing H=8ft, 3ft Shell, Antiwrap	2-12	7'9"	8'4"	849	33'11" x 31'8"	2.2 / 0	7.3	642
KSW92011	Swing H=8ft, 3ft Rope (QS)	2-12	7'9"	8'4"	849	33'11" x 31'8"	2.2 / 0	7.5	664
KSW92012	Swing H=8ft, 3ft Rope, Antiwrap	2-12	7'9"	8'4"	849	33'11" x 31'8"	2.2 / 0	7.4	697
KSW92001	Swing H=7ft (QS)	2-12	6'3"	6'9"	466	23'10" x 25'1"	1.46 / 0	4.7	400
KSW92002	Swing H=7ft, Antiwrap	2-12	6'3"	6'9"	466	23'10" x 25'1"	1.46 / 0	4.1	346
KSW92003	Swing H=8ft (QS)	2-12	7'11"	8'4"	546	23'10" x 31'8"	1.46 / 0	4.9	424
KSW92004	Swing H=8ft, Antiwrap	2-12	7'11"	8'4"	546	23'10" x 31'8"	1.46 / 0	4.3	438
KSW92005	Swing H=10ft	2-12	9'7"	10'	627	23'10" x 38'2"	1.46 / 0	4.9	387
KSW92006	Swing H=10ft, Antiwrap	2-12	9'7"	10'	627	23'10" x 38'2"	1.46 / 0	5.1	414
KSW92007	Swing H=8ft, 3ft Shell (QS)	2-12	7'9"	8'4"	493	22'6" x 30'11"	1.46 / 0	4.3	444
KSW92008	Swing H=8ft, 3ft Rope (QS)	2-12	7'9"	8'4"	493	22'6" x 30'11"	1.46 / 0	4.5	465





Swing 1-Seat frame, H=8ft  
**KSW921**



Swing 2-Seat frame, H=8ft  
**KSW922**



Swing 3-Seat frame, H=8ft  
**KSW923**



Swing 4-Seat frame, H=8ft  
**KSW924**



Swing 5-Seat frame, H=8ft  
**KSW925**



Swing 6-Seat frame, H=8ft  
**KSW926**

## PRODUCT INFORMATION

Product number	Product name	Age (years)	Fall height (ft & in)	Total height (ft & in)	Use zone (ft <sup>2</sup> )	Use zone dimensions (ft & in x ft & in)	Excavation /Concrete (yd <sup>3</sup> )	Installation (hours)	Shipment weight (lbs)
<b>KSW921</b>	Swing 1-Seat frame, H=8ft	2-12	-	8'5"	316	19'7" x 18'	1.46 / 0	4.4	303
<b>KSW922</b>	Swing 2-Seat frame, H=8ft (QS)	2-12	-	8'5"	373	23'10" x 18'	1.46 / 0	4.7	333
<b>KSW923</b>	Swing 3-Seat frame, H=8ft	2-12	-	8'5"	498	31'1" x 18'	2.2 / 0	6.6	514
<b>KSW924</b>	Swing 4-Seat frame, H=8ft (QS)	2-12	-	8'5"	555	35'4" x 18'	2.2 / 0	7	544
<b>KSW925</b>	Swing 5-Seat frame, H=8ft	2-12	-	8'5"	680	42'7" x 18'	2.93 / 0	8.9	724
<b>KSW926</b>	Swing 6-Seat frame, H=8ft	2-12	-	8'5"	738	46'9" x 18'	2.93 / 0	9.3	754
<b>KSW928</b>	Swing 8-Seat frame, H=8ft	2-12	-	8'5"	919	58'3" x 18'	3.44 / 0	11.6	964
<b>KSW9210</b>	Swing 10-Seat frame, H=8ft	2-12	-	8'5"	2,166	69'9" x 18'	4.13 / 0	13.9	1,175
<b>KSW9112</b>	Swing 12-Seat frame, H=8ft	2-12	-	8'5"	1,281	81'3" x 18'	4.82 / 0	16.2	1,385

# SWING SEATS & SPECIALS

## A swing for every need and ability

Whether it's for a baby on the baby swing, a toddler on the self-starter swing, or pre-teens on the Bird's Nest Swing, KOMPAN's assortment of swings offers a swinging experience for everyone. Children can even share the experience on KOMPAN'S new Cocowave Pendulum Swing.



H=8ft, Stainless  
SW990011



Toddler Seat, H=8 ft  
SW990031



Baby Seat, H=7 ft  
SW990022




Shell Nest, 47in, H=8 ft  
SW990091



Rope Nest, 47in, H=8 ft  
SW990111

## PRODUCT INFORMATION

Product number	Product name	Age (years)	Fall height (ft & in)	Total height (ft & in)	Use zone (ft <sup>2</sup> )	Use zone dimensions (ft & in x ft & in)	Excavation /Concrete (yd <sup>3</sup> )	Installation (hours)	Shipment weight (lbs)
SW990010	H=7ft, Stainless (QS)	2+	-	-	-	- x -	0 / 0	0.1	12
SW990010	H=7ft, Galvanized (QS)	2+	-	-	-	- x -	0 / 0	0.1	12
SW990011	H=8ft, Stainless (QS)	2+	-	-	-	- x -	0 / 0	0.1	13
SW990011	H=8ft, Galvanized (QS)	2+	-	-	-	- x -	0 / 0	0.1	13
SW990012	H=10ft, Stainless (QS)	2+	-	-	-	- x -	0 / 0	0.1	17
SW990012	H=10ft, Galvanized (QS)	2+	-	-	-	- x -	0 / 0	0.1	13
SW990030	Toddler Seat, H=7 ft (QS)	1+	-	-	-	- x -	0 / 0	1.3	63
SW990031	Toddler Seat, H=8 ft (QS)	1+	-	-	-	- x -	0 / 0	1.3	49
SW990022	Baby Seat, H=7 ft (QS)	1+	-	-	-	- x -	0 / 0	0.1	12
SW990023	Baby Seat, H=8 ft (QS)	1+	-	-	-	- x -	0 / 0	0.1	14
SW990081	Shell Nest, 39in, H=8 ft (QS)	4+	-	-	-	- x -	0 / 0	0.3	47
SW990091	Shell Nest, 47in, H=8 ft (QS)	4+	-	-	-	- x -	0 / 0	0.5	73
SW990101	Rope Nest, 39in, H=8 ft (QS)	4+	-	-	-	- x -	0 / 0	0.5	69
SW990111	Rope Nest, 47in, H=8 ft (QS)	4+	-	-	-	- x -	0 / 0	0.5	83



Cocowave Pendulum Swing  
M984

## PRODUCT INFORMATION

Product number	Product name	Age (years)	Fall height (ft & in)	Total height (ft & in)	Use zone (ft <sup>2</sup> )	Use zone dimensions (ft & in x ft & in)	Excavation /Concrete (yd <sup>3</sup> )	Installation (hours)	Shipment weight (lbs)
M984	Cocowave Pendulum Swing	5-12	97"	11'11"	692	39'9" x 20'10"	2.71 / 1.46	9.6	1,277

# FLEXIBILITY

TO PLAY IT YOUR WAY...

## CHAIN OPTIONS:

- Hot dip galvanized
- Stainless steel

## PORTAL

- H: 6 feet 7 inches
- H: 8 feet
- H: 9 feet 10 inches

## ANCHORING OPTIONS:

- Surface with expansion bolts
- Steel in-ground in different depths

PRODUCT CONFIGURATOR  
www.kompan.us



#### SWING HANGERS:

- Standard suspension
- Anti-wrap suspension

#### POST OPTIONS:

- Hot dip galvanized steel
- Anthracite grey powder coated
- Red powder coated



## MORE OPTIONS



All ages and toddler



Rope and shell Bird's Nest seats



Choose between 3 different heights  
6 feet 7 inches / 8 feet / 9 feet 10 inches



Create your own swing set with immediate visualizations

## FURTHER INFORMATION

Contact us for more information on the range of options for configurable playground equipment.

Please note that prices and delivery terms depend on specified configurations.



# COROCORD™ ROPE PLAYGROUNDS



# COROCORD™ SKY PLAY

## Reach for the stars

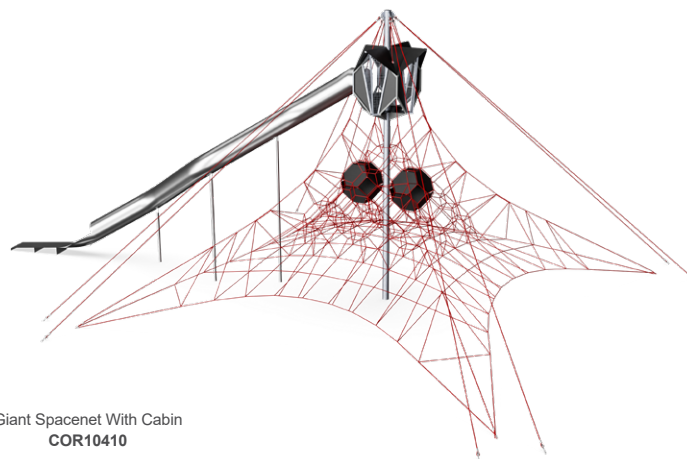
A Sky Play structure is an entire play-ground in one play structure. It stands out as a unique landmark and draws attention from everyone around it.

The route to the sky cabin starts with an imposing climbing net. A three-dimensional universe then unfolds, revealing endless play possibilities that keep children playing for hours.

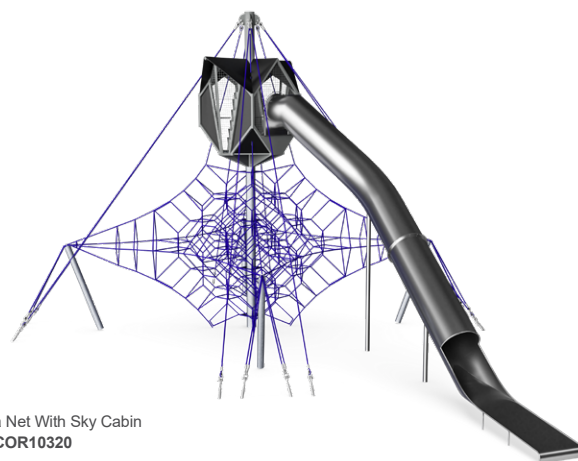
At the top of the structures, the adventurous sky cabins await. Here children can climb to safety and get a sense of achievement and self-confidence.



Tree Top Walk  
COR10470



Giant Spacenet With Cabin  
COR10410



Large Octa Net With Sky Cabin  
COR10320

## PRODUCT INFORMATION

Product number	Product name	Age (years)	Fall height (ft & in)	Total height (ft & in)	Use zone (ft <sup>2</sup> )	Use zone dimensions (ft & in x ft & in)	Excavation /Concrete (yd <sup>3</sup> )	Installation (hours)	Shipment weight (lbs)
COR10470	Tree Top Walk	5-12	6'2"	27'6"	1,545	58'10" x 59'10"	24.59 / 24.59	172	17,199
COR10410	Giant Spacenet With Cabin	5-12	8'6"	32'8"	3,798	96'4" x 72'9"	23.15 / 23.15	92	8,113
COR10320	Large Octa Net With Sky Cabin	5-12	7'5"	23'11"	1,683	60'2" x 42'9"	14.39 / 14.39	92	8,356





Customized configuration, contact us for more details.



Sky Walk  
COR10330

## PRODUCT INFORMATION

Product number	Product name	Age (years)	Fall height (ft & in)	Total height (ft & in)	Use zone (ft <sup>2</sup> )	Use zone dimensions (ft & in x ft & in)	Excavation /Concrete (yd <sup>3</sup> )	Installation (hours)	Shipment weight (lbs)
COR10330	Sky Walk	5-12	8'6"	29'10"	3,651	90'7" x 90'0"	52.06 / 52.06	229	20,558

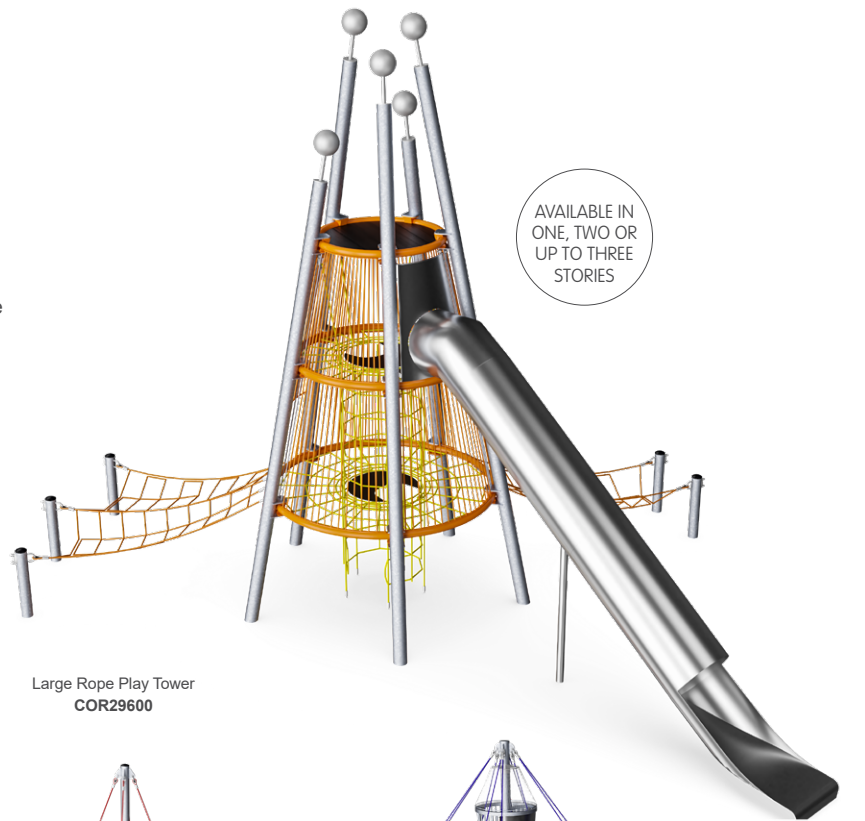
# COROCORD™ PLAY TOWERS

## Play your way to the top

Corocord Play Towers offer so many ways to get to the top. Children get the freedom to pave their own way in a manner suitable for their age and abilities. The net structures challenge the children's cross-coordination skills as well as their physical strength. While climbing to the top, children are offered many breaks along the way to say hi to a friend or help each other.

Corocord Play Towers leave a very small footprint on the ground but a very large one on the children.

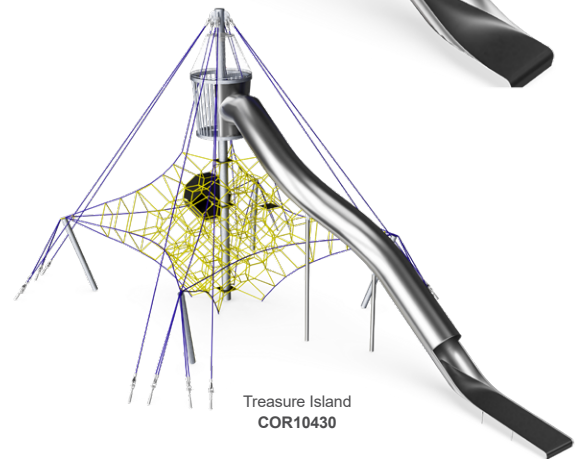
Going up, the sculptures are packed with surprises and play activities. Each level offers a new colorful world of play and different climbing challenges need to be solved on the way to the top.



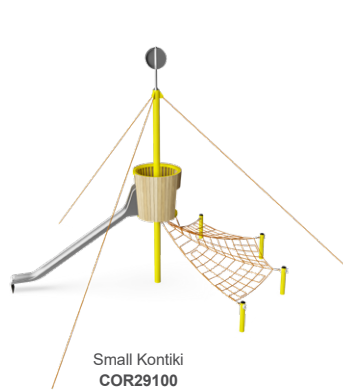
Large Rope Play Tower  
COR29600



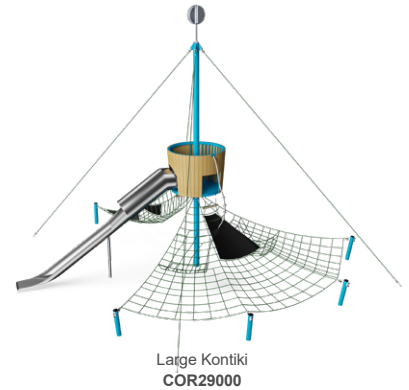
Small Lookout  
COR26101



Treasure Island  
COR10430




Small Kontiki  
COR29100



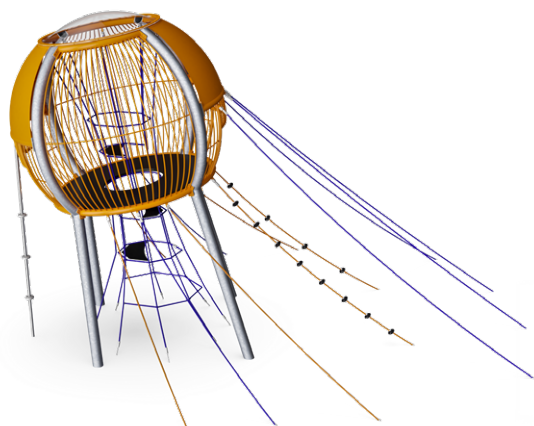
Large Kontiki  
COR29000

## PRODUCT INFORMATION

Product number	Product name	Age (years)	Fall height (ft & in)	Total height (ft & in)	Use zone (ft <sup>2</sup> )	Use zone dimensions (ft & in x ft & in)	Excavation /Concrete (yd <sup>3</sup> )	Installation (hours)	Shipment weight (lbs)
COR29500	Small Rope Play Tower	5-12	8'10"	21'4"	602	39'7" x 19'9"	8.24 / 8.24	42.9	4,674
COR29600	Large Rope Play Tower	5-12	4'11"	24'11"	1,011	42'4" x 40'10"	17.13 / 17.13	51.5	8,201
COR29700	Giant Rope Play Tower	5-12	4'11"	30'0"	1,158	46'9" x 40'2"	17.13 / 17.13	103	8,058
COR26101	Small Lookout	5-12	9'10"	20'8"	658	28'10" x 25'1"	9.02 / 9.02	11.4	1,301
COR10430	Treasure Island	5-12	7'5"	23'11"	1,678	60'10" x 42'10"	14.26 / 14.26	85.8	6,768
COR29100	Small Kontiki	5-12	7'10"	25'4"	1,359	51'3" x 50'2"	12.43 / 12.43	34.3	3,660
COR29000	Large Kontiki	5-12	9'10"	30'3"	1,884	50'9" x 49'12"	26 / 18.2	34.3	5,666



Customized configuration, contact us for more details.



Jellyfish  
COR29400



Triple Cube  
COR10450



Quad Cube  
COR10460

## PRODUCT INFORMATION


Product number	Product name	Age (years)	Fall height (ft & in)	Total height (ft & in)	Use zone (ft <sup>2</sup> )	Use zone dimensions (ft & in x ft & in)	Excavation /Concrete (yd <sup>3</sup> )	Installation (hours)	Shipment weight (lbs)
COR29400	Jellyfish	5-12	8'0"	14'7"	873	30'6" x 36'3"	11.12 / 11.12	68.6	4,630
COR10450	Triple Cube	5-12	5'3"	22'11"	565	32'4" x 22'6"	5.62 / 5.62	68.6	14,330
COR10460	Quad Cube	5-12	3'7"	30'3"	1,011	61'11" x 31'8"	6.8 / 6.8	103	17,196

# COROCORD™ LOOPS

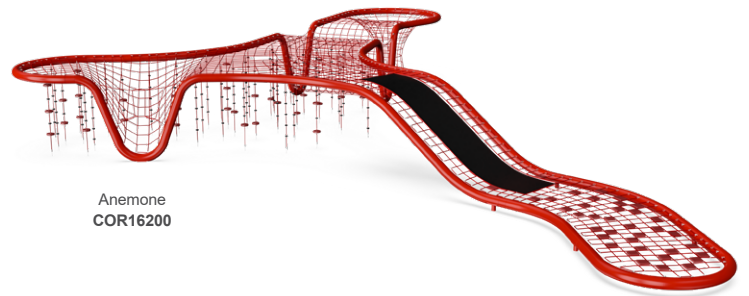
## Eye-catchers in any environment

These sculptures draw everyone's attention with their fascinating shapes and bright colors. Children are inspired to play for hours on end and adults enjoy the aesthetically enticing look while watching their children play.


Sliding, climbing, balancing, crawling, jumping, hopping, and dangling. When playing on a Corocord Loop structure, all important skills in child development are sure to be developed.




Boomerang  
COR16100



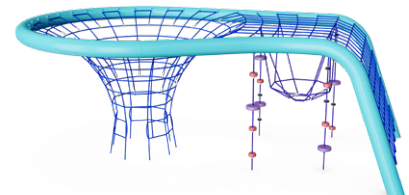
Anemone  
COR16200



Python  
COR16300



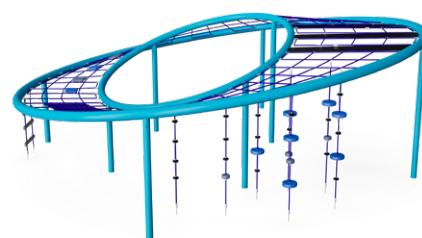
Wave  
COR16500



Dreamcatcher  
COR16700

## PRODUCT INFORMATION

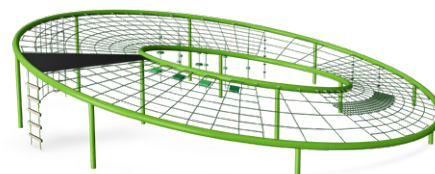
Product number	Product name	Age (years)	Fall height (ft & in)	Total height (ft & in)	Use zone (ft <sup>2</sup> )	Use zone dimensions (ft & in x ft & in)	Excavation /Concrete (yd <sup>3</sup> )	Installation (hours)	Shipment weight (lbs)
COR16100	Boomerang	5-12	9'2"	9'2"	2,390	83'4" x 58'9"	17.13 / 17.13	137.3	14,837
COR16200	Anemone	5-12	9'2"	9'2"	3,349	99'3" x 78'11"	15.83 / 15.83	171.6	20,547
COR16300	Python	5-12	9'2"	9'2"	5,088	179'10" x 53'9"	24.85 / 17.4	172	28,131
COR16500	Wave	5-12	9'2"	9'2"	1,692	76'6" x 26'11"	4.58 / 4.58	103	11,023
COR16700	Dreamcatcher	5-12	8'8"	8'8"	807	35'11" x 26'11"	10.2 / 10.2	45.8	6,856



Mega Frisbee  
COR17200



Super Frisbee  
COR17100



Giga Frisbee  
COR17300

## PRODUCT INFORMATION

Product number	Product name	Age (years)	Fall height (ft & in)	Total height (ft & in)	Use zone (ft <sup>2</sup> )	Use zone dimensions (ft & in x ft & in)	Excavation /Concrete (yd <sup>3</sup> )	Installation (hours)	Shipment weight (lbs)
COR17100	Super Frisbee	5-12	6'11"	6'11"	817	32'2" x 32'4"	11.9 / 11.9	45.8	4,409
COR17200	Mega Frisbee	5-12	9'4"	9'4"	1,179	38'7" x 38'11"	12.03 / 12.03	45.8	5,423
COR17300	Giga Frisbee	5-12	9'2"	9'2"	2,097	51'3" x 52'0"	27.21 / 27.21	103	7,937


# COROCORD™ DYNAMICS

## Exploring fundamental forces

Spinning, swinging, bouncing...no child can resist the magnetic attraction of these dynamic products. The play structures deliver high-class fun, drawing on fundamental forces such as gravity and centrifugal force. Children need the dizzying input that comes from spinning, swinging, and bouncing. These important movement experiences help the child's nervous system to mature. And the best thing is that children love it!



Freestanding Slide, 6.6 ft  
**COR66910**



Net Twister  
**COR20300**



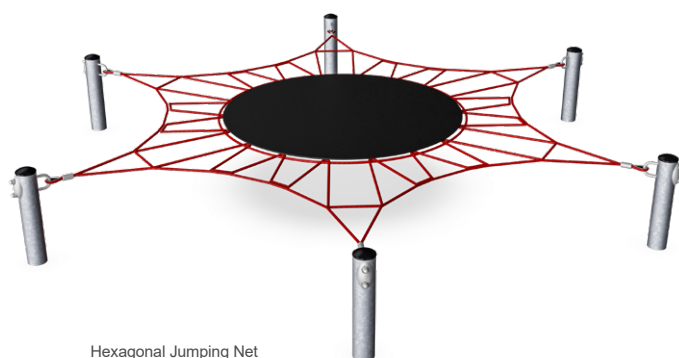
Rope Hammock  
**COR20502**




Membrane Hammock  
**COR20402**

## PRODUCT INFORMATION

Product number	Product name	Age (years)	Fall height (ft & in)	Total height (ft & in)	Use zone (ft <sup>2</sup> )	Use zone dimensions (ft & in x ft & in)	Excavation /Concrete (yd <sup>3</sup> )	Installation (hours)	Shipment weight (lbs)
<b>COR66900</b>	Freestanding Slide, 5 ft	5-12	4'11"	7'7"	450	31'11" x 17'0"	5.1 / 5.1	17.2	1,323
<b>COR66910</b>	Freestanding Slide, 6.6 ft	5-12	6'7"	9'2"	505	35'1" x 17'8"	5.1 / 5.1	17.2	1,433
<b>COR66920</b>	Freestanding Slide, 7.9 ft	5-12	8'2"	10'6"	521	38'1" x 17'1"	5.1 / 5.1	17.2	1,543
<b>COR20300</b>	Net Twister	5-12	9'1"	9'1"	420	23'1" x 23'1"	0.52 / 0.52	6.5	912
<b>COR20402</b>	Membrane Hammock	2-12	4'7"	4'9"	372	29'6" x 15'2"	1.83 / 1.83	5.7	419
<b>COR20502</b>	Rope Hammock	2-12	4'11"	4'7"	375	29'6" x 15'2"	1.83 / 1.83	5.7	441



Hexagonal Jumping Net  
COR21506



Jumping Bridge  
COR68060

## PRODUCT INFORMATION

Product number	Product name	Age (years)	Fall height (ft & in)	Total height (ft & in)	Use zone (ft <sup>2</sup> )	Use zone dimensions (ft & in x ft & in)	Excavation /Concrete (yd <sup>3</sup> )	Installation (hours)	Shipment weight (lbs)
COR21506	Hexagonal Jumping Net	5-12	2'4"	2'4"	701	29'10" x 29'10"	4.45 / 4.45	11.4	628
COR68060	Jumping Bridge	5-12	2'9"	6'5"	481	33'4" x 15'11"	3.92 / 3.92	11.4	838

# COROCORD™ DYNAMICS

## Embankment slides & hill-climber ropes

Sliding is a classic play activity for children of all ages. The play advantage of an embankment slide is the interaction that can occur between friends when one slides down as the others climb up or run down the same hill. Embankment slides are perfectly supplemented by Hill Climbers.

Hill Climbers provide support and stability when climbing, balancing or running up and down the hill. They are available in various lengths to suit hill slopes between 20° and 60°.

AVAILABLE  
IN FOUR  
HEIGHTS



Embankment Tunnel Slide, 6.6 ft h  
**COR71000**



Embankment Slide 1.6 ft wide  
**COR71050**



Embankment Slide 3.3 ft wide  
**COR71100**

AVAILABLE  
IN NINE  
HEIGHTS



Embankment Slide extra wide -5 ft  
**COR71150**



Embankment Slide extra wide -6.6 ft  
**COR71200**

### PRODUCT INFORMATION

Product number	Product name	Age (years)	Fall height (ft & in)	Total height (ft & in)	Use zone (ft <sup>2</sup> )	Use zone dimensions (ft & in x ft & in)	Excavation /Concrete (yd <sup>3</sup> )	Installation (hours)	Shipment weight (lbs)
<b>COR71000</b>	Embankment Tunnel Slide, 6.6 ft h	2-12	3'4"	9'2"	150	20'9" x 14'7"	0.65 / 0.65	6	1,014
<b>COR71050</b>	Embankment Slide 1.6 ft wide	2-12	3'4"	9'9"	70	18'4" x 13'7"	0.29 / 0.29	6	441
<b>COR71100</b>	Embankment Slide 3.3 ft wide	2-12	3'4"	9'9"	82	18'4" x 15'5"	0.51 / 0.51	6	882
<b>COR71150</b>	Embankment Slide extra wide -5 ft	2-12	3'4"	9'9"	91	18'3" x 16'11"	0.72 / 0.72	6	1,168
<b>COR71200</b>	Embankment Slide extra wide -6.6 ft	2-12	3'4"	9'9"	103	18'3" x 18'8"	0.93 / 0.93	6	1,521





Hill Climber  
COR10535



Hill Climber with EPDM  
COR10545



## PRODUCT INFORMATION

Product number	Product name	Age (years)	Fall height (ft & in)	Total height (ft & in)	Use zone (ft <sup>2</sup> )	Use zone dimensions (ft & in x ft & in)	Excavation /Concrete (yd <sup>3</sup> )	Installation (hours)	Shipment weight (lbs)
COR10535	Hill Climber	2-12	0	11'3"	323	26'4" x 12'9"	1.7 / 1.05	3	267
COR10545	Hill Climber with EPDM	2-12	0	11'3"	323	26'4" x 12'9"	1.7 / 1.05	3	293

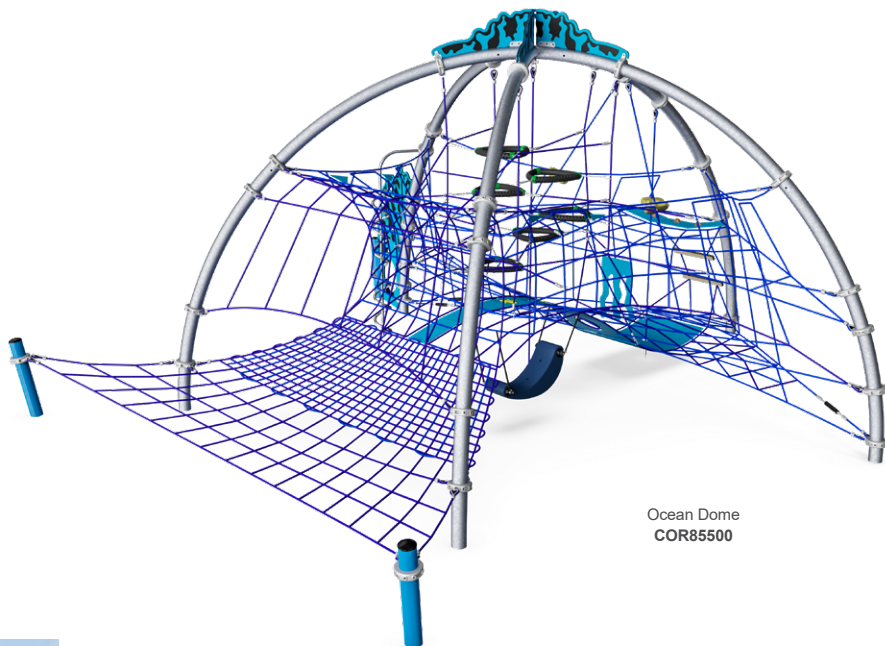
# COROCORD™ DOMES & ARCHES

## Lots of WOW, lots of play

Corocord Domes are beautiful landmarks and true WOW solutions that offer attraction, exploration, and a high play capacity allowing numerous children to play at the same time.

With net layers spanned in between big steel arches, they offer a unique combination of versatile play activities on a small footprint.

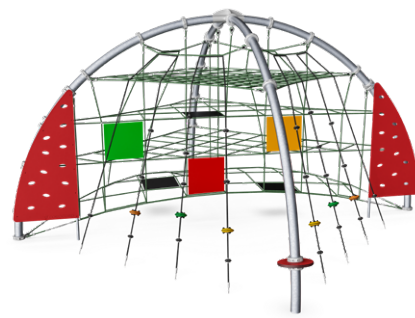
The varied physical, cognitive, and social challenges that make play and activity appeal to 5 to 12 year-olds are all contained within one framework in the big Corocord Domes and Arches.



Ocean Dome  
COR85500



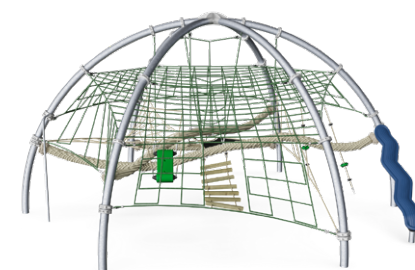
Performer Arch  
COR82200



Performer Dome  
COR84200



Explorer Arch  
COR82300



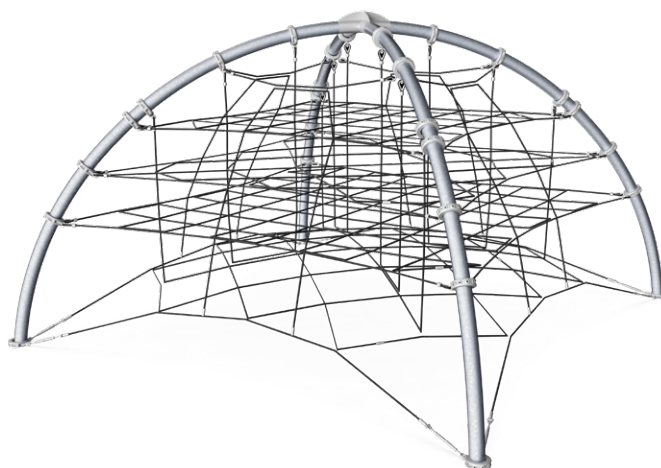
Explorer Dome  
COR86300

## PRODUCT INFORMATION

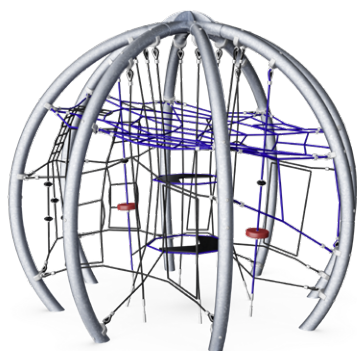
Product number	Product name	Age (years)	Fall height (ft & in)	Total height (ft & in)	Use zone (ft <sup>2</sup> )	Use zone dimensions (ft & in x ft & in)	Excavation /Concrete (yd <sup>3</sup> )	Installation (hours)	Shipment weight (lbs)
COR85500	Ocean Dome	5-12	9'10"	14'9"	1,185	41'3" x 41'2"	6.93 / 3.01	104.4	5,269
COR82200	Performer Arch	5-12	7'5"	10'1"	426	32'5" x 16'8"	2.62 / 2.62	13.1	1,435
COR84200	Performer Dome	5-12	9'10"	13'5"	946	38'11" x 39'3"	4.05 / 2.88	48.1	3,396
COR82300	Explorer Arch	5-12	7'5"	10'2"	418	32'2" x 16'8"	2.62 / 2.62	16.3	1,575
COR86300	Explorer Dome	5-12	9'10"	13'4"	1,095	38'11" x 35'5"	5.36 / 2.35	53.7	4,246



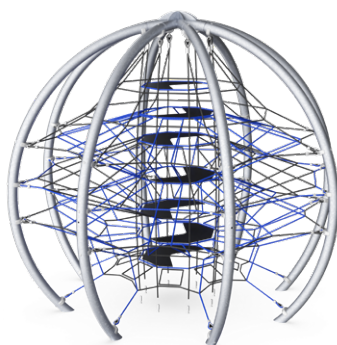
Ocean Arch  
COR82500




Classic Dome  
COR84100



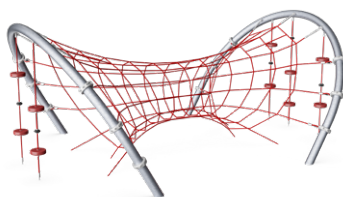
Miracle Sphere  
COR88100



Crystal Sphere  
COR88200



Fish Trap  
COR28200



Arch Tunnel  
COR20600



## PRODUCT INFORMATION

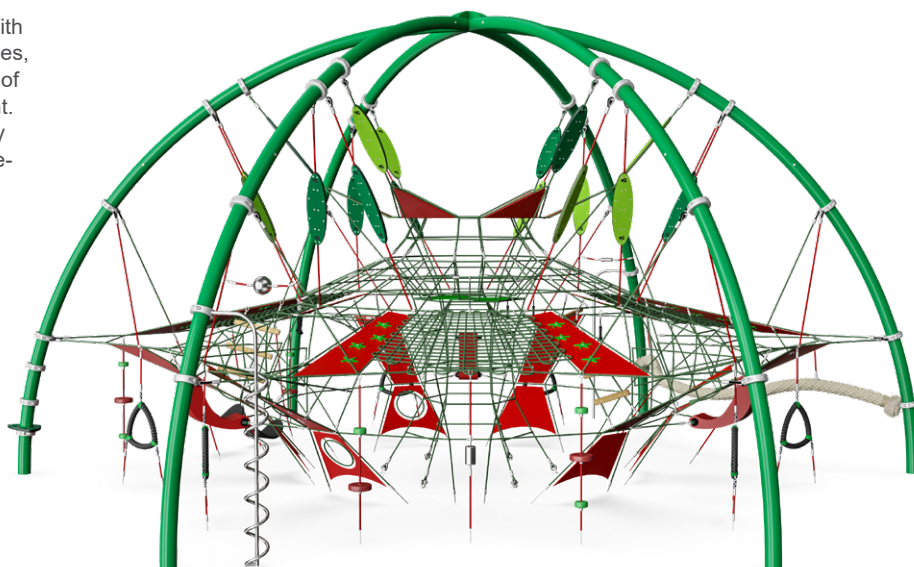
Product number	Product name	Age (years)	Fall height (ft & in)	Total height (ft & in)	Use zone (ft <sup>2</sup> )	Use zone dimensions (ft & in x ft & in)	Excavation /Concrete (yd <sup>3</sup> )	Installation (hours)	Shipment weight (lbs)
<b>COR82500</b>	Ocean Arch	5-12	6'11"	11'3"	435	32'4" x 16'2"	2.62 / 2.62	17.2	1,534
<b>COR84100</b>	Classic Dome	5-12	9'10"	13'8"	941	38'11" x 38'11"	1.96 / 1.96	48.6	3,041
<b>COR88100</b>	Miracle Sphere	5-12	7'10"	10'10"	495	25'1" x 25'1"	8.37 / 3.2	34.3	2,976
<b>COR88200</b>	Crystal Sphere	5-12	8'4"	14'2"	633	28'5" x 28'5"	9.55 / 3.66	34.3	4,806
<b>COR28200</b>	Fish Trap	5-12	9'10"	9'10"	989	42'10" x 25'11"	20.4 / 20.4	45.8	4,564
<b>COR20600</b>	Arch Tunnel	5-12	8'2"	8'2"	678	31'4" x 25'7"	6.15 / 6.15	27.3	1,762

# COROCORD™ GIANT DOME

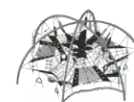
## A playworld on its own

This huge dome is a playworld on its own. With net layers spanned in between big steel arches, the Giant Dome offers a unique combination of versatile play activities on a compact footprint. The varied physical, cognitive and social play challenges are all contained within one framework.

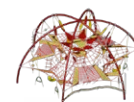
Six color themes available.



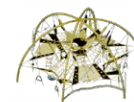
Giant Dome  
COR86700



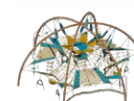
LUNA



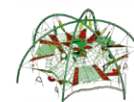
MARS



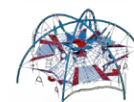
SOLARIS



VENUS



TERRA



NEPTUNE

## PRODUCT INFORMATION

Product number	Product name	Age (years)	Fall height (ft & in)	Total height (ft & in)	Use zone (ft <sup>2</sup> )	Use zone dimensions (ft & in x ft & in)	Excavation /Concrete (yd <sup>3</sup> )	Installation (hours)	Shipment weight (lbs)
COR86700	Giant Dome	5-12	8'6"	20'4"	1,647	47'1" x 51'11"	13.6 / 7.72	97	9,304
CRE86700	Sunshade for Giant Dome	***	--	--	--	-- x --	-- / --	26	190

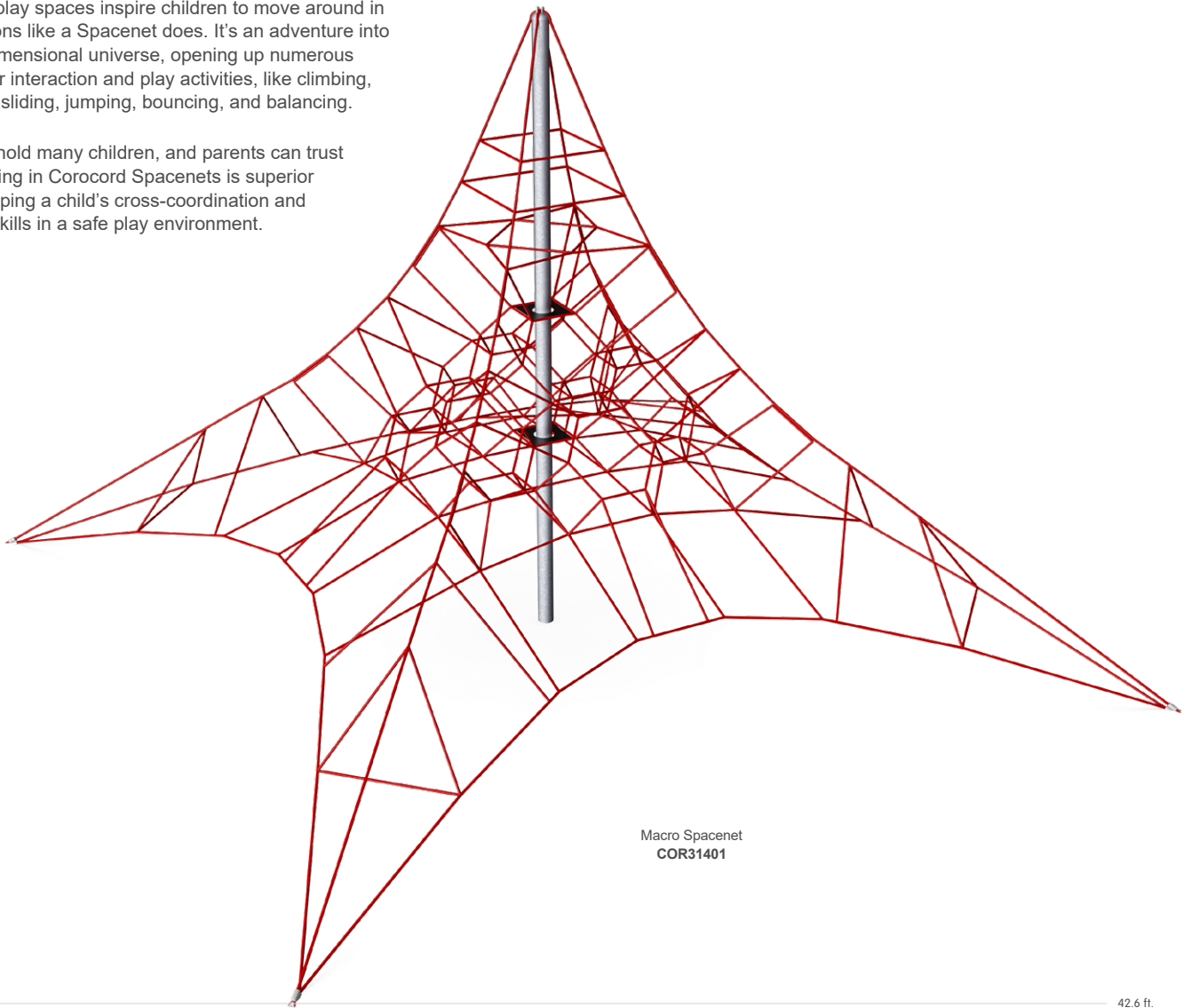


# COROCORD™ SPACENETS™

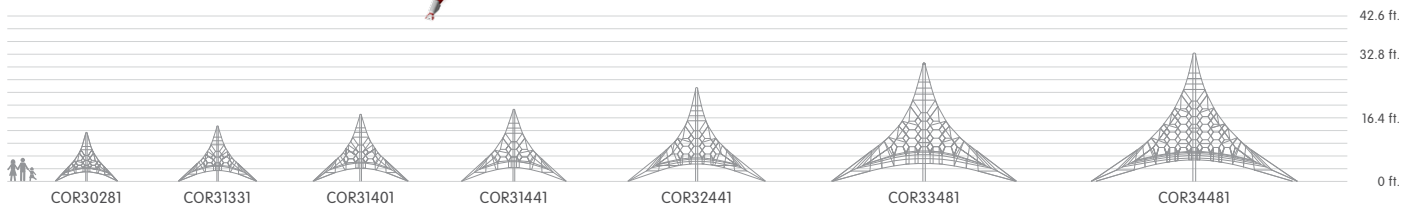
## Three-dimensional and sky-high play activities

Very few play spaces inspire children to move around in all directions like a Spacenet does. It's an adventure into a three-dimensional universe, opening up numerous options for interaction and play activities, like climbing, swinging, sliding, jumping, bouncing, and balancing.

The nets hold many children, and parents can trust that climbing in Corocord Spacenets is superior for developing a child's cross-coordination and physical skills in a safe play environment.

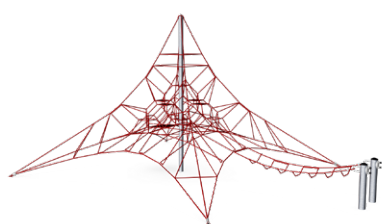


Macro Spacenet  
COR31401

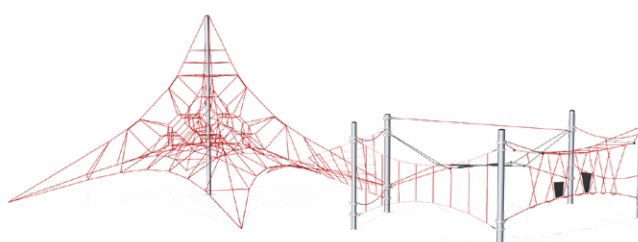


## PRODUCT INFORMATION


Product number	Product name	Age (years)	Fall height (ft & in)	Total height (ft & in)	Use zone (ft <sup>2</sup> )	Use zone dimensions (ft & in x ft & in)	Excavation /Concrete (yd <sup>3</sup> )	Installation (hours)	Shipment weight (lbs)
COR30281	Mini Spacenet	2-5	6'0"	12'11"	749	29'9" x 29'9"	4.19 / 4.19	11.1	919
COR30301	Mini Spacenet, Wide	2-5	3'11"	12'11"	847	32'6" x 32'6"	4.19 / 4.19	11.4	939
COR31331	Midi Spacenet	2-5	6'0"	14'12"	947	34'4" x 34'4"	6.02 / 6.02	11.8	971
COR31401	Macro Spacenet	5-12	5'7"	17'7"	1,166	38'9" x 38'9"	6.02 / 6.02	14.6	1,176
COR31441	Small Spacenet	5-12	6'1"	19'4"	1,348	41'10" x 41'10"	6.41 / 6.41	15.7	1,243
COR32441	Large Spacenet	5-12	7'1"	24'8"	1,799	49'8" x 49'8"	10.59 / 10.59	22.8	2,107
COR33481	Giant Spacenet	5-12	8'6"	30'11"	2,728	62'7" x 62'7"	21.19 / 21.19	25.7	3,241
COR34481	Super Spacenet 48	5-12	9'10"	36'11"	3,524	75'2" x 75'2"	35.58 / 35.58	45.8	7,253



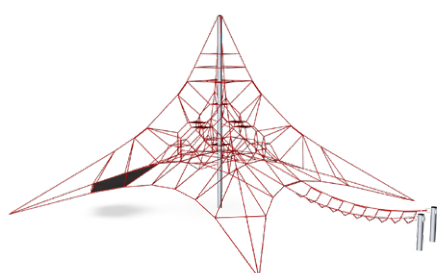
Mini Spacenet + Bridge  
COR10110



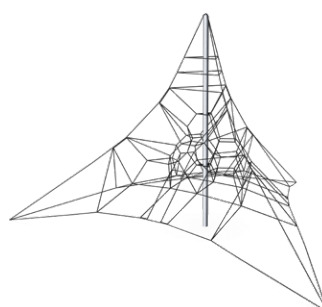
Small Spacenet + Agility  
COR10270



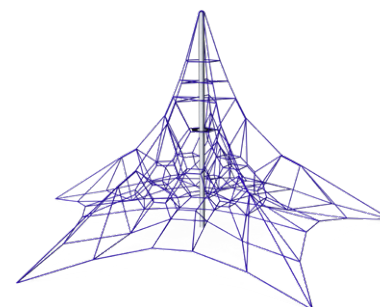
Macro Spacenet & Slide  
COR10290



Small Spacenet + Bouncing Membrane  
COR10120



Triangular Spacenet  
COR37441

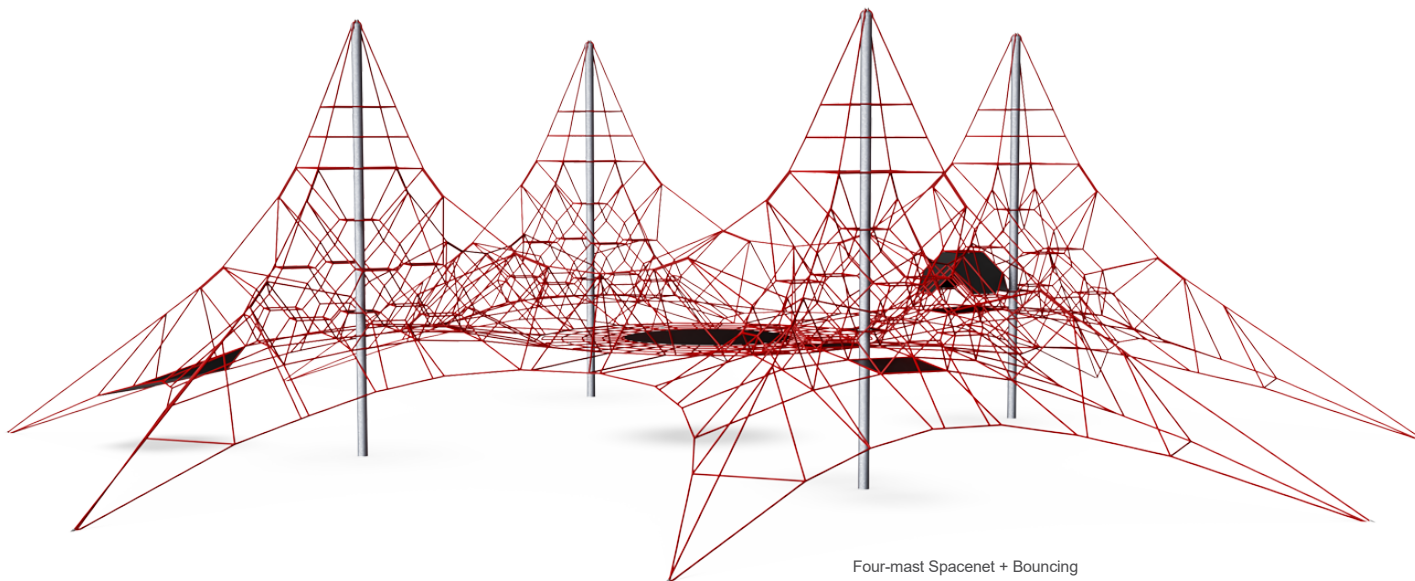


Pentagonal Spacenet  
COR35441


## PRODUCT INFORMATION

Product number	Product name	Age (years)	Fall height (ft & in)	Total height (ft & in)	Use zone (ft <sup>2</sup> )	Use zone dimensions (ft & in x ft & in)	Excavation /Concrete (yd <sup>3</sup> )	Installation (hours)	Shipment weight (lbs)
COR10110	Mini Spacenet + Bridge	2-5	3'11"	12'8"	974	38'5" x 32'6"	5.89 / 5.89	13.5	1,108
COR10270	Small Spacenet + Agility	5-12	8'8"	19'0"	2,306	71'3" x 41'10"	14.91 / 14.91	40	2,767
COR10290	Macro Spacenet & Slide	5-12	6'7"	17'7"	1,436	55'3" x 38'9"	11.77 / 8.24	19.7	2,094
COR10120	Small Spacenet + Bouncing Membrane	5-12	6'1"	19'0"	1,513	48'8" x 41'10"	8.11 / 8.11	19.1	1,433
COR37441	Triangular Spacenet	5-12	7'9"	19'0"	1,119	45'9" x 41'4"	4.19 / 4.19	12.4	1,047
COR35441	Pentagonal Spacenet	5-12	6'0"	17'10"	1,218	44'1" x 42'6"	7.85 / 7.85	17.1	1,325

# COROCORD™ SPACENETS™

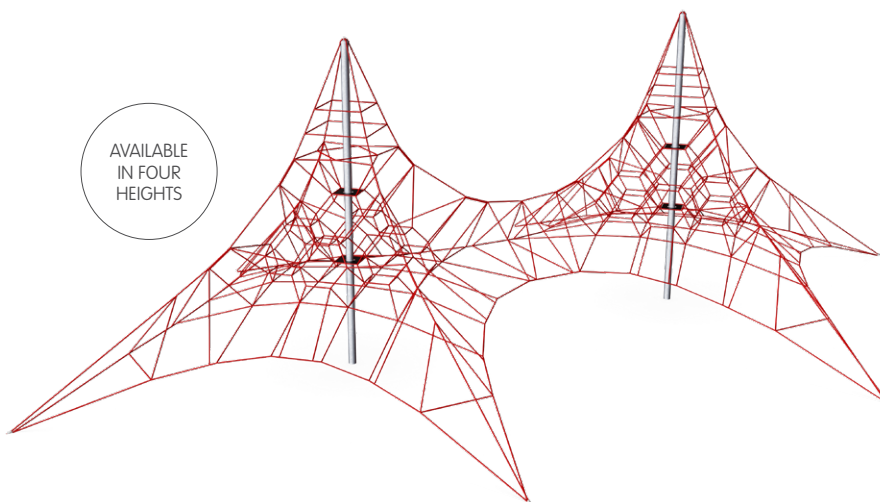


Four-mast Spacenet + Bouncing  
**COR10420**




Emerald  
**COR20700**

AVAILABLE  
IN FOUR  
HEIGHTS



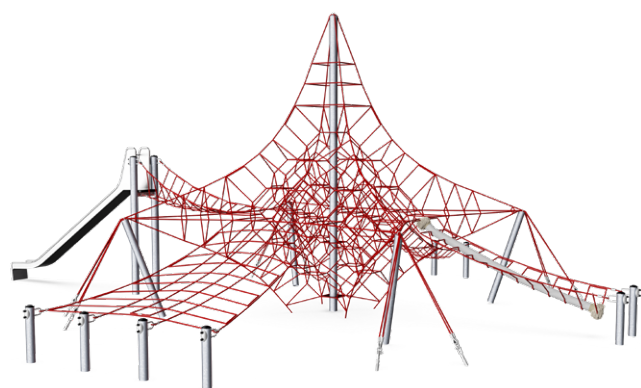
Two-mast Spacenet, 19 ft  
**COR31442**




## PRODUCT INFORMATION

Product number	Product name	Age (years)	Fall height (ft & in)	Total height (ft & in)	Use zone (ft <sup>2</sup> )	Use zone dimensions (ft & in x ft & in)	Excavation /Concrete (yd <sup>3</sup> )	Installation (hours)	Shipment weight (lbs)
<b>COR10420</b>	Four-mast Spacenet + Bouncing	5-12	6'0"	19'0"	3,772	75'0" x 75'0"	18.83 / 18.83	54.6	5,203
<b>COR20700</b>	Emerald	5-12	6'7"	12'10"	684	30'10" x 28'4"	4.45 / 4.45	9	508
<b>COR30302</b>	Two-mast Spacenet, S, 13 ft	2-5	3'11"	12'11"	1,423	56'10" x 40'5"	7.72 / 7.72	19	1,699
<b>COR31442</b>	Two-mast Spacenet, 19 ft	5-12	6'1"	19'4"	3,701	77'6" x 53'6"	11.9 / 11.9	27.2	2,287
<b>COR31322</b>	Two-mast Spacenet L	5-12	7'1"	24'8"	2,678	88'3" x 60'5"	14.91 / 14.91	35.3	3,142
<b>COR32442</b>	Two-mast Spacenet XL	5-12	7'1"	24'8"	3,235	99'3" x 66'4"	16.61 / 16.61	34.3	3,175



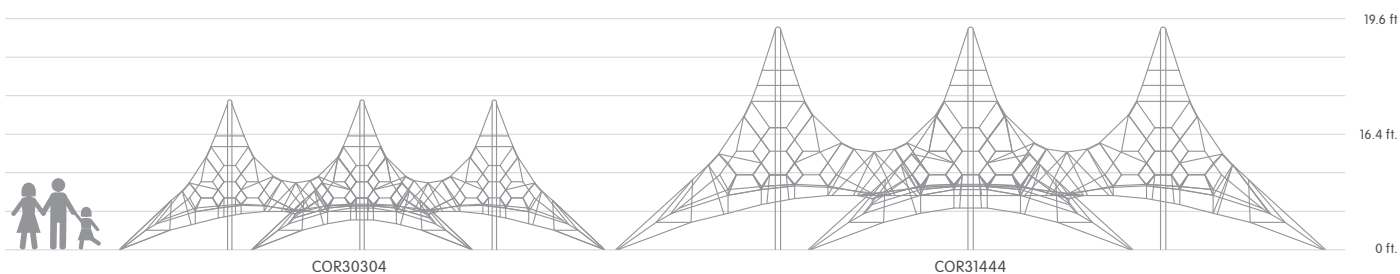


Large Octa Net + Add-ons  
**COR10280**



Four-mast Spacenet, 19 ft  
**COR31444**

AVAILABLE  
IN TWO  
HEIGHTS



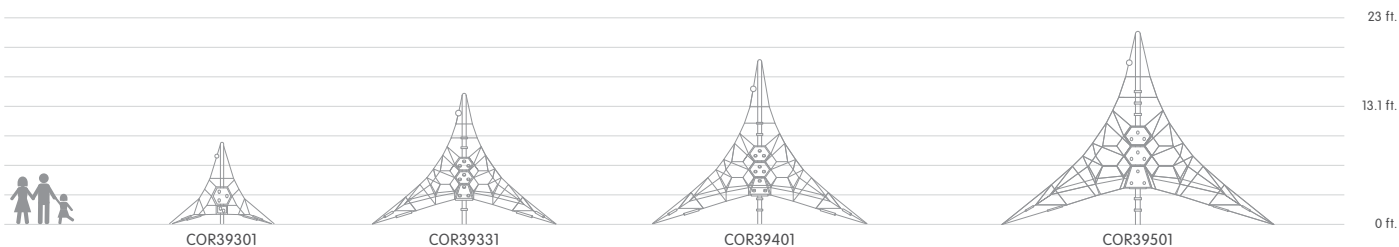
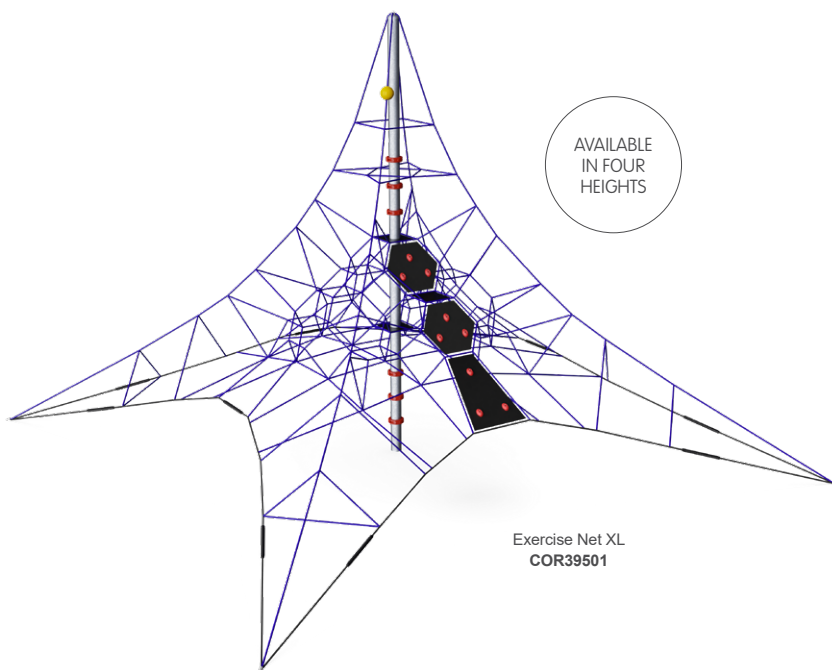
COR30304

COR31444

## PRODUCT INFORMATION

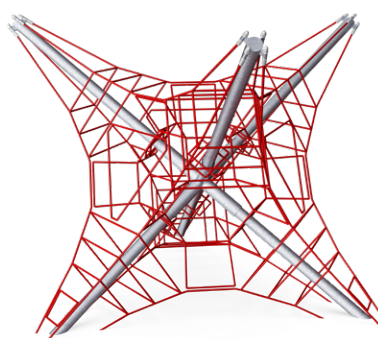
Product number	Product name	Age (years)	Fall height (ft & in)	Total height (ft & in)	Use zone (ft <sup>2</sup> )	Use zone dimensions (ft & in x ft & in)	Excavation /Concrete (yd <sup>3</sup> )	Installation (hours)	Shipment weight (lbs)
<b>COR10280</b>	Large Octa Net + Add-ons	5-12	7'10"	19'8"	2,152	54'3" x 64'6"	49.2 / 34.4	69	4,045
<b>COR30304</b>	Four-mast Spacenet, 13 ft	2-5	3'11"	12'11"	2,330	55'0" x 55'0"	11.12 / 11.12	31.3	2,570
<b>COR31444</b>	Four-mast Spacenet, 19 ft	5-12	6'1"	19'4"	3,772	75'0" x 75'0"	17 / 17	46.9	3,702

# COROCORD™ SPACENETS™



## PRODUCT INFORMATION

Product number	Product name	Age (years)	Fall height (ft & in)	Total height (ft & in)	Use zone (ft <sup>2</sup> )	Use zone dimensions (ft & in x ft & in)	Excavation /Concrete (yd <sup>2</sup> )	Installation (hours)	Shipment weight (lbs)
COR39301	Exercise Net S	5-12	6'0"	9'2"	543	25'1" x 25'1"	2.88 / 2.88	7.7	648
COR39331	Exercise Net M	2-5	5'11"	14'7"	958	34'4" x 34'4"	6.02 / 6.02	13.1	1,014
COR39401	Exercise Net L	5-12	6'5"	19'4"	1,184	38'9" x 38'9"	6.41 / 6.41	15.6	1,441
COR39501	Exercise Net XL	5-12	8'2"	22'5"	1,551	45'3" x 45'3"	8.63 / 8.63	18.6	1,844



Star Octa Net  
COR41400



AVAILABLE  
IN TWO  
HEIGHTS

Small Hexagonal Spacenets  
COR36331



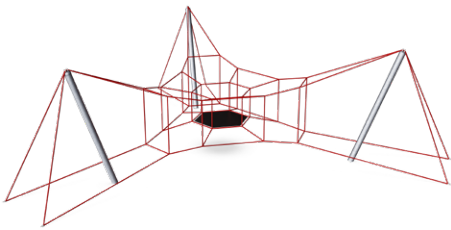
COR36331

COR36501

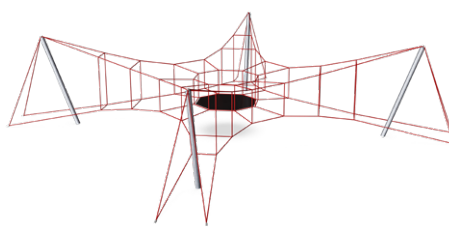
## PRODUCT INFORMATION

Product number	Product name	Age (years)	Fall height (ft & in)	Total height (ft & in)	Use zone (ft <sup>2</sup> )	Use zone dimensions (ft & in x ft & in)	Excavation /Concrete (yd <sup>3</sup> )	Installation (hours)	Shipment weight (lbs)
COR41400	Star Octa Net	5-12	9'2"	9'2"	495	25'3" x 26'0"	0.52 / 0.52	25.7	1,069
COR36331	Small Hexagonal Spacenets	2-5	3'3"	12'8"	885	37'2" x 33'10"	6.41 / 6.41	14.3	1,036
COR36501	Large Hexagonal Spacenets	5-12	6'0"	19'4"	1,431	48'11" x 44'1"	9.16 / 9.16	19.9	1,676

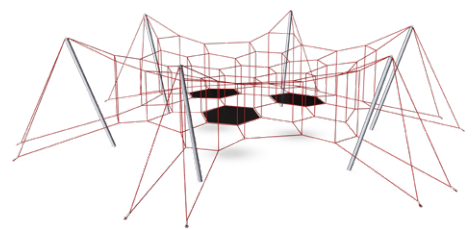
# COROCORD™ SPACENETS™



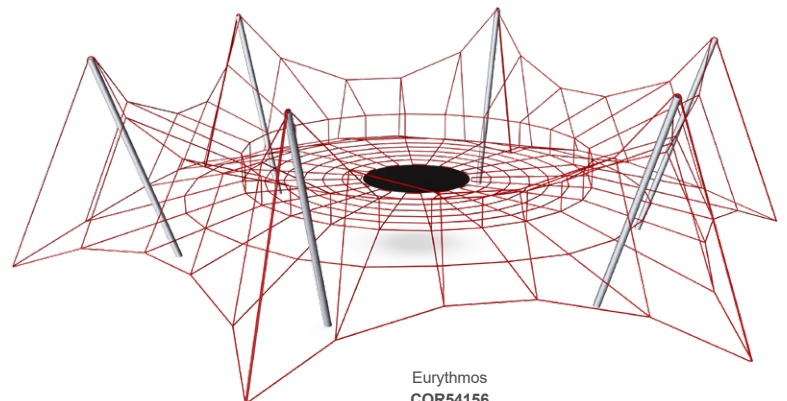
Small Orion  
COR51093



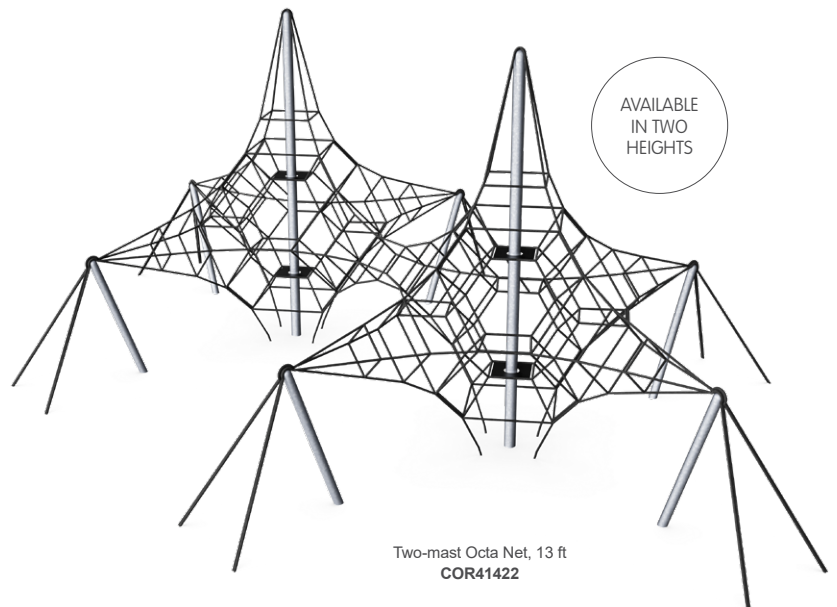
Large Orion  
COR52124



Giant Orion  
COR53156



Eurythmos  
COR54156



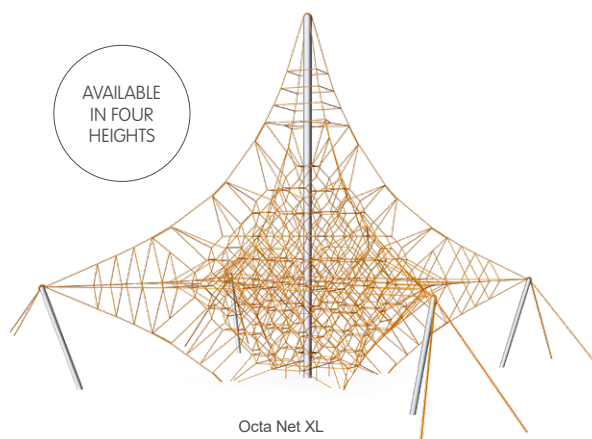
Two-mast Octa Net, 13 ft  
COR41422

## PRODUCT INFORMATION

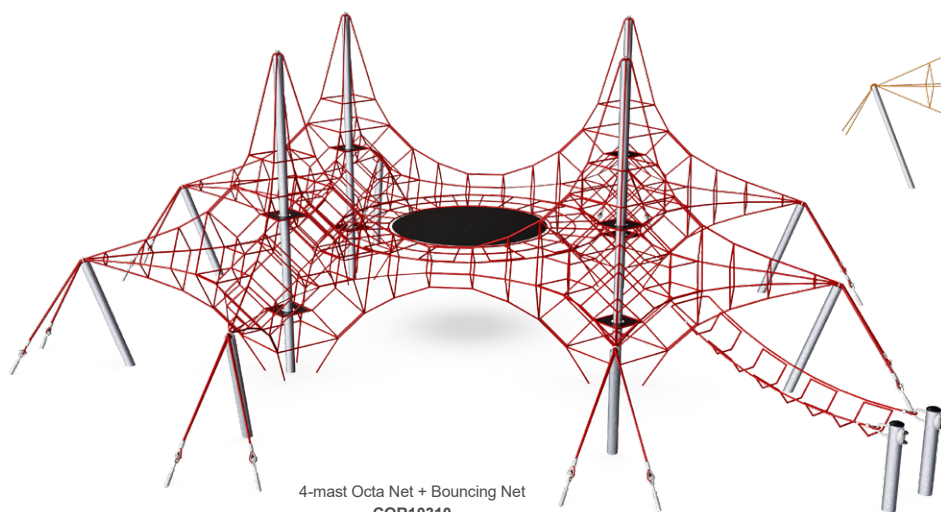
Product number	Product name	Age (years)	Fall height (ft & in)	Total height (ft & in)	Use zone (ft <sup>2</sup> )	Use zone dimensions (ft & in x ft & in)	Excavation /Concrete (yd <sup>3</sup> )	Installation (hours)	Shipment weight (lbs)
COR51093	Small Orion	5-12	8'0"	8'0"	889	41'0" x 37'2"	6.02 / 6.02	17.2	948
COR52124	Large Orion	5-12	7'10"	8'1"	1,436	42'2" x 42'2"	7.98 / 7.98	25.7	1,367
COR53156	Giant Orion	5-12	9'10"	11'8"	2,666	61'3" x 56'11"	23.8 / 23.8	45.8	2,381
COR54156	Eurythmos	5-12	9'10"	11'6"	2,217	57'11" x 51'9"	10.59 / 10.59	45.8	2,337
COR41422	Two-mast Octa Net, 13 ft	2-5	4'11"	12'8"	1,310	49'5" x 36'3"	16.74 / 16.74	34.3	2,183
COR41424	Four-mast Octa net, 13 ft	2-5	4'11"	12'8"	1,947	50'9" x 50'9"	23.02 / 23.02	42.9	3,197
COR42432	Two-mast Octa Net, 29 ft	5-12	9'2"	28'7"	3,100	89'5" x 64'2"	25.37 / 25.37	45.8	5,445



AVAILABLE  
IN FOUR  
HEIGHTS



Octa Net XL  
COR43481



4-mast Octa Net + Bouncing Net  
COR10310

## PRODUCT INFORMATION

Product number	Product name	Age (years)	Fall height (ft & in)	Total height (ft & in)	Use zone (ft <sup>2</sup> )	Use zone dimensions (ft & in x ft & in)	Excavation /Concrete (yd <sup>3</sup> )	Installation (hours)	Shipment weight (lbs)
COR10310	4-mast Octa Net + Bouncing Net	2-5	4'11"	12'8"	2,012	54'7" x 50'9"	23.8 / 23.8	68.6	3,400
COR41421	Octa Net S	2-5	4'11"	12'8"	844	32'2" x 32'2"	10.99 / 10.99	25.7	1,378
COR42401	Octa Net M	5-12	7'5"	19'8"	1,344	42'10" x 42'10"	12.56 / 12.56	25.7	2,315
COR43401	Octa Net L	5-12	8'6"	28'6"	2,062	55'4" x 55'4"	16.35 / 16.35	34.3	4,079
COR43481	Octa Net XL	5-12	9'10"	34'3"	2,607	63'11" x 63'11"	37.15 / 37.15	34.3	5,357

# FLEXIBILITY

## CONFIGURATION OF SPACENET SOLUTIONS

With dynamic extensions like slides, membrane surfaces and bridges, the Spacenet solutions can be diversified even more. Adding additional Swinging Nets, Seats and Houses creates harmonious places for well-earned moments of rest.

### CHOOSE MEMBRANE COLOR

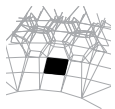


5 different colors available  
See pages 312-313.

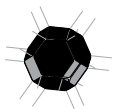
### CHOOSE POST COLOR



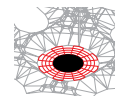
14 different colors available.  
See pages 312-313.



**7200: LARGE SEATS**  
Seat of rubber membrane.



**7300: HOUSES /  
7400: HALF HOUSES**



**7600: CENTRAL  
CIRCULAR MEMBRANE**

## OTHER EXTENSIONS FOR SPACENETS

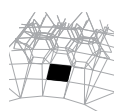
7500: FIVE-SIDED  
BOUNCING MEMBRANES



### CHOOSE ROPE COLOR

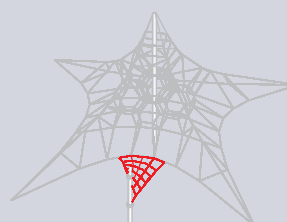
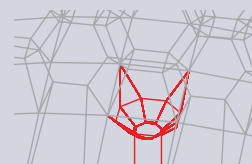


8 different colors available.  
See pages 312-313.



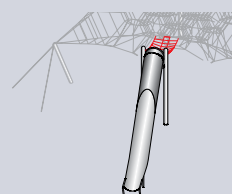
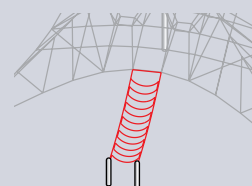
7100: SMALL SEATS  
Seat of rubber membrane.

7020: Swinging nets



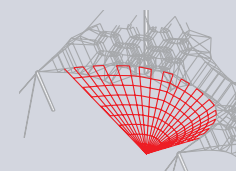
2525/2575: Twisted  
quadrangle amusement net

7800: Waggle bridges



7040: Stainless steel tunnel  
slide with rope net link

7650: Climbing funnel



## FURTHER INFORMATION

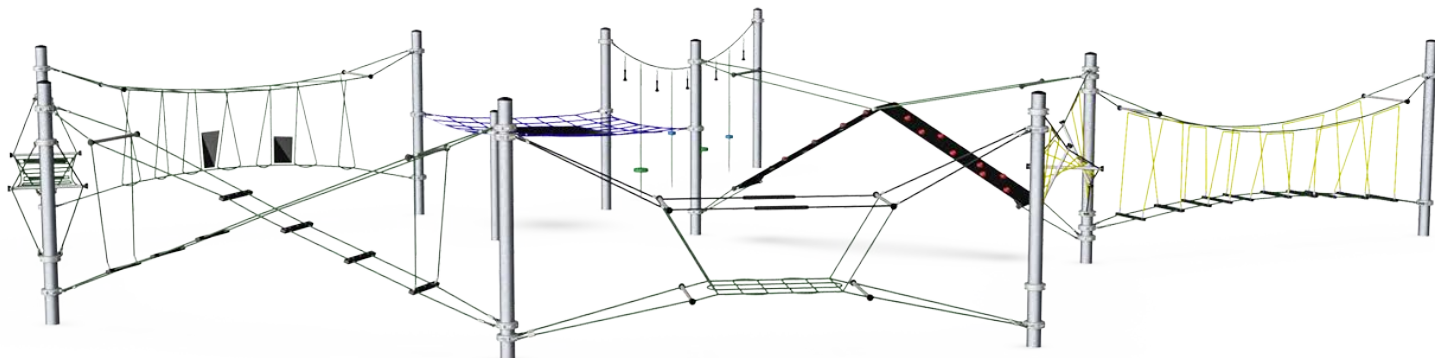
Contact us for more information about the extensive collection of items for individual and flexible configuration of Corocord standard solutions.

Please also notice that prices and delivery terms depend on specified configurations.

# COROCORD™ AGILITY NETS

Get in motion!

No other play equipment offers so many different opportunities to get in motion and use mind and body skills as Corocord Agility Nets do. The child has to navigate and find a way through the complex rope jungle. It is a scientific fact that development of a child's brain at early school-age requires complex stimulation.



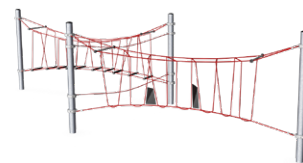
Agility Package 20: Meadow Play  
COR10200



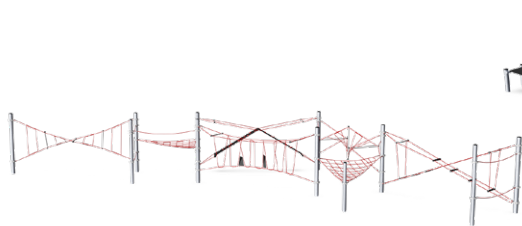
Agility Package 13  
COR10130



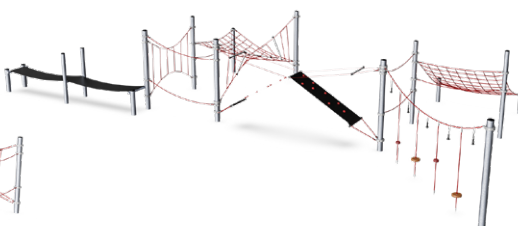
Agility Package 15  
COR10150



Agility Package 16  
COR10160



Agility Package 17  
COR10170



Agility Package 18  
COR10180

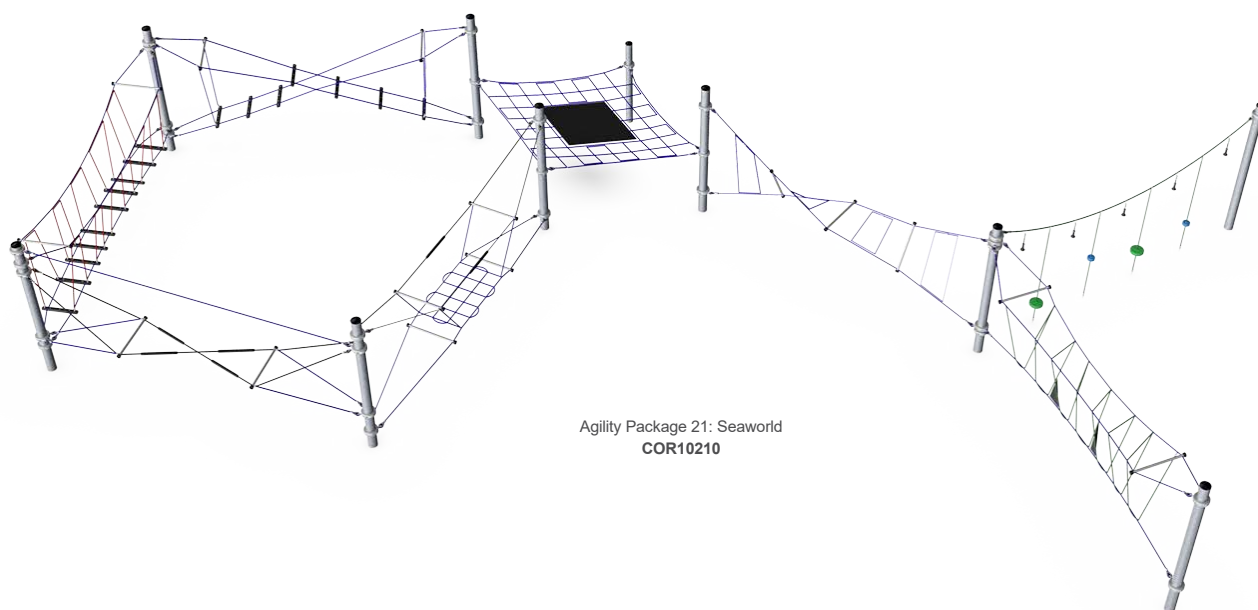


Agility Package 19  
COR10190

## PRODUCT INFORMATION

Product number	Product name	Age (years)	Fall height (ft & in)	Total height (ft & in)	Use zone (ft <sup>2</sup> )	Use zone dimensions (ft & in x ft & in)	Excavation /Concrete (yd <sup>3</sup> )	Installation (hours)	Shipment weight (lbs)
COR10200	Agility Package 20: Meadow Play	5-12	9'0"	9'6"	2,510	70'11" x 68'7"	20.53 / 20.53	34.3	4,233
COR10130	Agility Package 13	5-12	9'4"	9'6"	1,195	43'5" x 33'7"	11.77 / 11.77	34.3	2,227
COR10150	Agility Package 15	2-5	5'7"	6'3"	793	32'10" x 32'10"	9.68 / 9.68	20	1,190
COR10160	Agility Package 16	5-12	8'8"	9'6"	843	48'6" x 28'7"	7.19 / 7.19	11.4	1,367
COR10170	Agility Package 17	5-12	8'8"	9'6"	2,079	88'6" x 40'0"	18.44 / 18.44	51.5	3,285
COR10180	Agility Package 18	5-12	9'0"	9'6"	2,013	76'5" x 46'4"	19.88 / 19.88	51.5	3,373
COR10190	Agility Package 19	5-12	9'4"	9'6"	963	63'0" x 26'4"	7.72 / 7.72	14.3	1,554



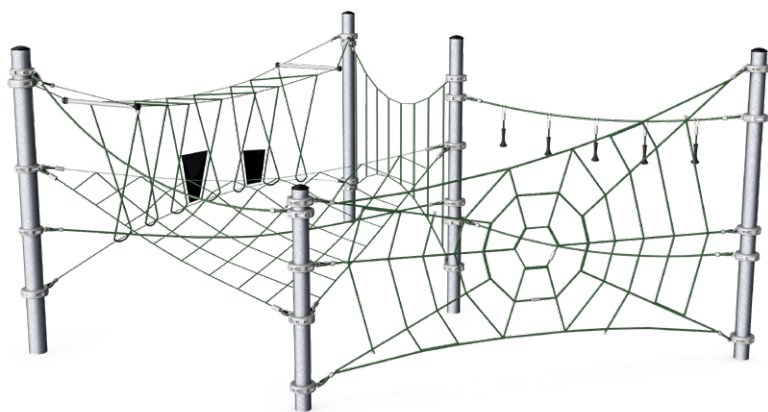


Agility Package 21: Seaworld  
COR10210

## PRODUCT INFORMATION

Product number	Product name	Age (years)	Fall height (ft & in)	Total height (ft & in)	Use zone (ft <sup>2</sup> )	Use zone dimensions (ft & in x ft & in)	Excavation /Concrete (yd <sup>3</sup> )	Installation (hours)	Shipment weight (lbs)
COR10210	Agility Package 21: Seaworld	5-12	9'4"	9'6"	2,310	79'9" x 64'10"	19.23 / 19.23	34.3	3,858

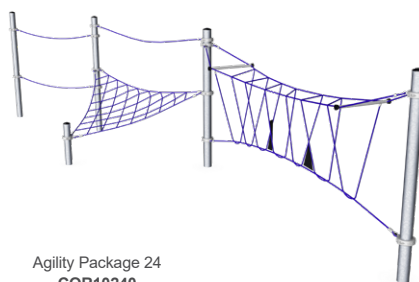
# COROCORD™ AGILITY NETS



Agility Package 22  
COR10220



Agility Package 23  
COR10230



Agility Package 24  
COR10240




Agility Package 25  
COR10250



Agility Package 30  
COR10300




Agility Package 39  
COR10390



Agility Package 40  
COR10400

## PRODUCT INFORMATION

Product number	Product name	Age (years)	Fall height (ft & in)	Total height (ft & in)	Use zone (ft <sup>2</sup> )	Use zone dimensions (ft & in x ft & in)	Excavation /Concrete (yd <sup>3</sup> )	Installation (hours)	Shipment weight (lbs)
COR10220	Agility Package 22	5-12	9'2"	9'6"	772	33'8" x 32'6"	7.72 / 7.72	20	1,477
COR10230	Agility Package 23	5-12	9'4"	9'6"	779	49'6" x 20'10"	6.15 / 6.15	14.3	926
COR10240	Agility Package 24	5-12	8'8"	9'6"	781	55'10" x 20'1"	6.8 / 6.8	11.4	1,190
COR10250	Agility Package 25	5-12	5'5"	6'3"	336	19'3" x 19'3"	3.66 / 3.66	10	573
COR10300	Agility Package 30	5-12	8'2"	9'6"	555	31'11" x 28'1"	9.3 / 6.5	17.2	1,665
COR10390	Agility Package 39	5-12	9'0"	9'6"	962	63'0" x 26'5"	8.37 / 8.37	11.4	1,510
COR10400	Agility Package 40	5-12	9'	9'6"	821	50'3" x 27'11"	10.33 / 7.19	19.2	1,323



Giant Reed  
COR10440

## PRODUCT INFORMATION

Product number	Product name	Age (years)	Fall height (ft & in)	Total height (ft & in)	Use zone (ft <sup>2</sup> )	Use zone dimensions (ft & in x ft & in)	Excavation /Concrete (yd <sup>3</sup> )	Installation (hours)	Shipment weight (lbs)
COR10440	Giant Reed	5-12	9'0"	22'8"	1,963	57'9" x 46'10"	24.98 / 24.98	34.3	5,622

# COROCORD™ AGILITY NETS

## Configuration of AGILITY solutions

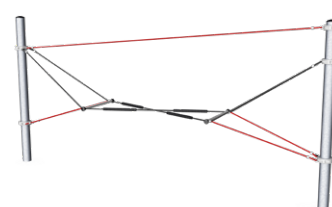
With dynamic stand-alone agility products like nets, paths, bridges, ramps etc., the agility solutions can be configured for more fun and challenging play experiences.



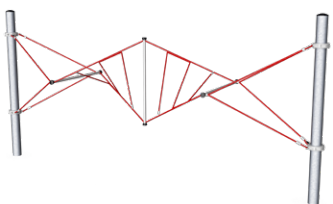
Swaying Bridge  
COR15012



Climbing Ramp  
COR15022



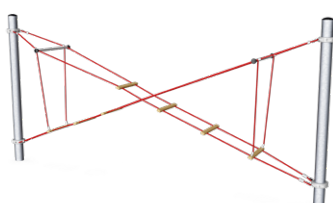
Swaying Seesaw  
COR15032



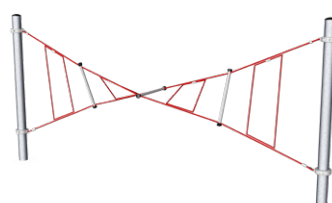
Tensegrity  
COR15042



Rope Slalom  
COR15052



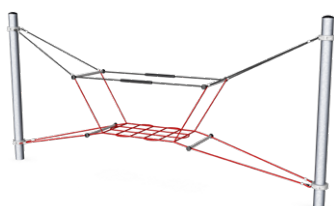
Crossed Ladder  
COR15062




Rope Screw  
COR15072

## PRODUCT INFORMATION

Product number	Product name	Age (years)	Fall height (ft & in)	Total height (ft & in)	Use zone (ft <sup>2</sup> )	Use zone dimensions (ft & in x ft & in)	Excavation /Concrete (yd <sup>3</sup> )	Installation (hours)	Shipment weight (lbs)
COR15012	Swaying Bridge	5-12	8'8"	9'6"	423	32'4" x 15'1"	5.62 / 3.53	6	860
COR15022	Climbing Ramp	5-12	8'8"	9'6"	423	32'4" x 15'1"	5.62 / 3.53	6	860
COR15032	Swaying Seesaw	5-12	9'4"	9'6"	412	32'4" x 15'0"	5.62 / 3.53	6	794
COR15042	Tensegrity	5-12	8'2"	9'6"	449	32'4" x 17'0"	5.62 / 3.53	6	794
COR15052	Rope Slalom	5-12	8'8"	9'6"	420	32'4" x 15'1"	5.62 / 3.53	6	772
COR15062	Crossed Ladder	5-12	8'8"	9'6"	421	32'4" x 15'1"	5.62 / 3.53	6	772
COR15072	Rope Screw	5-12	8'8"	9'6"	401	32'4" x 15'1"	5.62 / 3.53	6	772



Flying Carpet  
COR15082



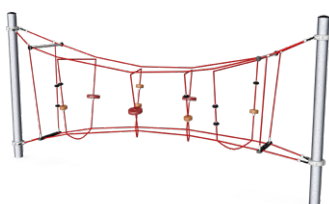
Trampoline Path  
COR15102



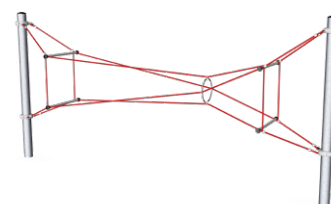
Adventure Trail  
COR15152



Hurdles  
COR15162



Discus  
COR15172



Prism  
COR15182

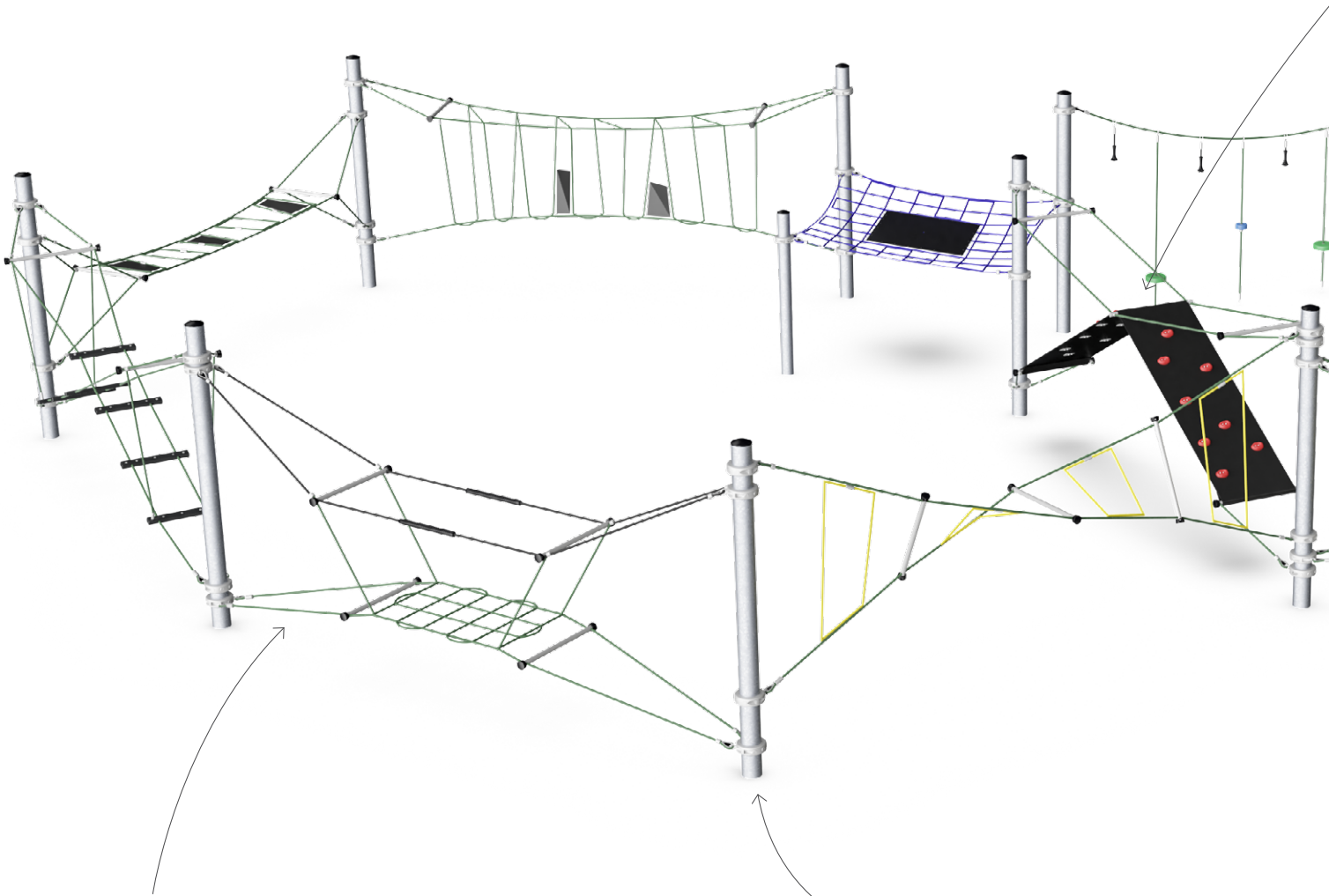
## PRODUCT INFORMATION

Product number	Product name	Age (years)	Fall height (ft & in)	Total height (ft & in)	Use zone (ft <sup>2</sup> )	Use zone dimensions (ft & in x ft & in)	Excavation /Concrete (yd <sup>3</sup> )	Installation (hours)	Shipment weight (lbs)
COR15082	Flying Carpet	5-12	8'8"	9'6"	412	32'4" x 15'1"	5.62 / 3.53	6	794
COR15102	Trampoline Path	5-12	7'5"	9'6"	418	32'3" x 15'1"	5.62 / 3.53	6	728
COR15152	Adventure Trail	5-12	3'3"	9'6"	382	32'6" x 12'10"	6.08 / 3.53	4	661
COR15162	Hurdles	5-12	8'8"	9'6"	424	32'4" x 15'2"	5.62 / 3.53	6	772
COR15172	Discus	5-12	8'8"	9'6"	424	32'4" x 15'2"	5.62 / 3.53	6	728
COR15182	Prism	5-12	9'	9'6"	423	32'4" x 15'2"	5.62 / 3.53	6	661

# FLEXIBILITY

TO PLAY IT YOUR WAY...

With dynamic stand-alone agility products like nets, paths, bridges, ramps etc., the agility solutions can be configured for fun and challenging play experiences.



CHOOSE ROPE COLOR



Eight different colors available.  
See pages 312-313.

CHOOSE POST COLOR

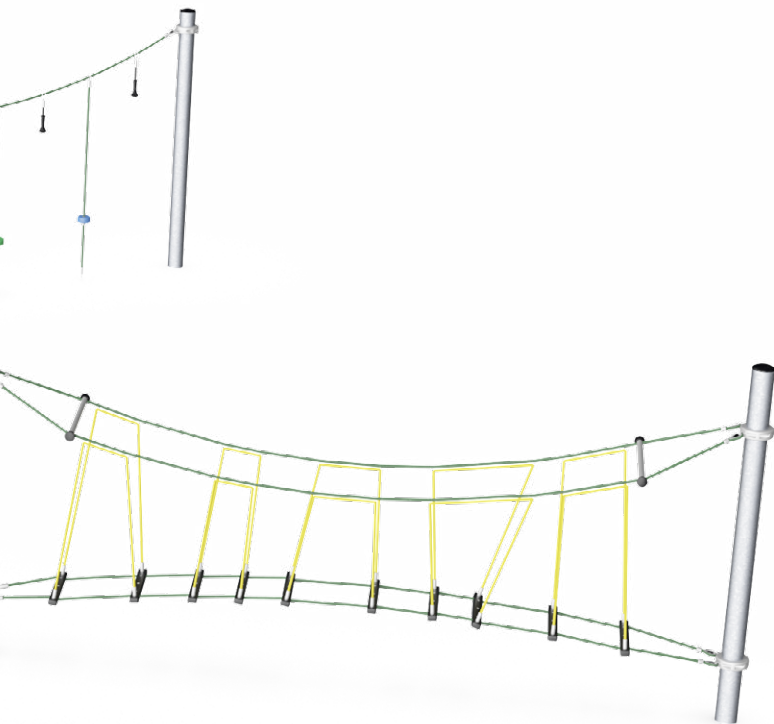


14 different colors available.  
See pages 312-313.

CHOOSE  
MEMBRANE COLOR



Five different colors available.  
See pages 312-313.



## FURTHER INFORMATION

Contact us for more information on the range of options for configurable playground equipment.

Please note that prices and delivery terms depend on specified configurations.

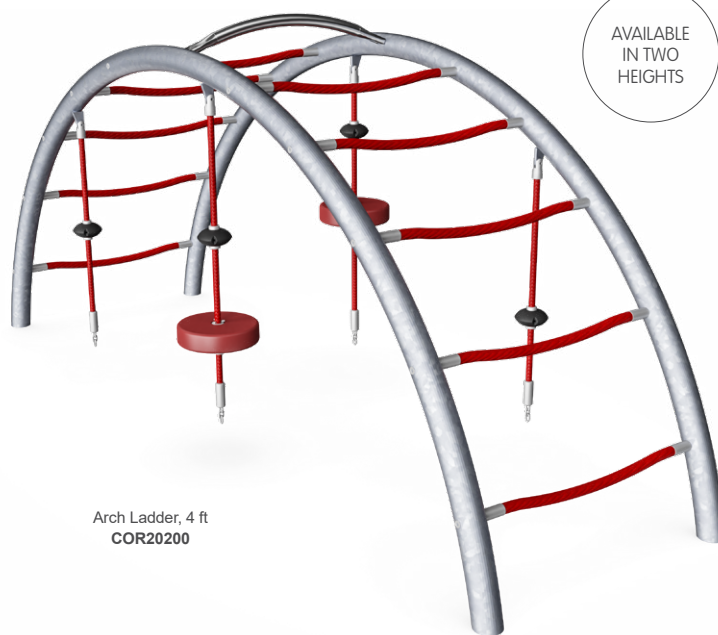


# COROCORD™ EARLY CLIMBING

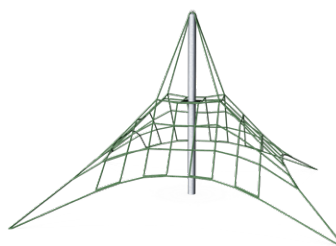
## Also fun for the little ones

What makes the Corocord rope so amazing is its flexibility and ability to offer fun for all age groups. Even young more insecure climbers can get a fun-filled and developmental experience.

Climbing is both fun and an important skill for a child to master, especially in the younger years. When climbing, the child develops cross-coordination skills, stimulating the two hemispheres of the child's brain and ultimately helping the child learn to read.



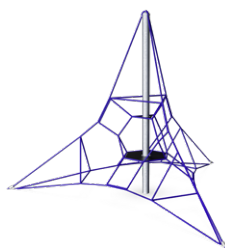
Spida  
COR20100



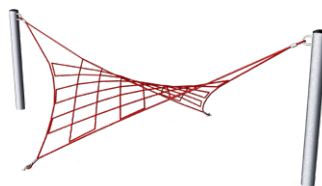
Small Play Net  
COR23401



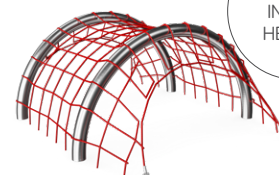
Crumb Net  
COR24301



Tetrahedron  
COR24501



Small Climetric Net  
COR22502




Mini Arch Net  
COR28040

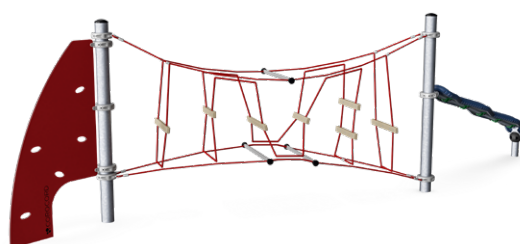
## PRODUCT INFORMATION

Product number	Product name	Age (years)	Fall height (ft & in)	Total height (ft & in)	Use zone (ft <sup>2</sup> )	Use zone dimensions (ft & in x ft & in)	Excavation /Concrete (yd <sup>3</sup> )	Installation (hours)	Shipment weight (lbs)
COR20200	Arch Ladder, 4 ft	2-5	4'3"	4'3"	293	21'10" x 14'10"	1.7 / 1.7	4.8	227
COR20210	Arch Ladder, 7 ft	5-12	6'7"	6'7"	376	26'10" x 15'3"	2.22 / 2.22	5.9	378
COR20100	Spida	2-5	5'7"	9'6"	421	23'4" x 20'10"	1.31 / 1.31	5.7	376
COR23401	Small Play Net	2-5	4'7"	8'6"	552	30'7" x 30'7"	4.05 / 4.05	8.6	518
COR24301	Crumb Net	2-5	3'11"	7'10"	353	21'2" x 21'2"	1.57 / 1.57	11.4	573
COR24501	Tetrahedron	2-5	3'7"	9'6"	423	25'6" x 23'8"	2.35 / 2.35	5.7	518
COR22502	Small Climetric Net	2-5	4'11"	6'3"	536	32'7" x 24'10"	3.92 / 3.92	8.6	705
COR28020	Small Arch Net	5-12	7'9"	7'9"	661	31'0" x 22'10"	6.67 / 6.67	34.3	1,168
COR28040	Mini Arch Net	2-5	4'11"	4'11"	503	26'1" x 21'11"	5.62 / 5.62	22.9	1,676






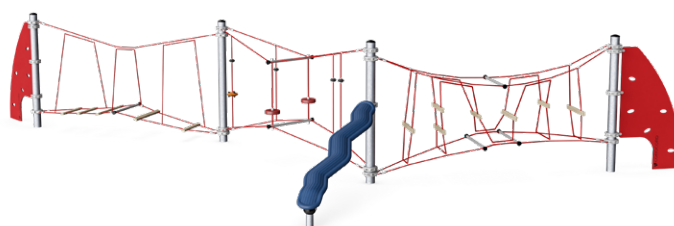
Trekking Trail  
COR20810



Up and Down Trail  
COR20820



Double Rope Trail  
COR20830



Triple Rope Trail  
COR20840

## PRODUCT INFORMATION

Product number	Product name	Age (years)	Fall height (ft & in)	Total height (ft & in)	Use zone (ft <sup>2</sup> )	Use zone dimensions (ft & in x ft & in)	Excavation /Concrete (yd <sup>3</sup> )	Installation (hours)	Shipment weight (lbs)
COR20800	UFO Trail	2-5	6'7"	7'3"	474	36'10" x 19'2"	5.36 / 3.79	11.6	728
COR20810	Trekking Trail	2-5	6'7"	7'3"	347	29'4" x 15'2"	3.27 / 3.27	8.8	549
COR20820	Up and Down Trail	2-5	6'7"	7'3"	480	36'10" x 19'2"	3.79 / 3.79	11.8	744
COR20830	Double Rope Trail	2-5	6'7"	7'3"	661	44'6" x 25'9"	5.1 / 5.1	17.9	1,041
COR20840	Triple Rope Trail	2-5	6'7"	7'3"	847	54'10" x 29'10"	7.06 / 7.06	24.8	1,420

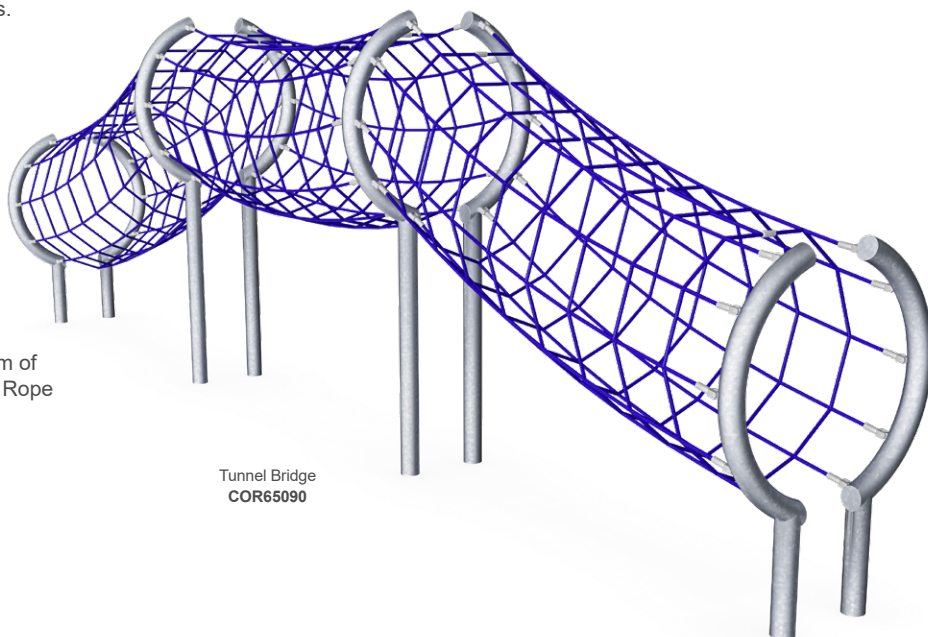
# COROCORD™ PLAY BRIDGES

## Adding a whole new dimension to playgrounds

A bridge in itself is fascinating on so many levels. Imagine a bridge that shakes and bounces when you step on it? And also has a transparent floor and sides? What a thrill!

It takes courage to take steps when up in the air and looking down at the ground. A trip across the bridge boosts the child's self-esteem and trains the child's spatial awareness.


Besides taking the obvious path across the bridge, the more risk-seeking children can play above or below the bridge. Hang from the bottom of the Rope Net Bridge, or climb on the roof of the Rope Tunnel Bridge – there's no limit!



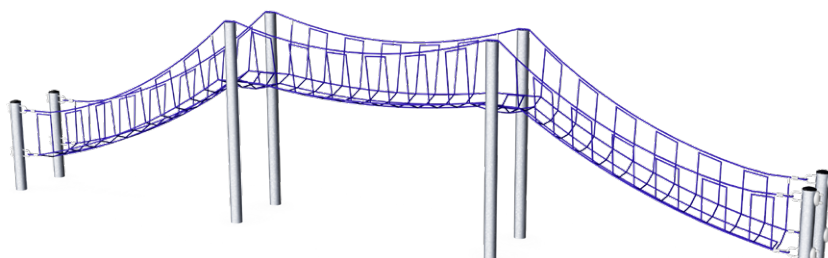
Tunnel Bridge  
COR65090



Bridge with Wooden slats, 39 ft  
COR64120



Small Suspension Bridge, 46 ft  
COR62140



Small Rope Bridge, 39 ft  
COR66120

## PRODUCT INFORMATION

Product number	Product name	Age (years)	Fall height (ft & in)	Total height (ft & in)	Use zone (ft <sup>2</sup> )	Use zone dimensions (ft & in x ft & in)	Excavation /Concrete (yd <sup>3</sup> )	Installation (hours)	Shipment weight (lbs)
COR65090	Tunnel Bridge	5-12	9'0"	9'0"	658	42'3" x 16'4"	6.15 / 6.15	17.2	1,565
COR64120	Bridge with Wooden slats, 39 ft	5-12	6'1"	9'7"	847	52'7" x 16'9"	7.85 / 7.85	17.2	2,249
COR62140	Small Suspension Bridge, 46 ft	5-12	3'3"	13'8"	899	58'8" x 15'10"	7.06 / 7.06	25.7	1,345
COR66120	Small Rope Bridge, 39 ft	5-12	6'9"	9'6"	802	52'7" x 16'2"	6.54 / 6.54	25.7	1,521



Net Bridge w/ Coconut Rope, 39 ft  
COR63120

## PRODUCT INFORMATION

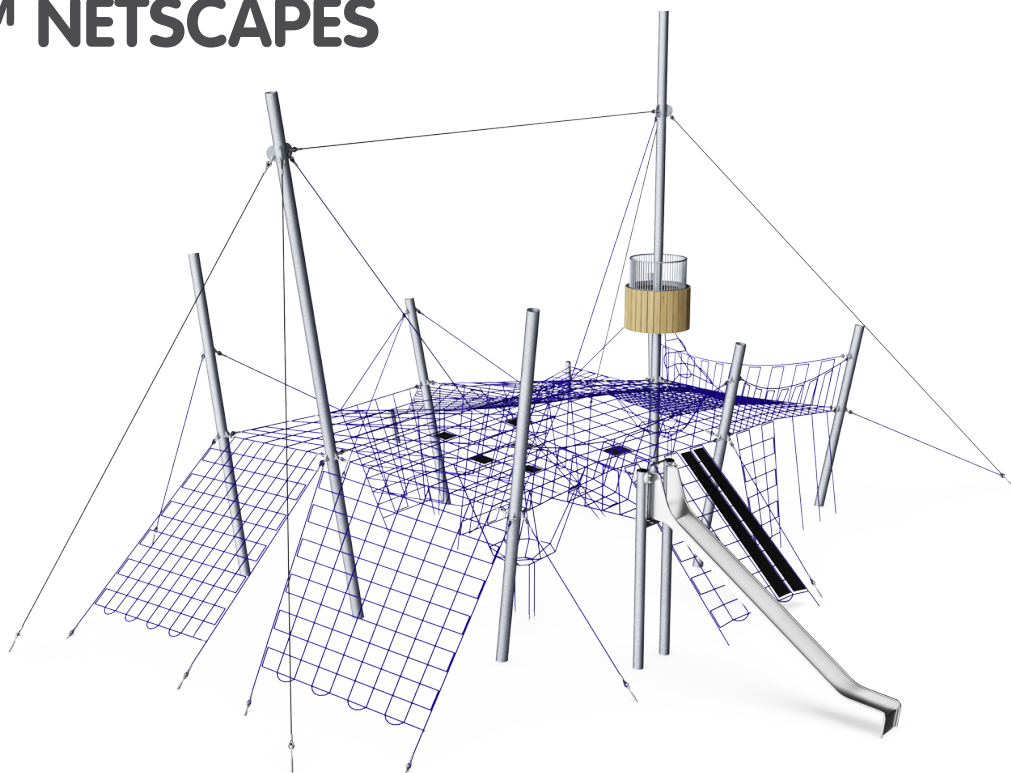
Product number	Product name	Age (years)	Fall height (ft & in)	Total height (ft & in)	Use zone (ft <sup>2</sup> )	Use zone dimensions (ft & in x ft & in)	Excavation /Concrete (yd <sup>3</sup> )	Installation (hours)	Shipment weight (lbs)
COR63120	Net Bridge w/ Coconut Rope, 39 ft	5-12	7'5"	9'7"	791	53'0" x 16'0"	6.54 / 6.54	17.2	1,587

# COROCORD™ NETSCAPES

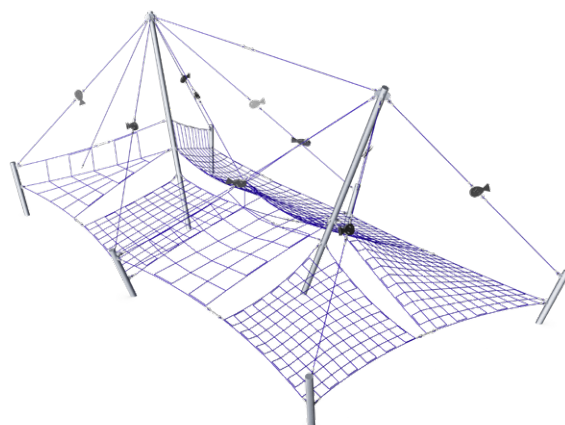
## Huge playscapes

Let the imagination run wild: Climb with the spiders on the Spider's Web or go fishing with the Cutter Nets. The Small Fishing Net with its 26 foot high mast is quite an eye-catcher. The net can be accessed from all sides, and different mesh sizes and shifted levels provide various difficulties and challenges for children of all ages.


The structures offer a huge play capacity and great potential for role-play. A stainless steel slide completes this playful package, bringing children back to ground level so they can start the journey all over again!



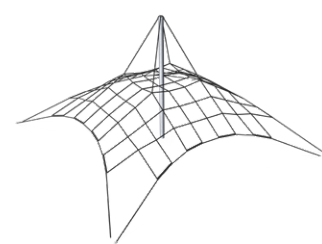
Fishing Net with Crows Nest  
COR26700



Small Fishing Net  
COR26600



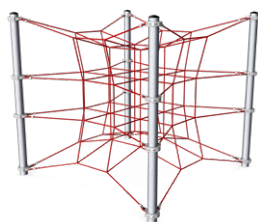
Small Cutter Climbing Net  
COR26030



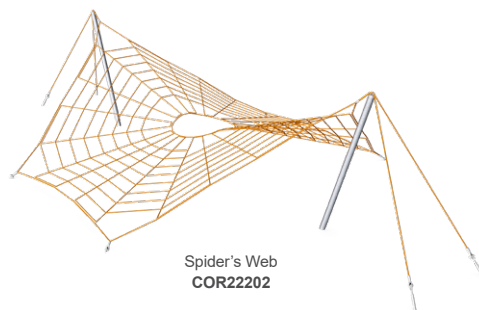
Large Play Net  
COR23601

## PRODUCT INFORMATION

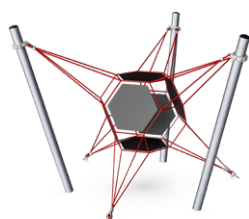
Product number	Product name	Age (years)	Fall height (ft & in)	Total height (ft & in)	Use zone (ft <sup>2</sup> )	Use zone dimensions (ft & in x ft & in)	Excavation /Concrete (yd <sup>2</sup> )	Installation (hours)	Shipment weight (lbs)
COR26700	Fishing Net with Crows Nest	5-12	9'10"	32'6"	3,371	67'3" x 76'11"	70.11 / 70.11	103	12,952
COR26600	Small Fishing Net	5-12	9'6"	25'11"	3,407	87'6" x 46'2"	27.47 / 27.47	68.6	5,512
COR23601	Large Play Net	5-12	4'11"	10'0"	882	31'8" x 31'8"	4.05 / 4.05	8.6	617
COR26030	Small Cutter Climbing Net	5-12	6'7"	9'10"	769	31'0" x 31'0"	6.93 / 4.19	17	1,213



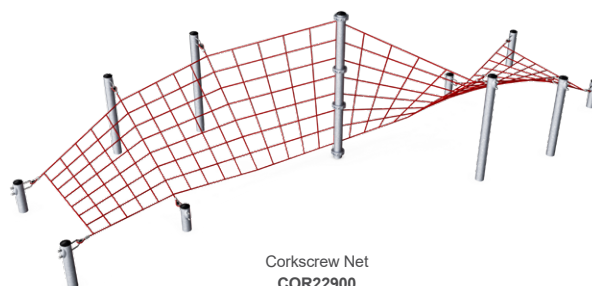
Cube  
COR25204



Spider's Web  
COR22202



Sputnik  
COR25303



Corkscrew Net  
COR22900

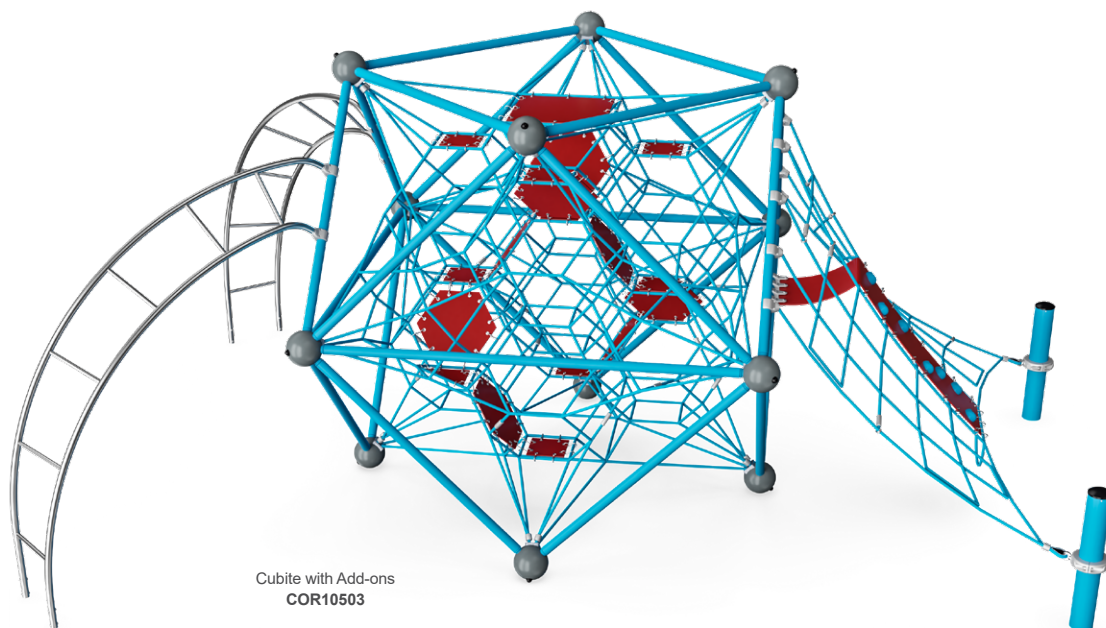
## PRODUCT INFORMATION

Product number	Product name	Age (years)	Fall height (ft & in)	Total height (ft & in)	Use zone (ft <sup>2</sup> )	Use zone dimensions (ft & in x ft & in)	Excavation /Concrete (yd <sup>3</sup> )	Installation (hours)	Shipment weight (lbs)
COR25204	Cube	5-12	9'6"	9'6"	472	22'6" x 22'6"	5.23 / 5.23	14.3	948
COR22202	Spider's Web	5-12	7'6"	9'10"	1,481	58'5" x 36'5"	7.72 / 7.72	25.7	1,213
COR25303	Sputnik	5-12	9'2"	9'2"	449	24'8" x 23'10"	5.75 / 5.75	12.9	1,102
COR22900	Corkscrew Net	5-12	8'2"	8'2"	863	44'6" x 25'7"	8.5 / 8.5	25.7	1,224

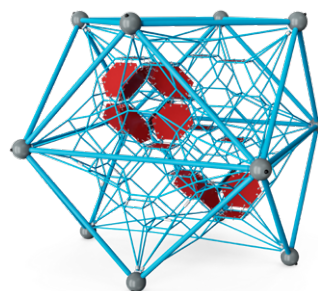
# COROCORD™ FRAME NETS

Modernism, geometry, and flexibility

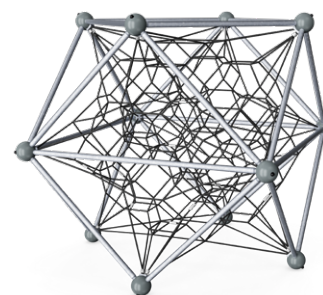
The Corocord Frame Net is KOMPAN's latest innovation in rope play. The newest technology facilitates various ways of customization with the use of membranes, themes, and colors.



Cubite with Add-ons  
COR10503



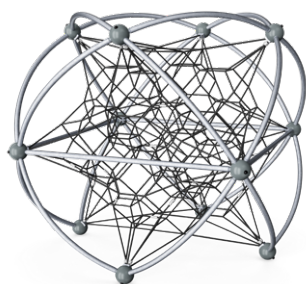
Cubite with House Membrane  
COR10501




Cubite  
COR48330

## PRODUCT INFORMATION

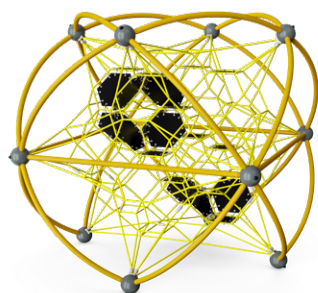
Product number	Product name	Age (years)	Fall height (ft & in)	Total height (ft & in)	Use zone (ft <sup>2</sup> )	Use zone dimensions (ft & in x ft & in)	Excavation /Concrete (yd <sup>3</sup> )	Installation (hours)	Shipment weight (lbs)
COR48330	Cubite	5-12	9'10"	9'10"	438	25'7" x 25'7"	2.35 / 1.31	19.8	1,672
COR10501	Cubite with House Membrane	5-12	9'10"	9'10"	438	25'7" x 25'7"	2.35 / 1.31	20.5	2,199
COR10503	Cubite with Add-ons	5-12	9'10"	9'10"	740	35'9" x 35'8"	5.89 / 3.27	29.8	3,026



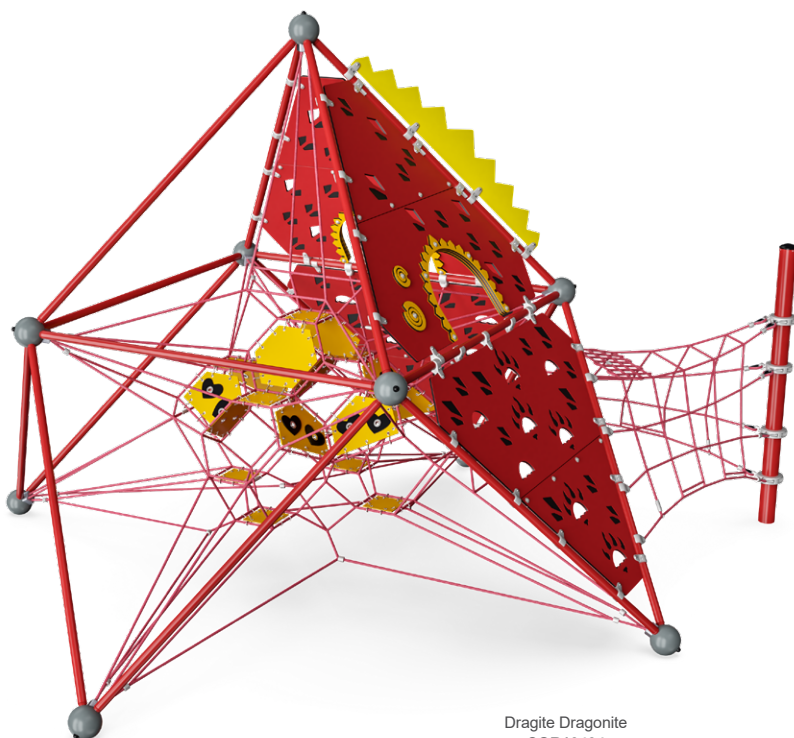
Circite  
COR46330



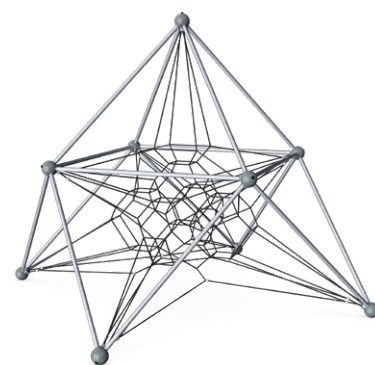
Circite Flowite  
COR10484



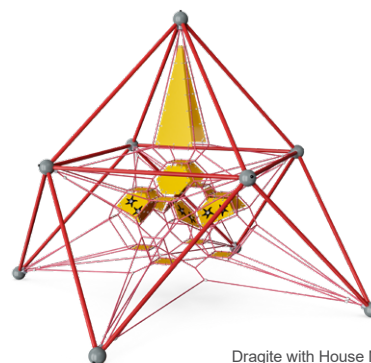
Circite with House Membrane  
COR10481



Dragite Dragonite  
COR10494



Dragite  
COR47330



Dragite with House Membrane  
COR10491

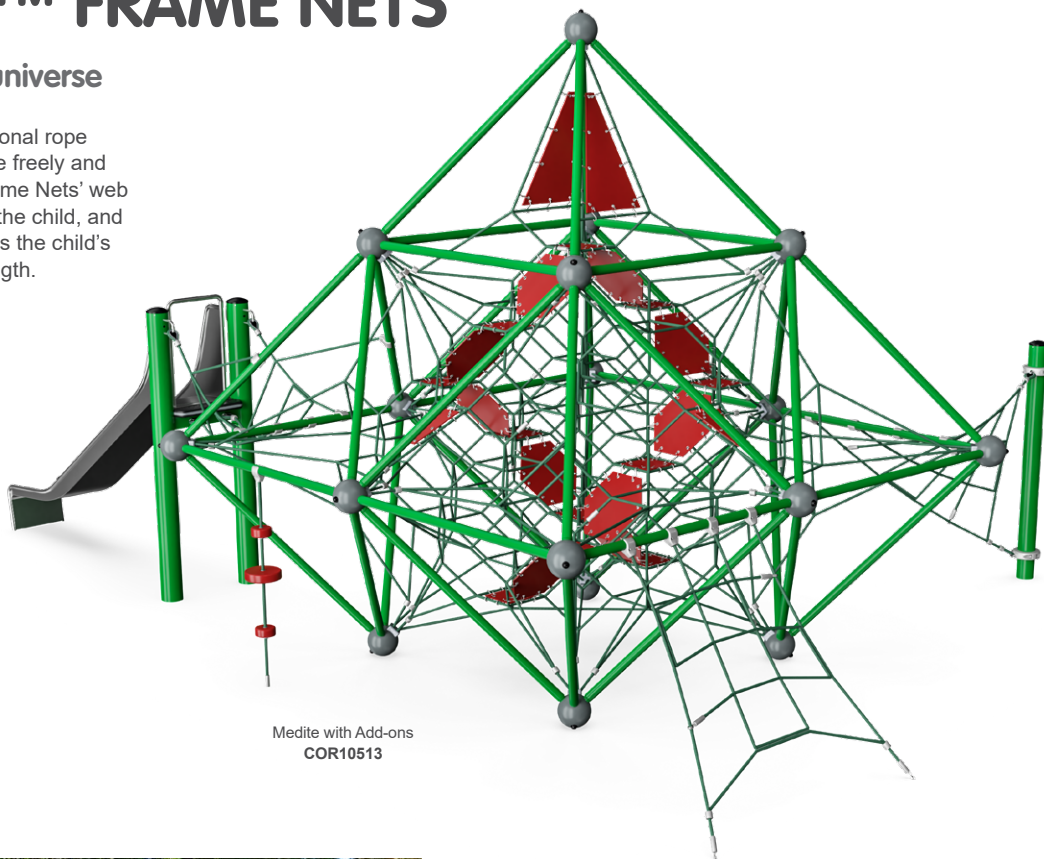
## PRODUCT INFORMATION

Product number	Product name	Age (years)	Fall height (ft & in)	Total height (ft & in)	Use zone (ft <sup>2</sup> )	Use zone dimensions (ft & in x ft & in)	Excavation /Concrete (yd <sup>3</sup> )	Installation (hours)	Shipment weight (lbs)
COR46330	Circite	2-5	9'10"	10'3"	456	25'7" x 25'7"	2.35 / 1.31	20.4	1,791
COR10481	Circite with House Membrane	2-5	9'10"	10'3"	456	25'7" x 25'7"	2.35 / 1.31	21.1	2,318
COR10484	Circite Flowite	2-5	9'10"	10'8"	593	32'10" x 27'4"	4.58 / 2.49	28.4	2,578
COR47330	Dragite	5-12	7'7"	14'4"	650	26'4" x 26'4"	2.35 / 1.31	14.8	1,483
COR10491	Dragite with House Membrane	5-12	7'6"	14'4"	650	26'4" x 26'4"	2.35 / 1.31	16.3	1,805
COR10494	Dragite Dragonite	5-12	7'7"	14'4"	722	26'4" x 32'11"	4.32 / 2.62	39.3	2,828

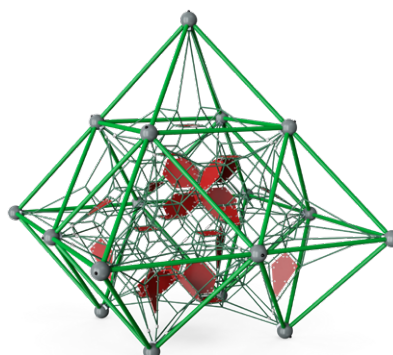
# COROCORD™ FRAME NETS

## A three-dimensional play universe

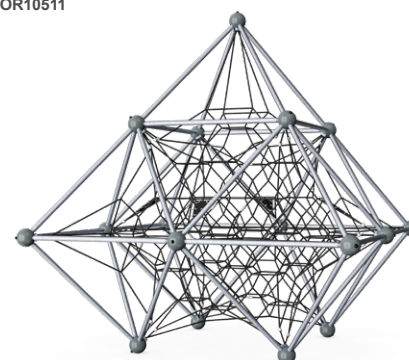
The Frame Nets unfold a three-dimensional rope environment in which children can move freely and play in all directions. Navigating the Frame Nets' web of ropes encourages logical thinking in the child, and stepping from one rope to the next trains the child's cross-coordination skills and body strength.



Medite with Add-ons  
COR10513



Medite with House Membrane  
COR10511

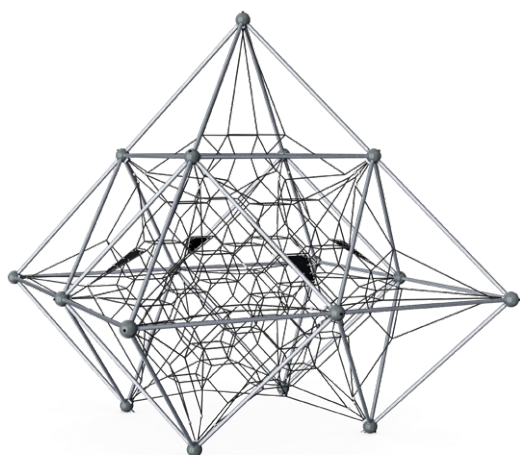


Medite  
COR49330

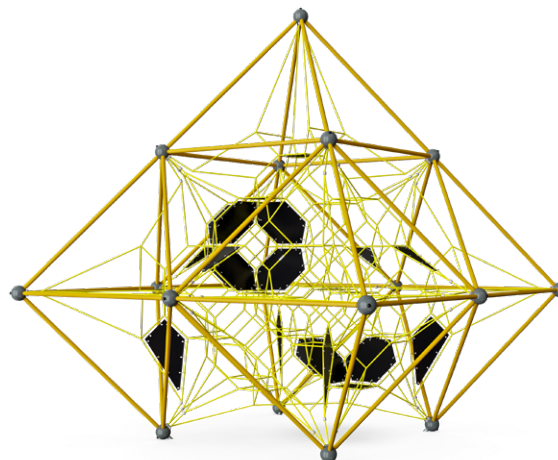
## PRODUCT INFORMATION

Product number	Product name	Age (years)	Fall height (ft & in)	Total height (ft & in)	Use zone (ft <sup>2</sup> )	Use zone dimensions (ft & in x ft & in)	Excavation /Concrete (yd <sup>3</sup> )	Installation (hours)	Shipment weight (lbs)
COR49330	Medite	5-12	5'5"	14'8"	625	25'10" x 25'10"	2.35 / 1.31	28.7	2,614
COR10511	Medite with House Membrane	5-12	5'5"	14'8"	625	25'10" x 25'10"	2.35 / 1.31	29.4	3,457
COR10513	Medite with Add-ons	5-12	5'8"	14'8"	905	32'5" x 41'8"	7.46 / 4.45	40.8	4,381

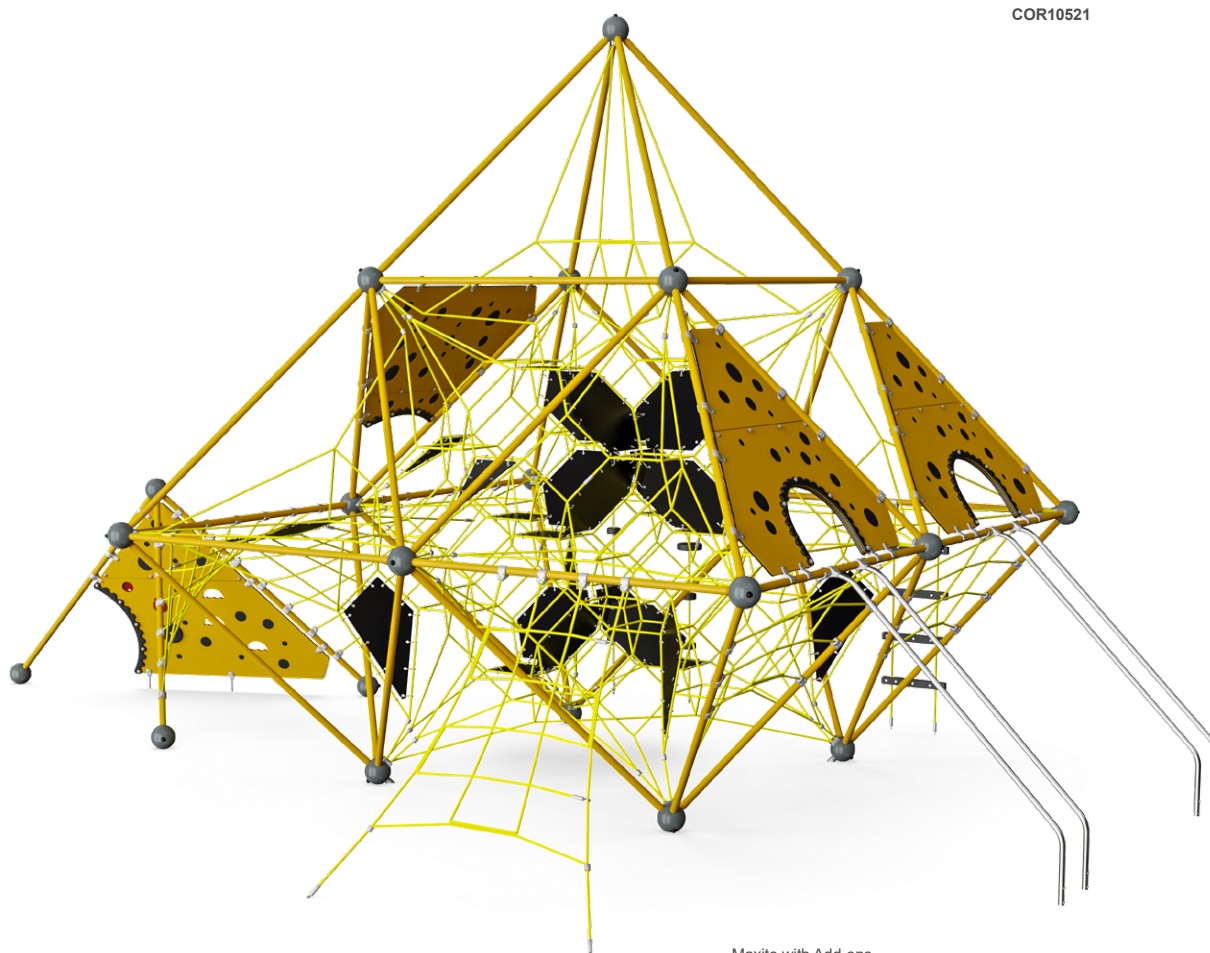




Maxite  
COR49480



Maxite with House Membrane  
COR10521



Maxite with Add-ons  
COR10524

## PRODUCT INFORMATION

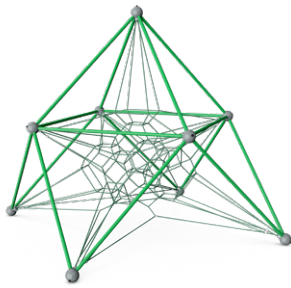
Product number	Product name	Age (years)	Fall height (ft & in)	Total height (ft & in)	Use zone (ft <sup>2</sup> )	Use zone dimensions (ft & in x ft & in)	Excavation /Concrete (yd <sup>3</sup> )	Installation (hours)	Shipment weight (lbs)
COR49480	Maxite	5-12	7'5"	21'0"	969	31'10" x 31'10"	7.59 / 4.58	34.7	3,481
COR10521	Maxite with House Membrane	5-12	7'5"	21'0"	969	31'10" x 31'10"	7.59 / 4.58	36.3	4,432
COR10524	Maxite with Add-ons	5-12	7'6"	21'0"	1,375	52'5" x 36'2"	13.08 / 7.59	63.8	6,197

# FLEXIBILITY

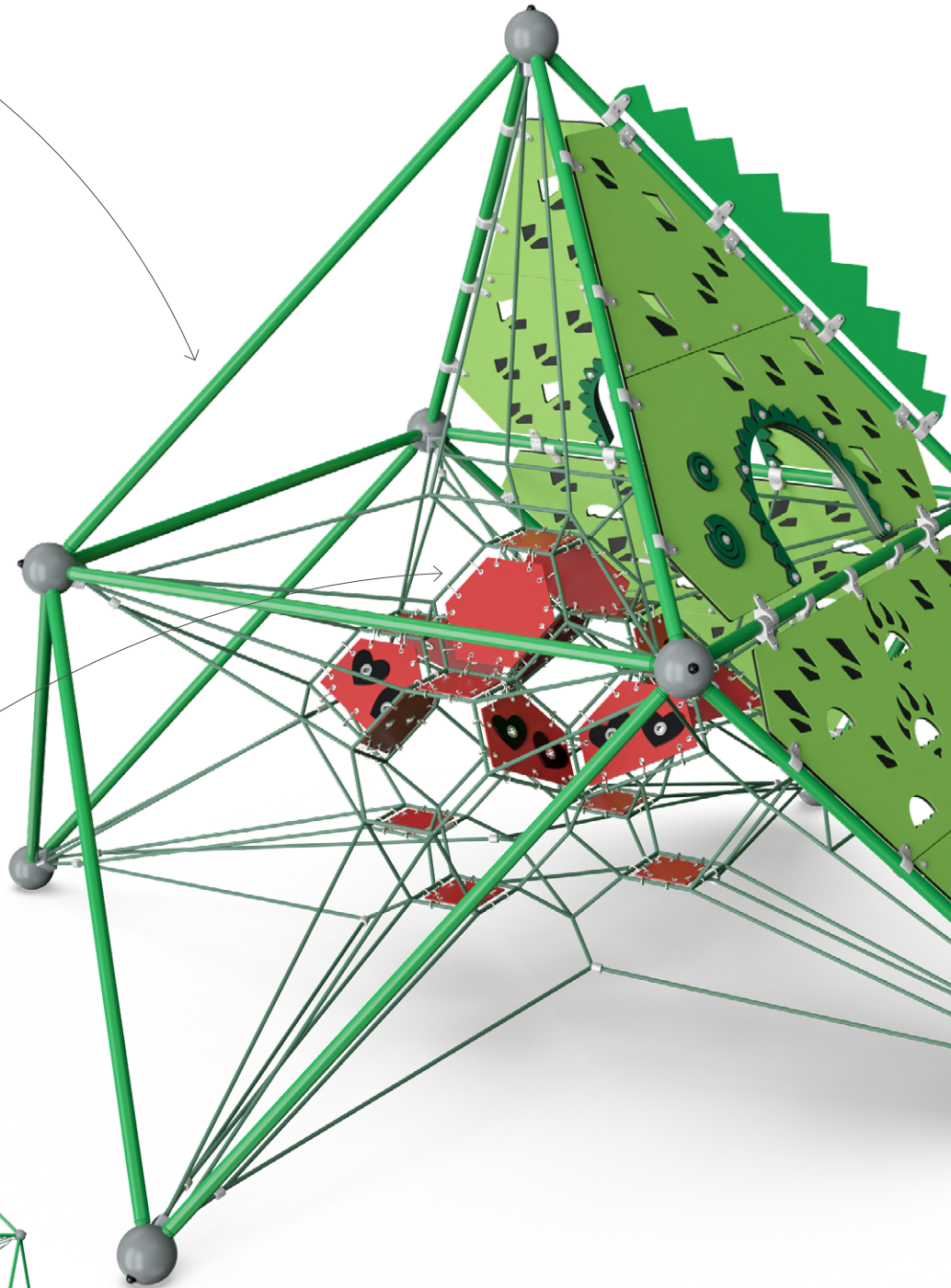
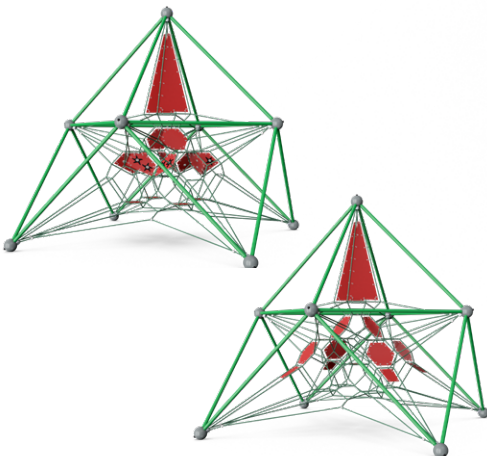
TO PLAY IT YOUR WAY...

All Frame Nets structures are available in different configurations with a variety of add-ons that bring lots of activities and more play value to the core structures.


DRAGITE CORE



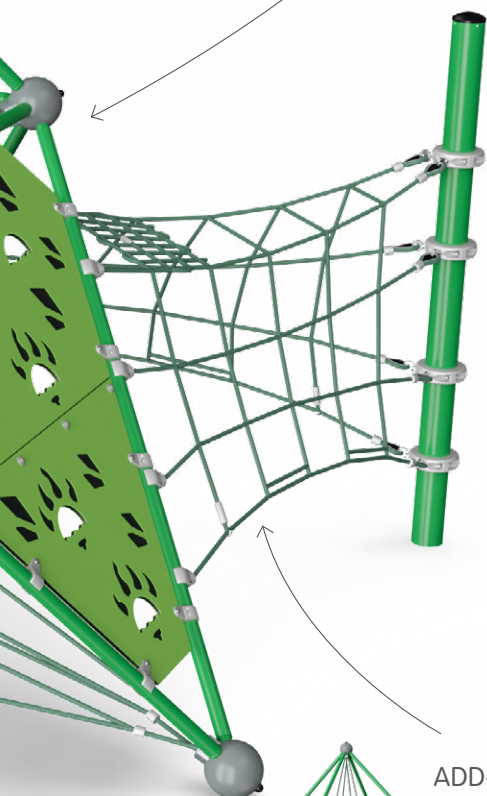
MEMBRANE ELEMENTS




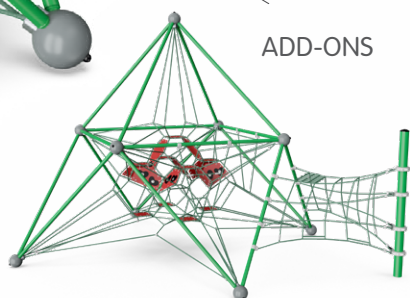
## COLOR THEMES




THEMED PANELS




ADD-ONS



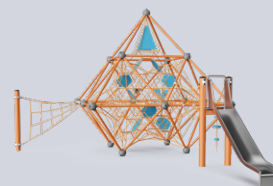
Luna



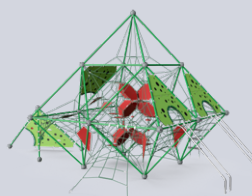
Mars



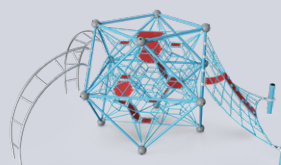
Solaris



Venus



Terra



Neptune

## FURTHER INFORMATION

Contact us for more information about the extensive collection of items for individual and flexible configuration of Corocord standard solutions.

Please also notice that prices and delivery terms depend on specified configurations.





# NATURE PLAY

# ROBINIA VILLAGE

Create your own Robinia play village and embrace children of all ages

KOMPAN's Organic Robinia product portfolio contains loads of products and play experiences. The product portfolio embraces children of all ages, with spacious playhouses starting from the age of 2 to large, fun-filled play structures for the older children.

Besides all the fun, Robinia structures add a gentle and calm natural look to the playground and local community. Whether you want your playground to stand out or blend in, Robinia could be your answer. Robinia can either help bring nature to an urban area, or enhance and blend into a suburban natural area. And who doesn't love the look of nature?



The Wizard's Hideaway ADA  
NRO409



Village Shop  
NRO404



Village House  
NRO405



Forest Shop  
NRO407



Forest Cottage  
NRO408



Playhouse with Roof  
NRO401



Playhouse with Roof & Wall  
NRO402

## PRODUCT INFORMATION

Product number	Product name	Age (years)	Fall height (ft & in)	Total height (ft & in)	Use zone (ft <sup>2</sup> )	Use zone dimensions (ft & in x ft & in)	Excavation /Concrete (yd <sup>3</sup> )	Installation (hours)	Shipment weight (lbs)
NRO409	The Wizard's Hideaway ADA (QS)	2-5	2'11"	10'9"	470	21'4" x 26'10"	1.14 / 0	26.5	2,828
NRO404	Village Shop (QS)	2-5	-	8'5"	-	6'7" x 6'	0.22 / 0	10.8	1,367
NRO405	Village House	2-5	1'7"	9'5"	305.7	20'8" x 17'9"	0.6 / 0	15.7	1,696
NRO407	Forest Shop	2-5	-	8'6"	-	5'7" x 6'4"	0.22 / 0	8.7	1,113
NRO408	Forest Cottage	2-5	1'7"	9'7"	310	20'8" x 18'	0.6 / 0	16	1,932
NRO401	Playhouse with Roof	2-5	-	8'6"	-	5'5" x 5'6"	0.17 / 0.03	4.9	530
NRO402	Playhouse with Roof & Wall	2-5	-	8'6"	-	8'11" x 5'7"	0.39 / 0.06	6.9	786



Play Tower + Slide & Banister Bars  
NRO1018



Play Tower with Slide  
NRO1019



Track Ride Tower  
NRO1022



Double Tower with Double Slide  
NRO2007

## PRODUCT INFORMATION

Product number	Product name	Age (years)	Fall height (ft & in)	Total height (ft & in)	Use zone (ft <sup>2</sup> )	Use zone dimensions (ft & in x ft & in)	Excavation /Concrete (yd <sup>3</sup> )	Installation (hours)	Shipment weight (lbs)
NRO1018	Play Tower + Slide & Banister Bars	5-12	6'10"	9'9"	502	29'8" x 23'10"	1.37 / 0.16	22.4	1,888
NRO1022	Track Ride Tower	5-12	6'5"	8'10"	562	34'1" x 21'7"	2.04 / 0.2	14.6	1,791
NRO2007	Double Tower with Double Slide	2-5	4'10"	9'9"	700	33'11" x 31'5"	3.05 / 0.16	38.1	3,708
NRO1019	Play Tower with Slide	5-12	4'10"	12'4"	447	26'1" x 26'4"	1.18 / 0.21	21.2	1,762

# ROBINIA VILLAGE



Double Tower with Spider Net ADA  
NRO2006



Play Tower with Slide & Desk  
NRO1020



Play Tower + Slide & Curly Climber  
NRO1021



Multideck Tower, Monkey Bar, Desk  
NRO1024



Multideck Play Tower + Monkey Bar  
NRO1023



Mega Deck Play Tower ADA  
NRO1025

## PRODUCT INFORMATION

Product number	Product name	Age (years)	Fall height (ft & in)	Total height (ft & in)	Use zone (ft <sup>2</sup> )	Use zone dimensions (ft & in x ft & in)	Excavation /Concrete (yd <sup>3</sup> )	Installation (hours)	Shipment weight (lbs)
NRO2006	Double Tower with Spider Net ADA	5-12	7'3"	14'5"	625	27'5" x 34'6"	2.34 / 0.4	31	3,404
NRO1020	Play Tower with Slide & Desk	2-5	7'3"	13'8"	449	25'7" x 24'1"	1.2 / 0.22	24.8	2,308
NRO1021	Play Tower + Slide & Curly Climber	5-12	7'3"	14'5"	461	25'7" x 26'7"	1.45 / 0.25	28.3	2,407
NRO1023	Multideck Play Tower + Monkey Bar	5-12	6'9"	12'4"	604	26'1" x 31'6"	2.13 / 0.27	29.6	2,925
NRO1024	Multideck Tower, Monkey Bar, Desk	5-12	6'9"	13'8"	601	31'10" x 30'	2.13 / 0.31	32.9	3,065
NRO1025	Mega Deck Play Tower ADA	5-12	6'10"	13'8"	607	31'3" x 28'5"	2.19 / 0.22	36.8	3,793





Multideck Tower, Banister Bars ADA  
NRO1026



The Witch's Tower ADA  
NRO2008



Double Tower with Spider Net ADA  
NRO2009



Wizard's Double Tower Fortress ADA  
NRO2010



Double Tower, Turbo Challenge ASTM  
NRO2012



Double Tower with Valley Bridge  
NRO3001

## PRODUCT INFORMATION

Product number	Product name	Age (years)	Fall height (ft & in)	Total height (ft & in)	Use zone (ft <sup>2</sup> )	Use zone dimensions (ft & in x ft & in)	Excavation /Concrete (yd <sup>3</sup> )	Installation (hours)	Shipment weight (lbs)
NRO1026	Multideck Tower, Banister Bars ADA	5-12	9'10"	16'8"	627	30' x 30'11"	1.98 / 0.25	44.4	3,922
NRO2008	The Witch's Tower ADA	5-12	9'10"	17'6"	830	42'4" x 31'3"	2.77 / 0.51	56	5,291
NRO2009	Double Tower with Spider Net ADA	5-12	6'10"	13'8"	811	39' x 34'3"	2.81 / 0.41	36.3	4,064
NRO2010	Wizard's Double Tower Fortress ADA	5-12	8'2"	17'6"	967.7	33'2" x 49'11"	3.37 / 0.47	59.1	5,651
NRO2012	Double Tower, Turbo Challenge ASTM	5-12	7'4"	13'8"	728.7	32'2" x 32'	3.09 / 0.96	40.9	3,797
NRO3001	Double Tower with Valley Bridge	5-12	9'10"	13'8"	947	49'7" x 30'8"	5.18 / 1.91	58.7	5,473

# ROBINIA CASTLES

## One big invitation to play

With a Robinia castle, no princess will ever be in distress. Instead, prepare for action and adventures suitable for queens and kings.

A Robinia castle is packed with fun on all levels and floors. Children can let their imaginations run wild and explore every little nook and cranny.

With its impressive size, a Robinia castle can embrace numerous children of all ages playing at the same time.

Playing side by side in an imaginative world helps children develop both social and cognitive creative skills.



Tall Castle, Medium  
NRO429



Castle, Small  
NRO421



Tall Castle, Small  
NRO427



Castle, Large  
NRO425



Castle, Medium  
NRO423

## PRODUCT INFORMATION

Product number	Product name	Age (years)	Fall height (ft & in)	Total height (ft & in)	Use zone (ft <sup>2</sup> )	Use zone dimensions (ft & in x ft & in)	Excavation /Concrete (yd <sup>3</sup> )	Installation (hours)	Shipment weight (lbs)
NRO429	Tall Castle, Medium	5-12	7'10"	25'11"	1,720	47'11" x 32'10"	125.69 / 27.73	343.2	24,862
NRO427	Tall Castle, Small	5-12	7'10"	29'10"	1,184	46'7" x 41'4"	90.25 / 19.88	228.8	21,149
NRO421	Castle, Small	5-12	9'10"	18'6"	670.6	34'5" x 28'2"	4.19 / 2.09	66	6,450
NRO423	Castle, Medium	5-12	9'10"	18'6"	1,069	37'2" x 40'2"	7.59 / 3.4	94.8	9,172
NRO425	Castle, Large	5-12	9'10"	18'6"	1,374.6	45'8" x 36'9"	9.18 / 4.31	119.5	11,430



Tall Castle, Large  
NRO431

## PRODUCT INFORMATION

Product number	Product name	Age (years)	Fall height (ft & in)	Total height (ft & in)	Use zone (ft <sup>2</sup> )	Use zone dimensions (ft & in x ft & in)	Excavation /Concrete (yd <sup>3</sup> )	Installation (hours)	Shipment weight (lbs)
NRO431	Tall Castle, Large	5-12	7'10"	29'4"	3,358	61'1" x 68'11"	235.95 / 52.32	743.6	36,154

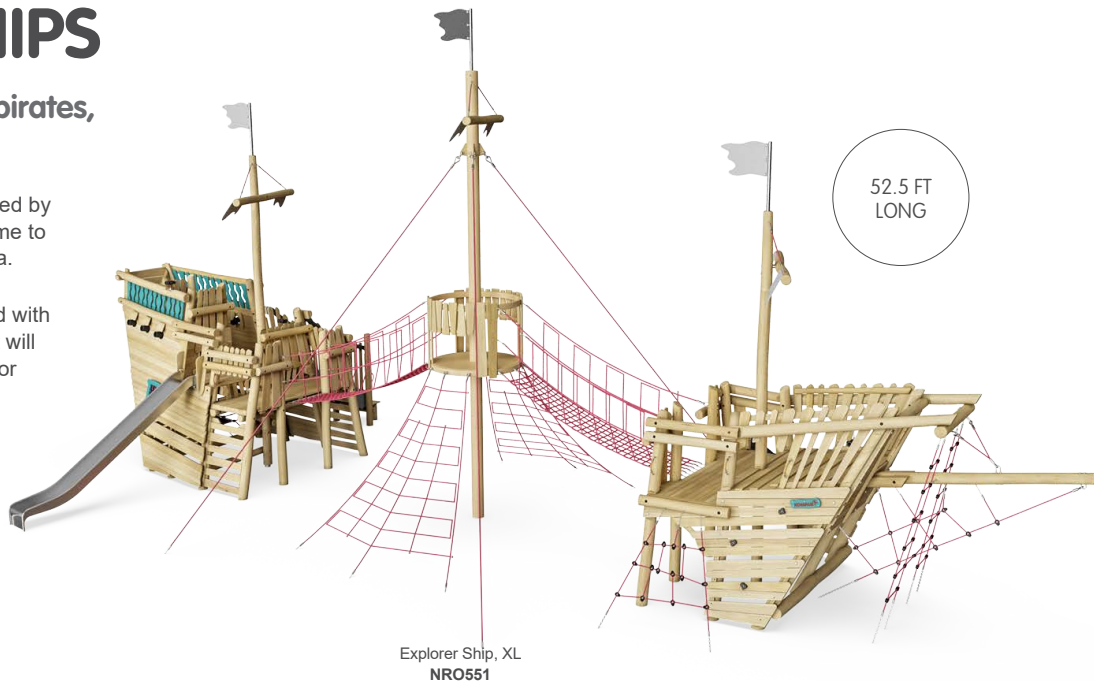
# ROBINIA SHIPS

Ahoy, all daredevils and pirates, beware!

If your playground has been conquered by sea monsters and pirates, then it's time to get everybody on deck and get to sea.


KOMPAN's Robinia Ships are packed with fun, adventure-creating activities that will have children playing and exploring for hours on end.

With so much to explore, the play stories are likely to reach beyond the seven seas, and before you know it, you'll be receiving conquered gold coins in return for just 5 more minutes on the playground.




## PRODUCT INFORMATION

Product number	Product name	Age (years)	Fall height (ft & in)	Total height (ft & in)	Use zone (ft <sup>2</sup> )	Use zone dimensions (ft & in x ft & in)	Excavation /Concrete (yd <sup>3</sup> )	Installation (hours)	Shipment weight (lbs)
NRO551	Explorer Ship, XL	5-12	9'10"	29'1"	1,991	40'1" x 77'2"	36.62 / 17.79	91.5	13,638
NRO547	Explorer Ship, Large	5-12	9'10"	22'6"	1,155	38'7" x 50'	15.19 / 7.85	95.8	13,153
NRO543	Explorer Ship, Medium	5-12	8'10"	19'1"	953	36'6" x 43'7"	10.95 / 5.18	62.1	10,715



Pirate Ship, Medium  
NRO541



Pirate Ship, XL  
NRO549

52.5 FT  
LONG



Pirate Ship, Large  
NRO545

## PRODUCT INFORMATION

Product number	Product name	Age (years)	Fall height (ft & in)	Total height (ft & in)	Use zone (ft <sup>2</sup> )	Use zone dimensions (ft & in x ft & in)	Excavation /Concrete (yd <sup>3</sup> )	Installation (hours)	Shipment weight (lbs)
NRO541	Pirate Ship, Medium	5-12	8'10"	19'1"	953	36'6" x 43'7"	10.95 / 5.18	60.1	9,934
NRO545	Pirate Ship, Large	5-12	9'10"	22'6"	1,155	38'7" x 50'	15.7 / 7.85	82.9	13,153
NRO549	Pirate Ship, XL	5-12	9'10"	29'1"	1,991	40'1" x 77'2"	36.62 / 17.79	91.5	13,638

# ROBINIA PLAYHUTS

## A cozy play space for the youngest

The new Robinia Playhuts bring something new to KOMPAN nature play by drawing on a classic “house” look. In other words, the new Playhuts mix the benefits children get from exploring familiar concepts like “house” or “home” through play with the wonders of nature.



Playhut with Side  
NRO410



Playhut with Side & Desks  
NRO411



Playhut with Two Sides  
NRO412

### PRODUCT INFORMATION

Product number	Product name	Age (years)	Fall height (ft & in)	Total height (ft & in)	Use zone (ft <sup>2</sup> )	Use zone dimensions (ft & in x ft & in)	Excavation /Concrete (yd <sup>3</sup> )	Installation (hours)	Shipment weight (lbs)
NRO410	Playhut with Side	2-5	-	5'2"	-	5'11" x 3'3"	0.66 / 0	4.3	417
NRO411	Playhut with Side & Desks	2-5	-	5'2"	-	5'11" x 5'4"	0.82 / 0	5.5	503
NRO412	Playhut with Two Sides	2-5	-	5'2"	-	5'11" x 3'3"	0.66 / 0	4.8	460



Playhut with Two Sides & Desks  
NRO413



Playhut with Side, Gable & Desks  
NRO414



Playhut with Side, Gable & Desks  
NRO415



## PRODUCT INFORMATION

Product number	Product name	Age (years)	Fall height (ft & in)	Total height (ft & in)	Use zone (ft <sup>2</sup> )	Use zone dimensions (ft & in x ft & in)	Excavation /Concrete (yd <sup>3</sup> )	Installation (hours)	Shipment weight (lbs)
NRO413	Playhut with Two Sides & Desks	2-5	-	5'2"	-	5'11" x 5'4"	0.82 / 0	6	546
NRO414	Playhut with Side, Gable & Desks	2-5	-	5'2"	-	5'11" x 5'4"	0.82 / 0	6.9	654
NRO415	Playhut with Side, Gable & Desks	2-5	-	5'2"	-	5'11" x 5'4"	0.82 / 0	7	666

# ROBINIA SPRINGERS

For the youngest, almost nothing beats rocking

As infants, we are soothed by our mother's gentle rocking. As we grow, rocking becomes fun. And for the young child, being able to rock on their own is the best part.

Robinia springers allow young children to experience the joy of rocking – either on their own or with a friend. Robinia springers are hand carved and come in many adorable shapes that draw children to them.

Rocking trains a child's sense of balance and spatial awareness – senses that ultimately help the child navigate safely in traffic and concentrate.



Dolphin Springer  
NRO111



Forest Bug Springer  
NRO112



Snail Springer  
NRO115



Bee Springer  
NRO118



Forest Ant Springer  
NRO119



Mule  
NRO101



Pony  
NRO102



Multi Springer  
NRO104



Seesaw, 2 persons  
NRO105



Seesaw, 4 persons  
NRO106

## PRODUCT INFORMATION

Product number	Product name	Age (years)	Fall height (ft & in)	Total height (ft & in)	Use zone (ft <sup>2</sup> )	Use zone dimensions (ft & in x ft & in)	Excavation /Concrete (yd <sup>3</sup> )	Installation (hours)	Shipment weight (lbs)
NRO111	Dolphin Springer (QS)	2-12	1'10"	2'3"	176.5	15'3" x 13'7"	0.22 / 0	2	93
NRO112	Forest Bug Springer (QS)	2-12	1'7"	2'3"	163.6	14'4" x 13'7"	0.22 / 0	1.9	81
NRO115	Snail Springer	2-12	1'8"	2'3"	166.8	14'6" x 13'7"	0.22 / 0	2.2	132
NRO118	Bee Springer (QS)	2-12	1'10"	2'5"	164	14'6" x 13'7"	0.22 / 0	1.9	90
NRO119	Forest Ant Springer	2-12	1'8"	2'3"	164	14'6" x 13'7"	0.22 / 0	1.9	89
NRO101	Mule	2-12	1'7"	2'1"	156.1	13'5" x 14'9"	0.21 / 0	2.1	107
NRO102	Pony	2-12	2'5"	2'5"	156.1	13'1" x 14'11"	0.21 / 0	2.1	106
NRO104	Multi Springer	2-12	1'6"	1'6"	107.1	14'9" x 14'6"	1.01 / 0	2.9	281
NRO105	Seesaw, 2 persons	5-12	3'9"	2'10"	318.6	26'2" x 13'7"	0.75 / 0.2	3.7	374
NRO106	Seesaw, 4 persons	5-12	3'9"	2'10"	276.6	25'2" x 13'7"	0.75 / 0.2	3.7	381




# ROBINIA DYNAMICS

## Spinning, sliding, swinging – three vital movements in child development

Children need the dizzying input that comes from spinning, sliding, and swinging. These important movement experiences help the child's nervous system to mature. And the best thing is that children love it!

The Robinia Dynamics portfolio invites children of all ages and abilities to come and experience the fun, dizzy feeling. Besides being great fun, these activities also help children train their sense of balance, muscle strength, and bone density.



Carousel with Seats  
NRO120



Spinner Plate  
NRO110




Turbo Challenge  
NRO884


### PRODUCT INFORMATION

Product number	Product name	Age (years)	Fall height (ft & in)	Total height (ft & in)	Use zone (ft <sup>2</sup> )	Use zone dimensions (ft & in x ft & in)	Excavation /Concrete (yd <sup>3</sup> )	Installation (hours)	Shipment weight (lbs)
NRO120	Carousel with Seats	5-12	2'8"	2'8"	419.8	23'1" x 23'1"	0.58 / 0.54	2.9	401
NRO110	Spinner Plate (QS)	5-12	2'0"	1'6"	146.4	13'7" x 13'8"	0.15 / 0.08	1.6	61
NRO884	Turbo Challenge	5-12	6'7"	8'8"	323	20'10" x 16'11"	0.66 / 0.46	9.1	1,046

# ROBINIA DYNAMICS



Double Somersault  
NRO808



Triple Somersault  
NRO809



Zipline Start Platform  
NRO879

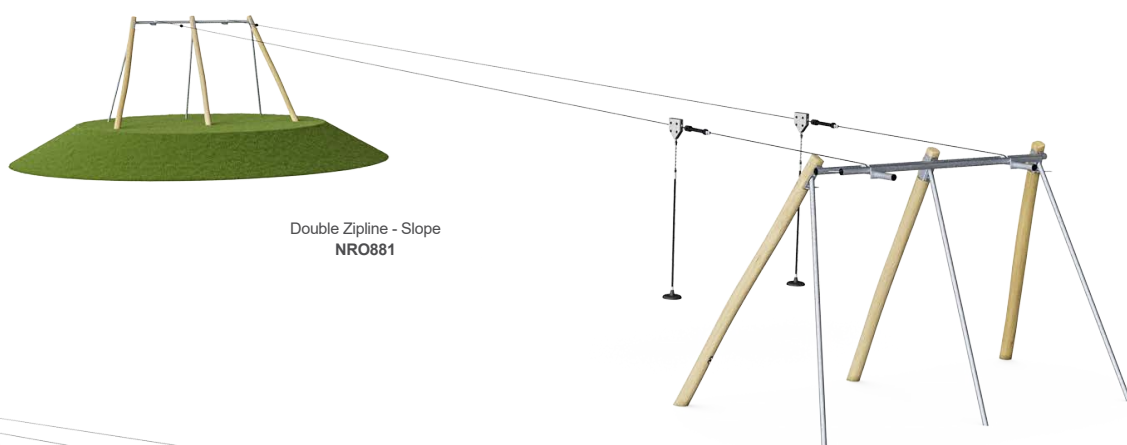
## PRODUCT INFORMATION

Product number	Product name	Age (years)	Fall height (ft & in)	Total height (ft & in)	Use zone (ft <sup>2</sup> )	Use zone dimensions (ft & in x ft & in)	Excavation /Concrete (yd <sup>3</sup> )	Installation (hours)	Shipment weight (lbs)
NRO808	Double Somersault	5-12	3'8"	4'11"	213	19'4" x 14'3"	0.28 / 0.05	2.7	205
NRO809	Triple Somersault (QS)	5-12	3'8"	4'11"	258.3	23' x 14'3"	0.37 / 0.06	3.4	275
NRO879	Zipline Start Platform	5-12	2'11"	7'5"	338	16'3" x 23'5"	2.01 / 0.11	9.3	997



Zipline - Flat  
NRO877

Zipline - Slope  
NRO875



Double Zipline - Slope  
NRO881

Double Zipline - Flat  
NRO883

## PRODUCT INFORMATION

Product number	Product name	Age (years)	Fall height (ft & in)	Total height (ft & in)	Use zone (ft <sup>2</sup> )	Use zone dimensions (ft & in x ft & in)	Excavation /Concrete (yd <sup>2</sup> )	Installation (hours)	Shipment weight (lbs)
NRO875	Zipline - Slope	5-12	3'3"	11'3"	1,612	120'11" x 21'10"	8.51 / 2.67	12.1	1,079
NRO877	Zipline - Flat	5-12	3'3"	11'3"	1,684	122'2" x 21'10"	8.96 / 2.81	12.6	1,172
NRO881	Double Zipline - Slope	5-12	3'3"	13'	2,522	120'11" x 28'3"	12.26 / 5.02	20	1,774
NRO883	Double Zipline - Flat	5-12	3'3"	13'	243.1	122' x 30'2"	12.39 / 5.27	20.8	1,915

# ROBINIA BALANCING

## Simple-looking and complex learning

"The ground is lava!"

Robinia balancing equipment calls for hours of balancing fun. Children develop some of the most important life skills here without even noticing.

Balancing helps train the eyesight and the child's ability to concentrate, two very basic skills that both improve children's readiness for school and their performance when going to school. A good sense of balance also helps the child be active – skills like kicking a ball or running both draw on the child's ability to balance right.

Robinia balancing equipment can be placed in numerous ways – alone, together, or in a line. Your playground, your choice, and your decision.



Stilts  
NRO806



Single Balance Beam  
NRO887



Double Balance Beam  
NRO888



Triple Balance Beam  
NRO889




Rope Bridge  
NRO811



Waterlilies Balance Post - 5 pcs  
NRO820



Sitting Pole  
NRO209



Balance Posts with Rope  
NRO832

## PRODUCT INFORMATION

Product number	Product name	Age (years)	Fall height (ft & in)	Total height (ft & in)	Use zone (ft <sup>2</sup> )	Use zone dimensions (ft & in x ft & in)	Excavation /Concrete (yd <sup>3</sup> )	Installation (hours)	Shipment weight (lbs)
NRO806	Stilts (QS)	5-12	3'7"	3'7"	286.3	16'1" x 20'2"	0.62 / 0.2	3.4	424
NRO887	Single Balance Beam	5-12	1'3"	1'3"	247.6	22'2" x 12'6"	0.11 / 0	2.3	192
NRO888	Double Balance Beam	5-12	1'3"	1'3"	356.3	28'1" x 19'7"	0.17 / 0	3.3	348
NRO889	Triple Balance Beam	5-12	1'3"	1'3"	465	36'8" x 19'7"	0.22 / 0	4.4	504
NRO811	Rope Bridge	5-12	8'6"	8'6"	215.3	19'4" x 13'9"	0.19 / 0.06	3.5	332
NRO820	Waterlilies Balance Post - 5 pcs	5-12	1'1"	1'1"	236.8	19'1" x 15'6"	0.28 / 0.1	2.4	188
NRO822	Waterlilies Balance Post	5-12	-	1'1"	143.2	13'6" x 13'7"	0.06 / 0.02	1.2	37
NRO209	Sitting Pole (QS)	6m-5	1'	1'	-	6" x -	0.06 / 0	0.9	30
NRO832	Balance Posts with Rope	5-12	3'11"	3'11"	277.7	22'4" x 15'9"	0.69 / 0.36	3.9	394

# ROBINIA OBSTACLE COURSES


## Bringing jungle fun to urban areas

A Robinia obstacle course is a challenge that children of all ages and abilities will want to take on. The rich variety of balancing, swaying, and climb-and-crawl activities are great fun and great training of fundamental physical (e.g. balance) and socio-emotional life skills.


A sense of balance is necessary for concentrating and even being able to sit still. When playing 'the ground is lava', children also develop skills in taking turns, consideration of others, and cooperation.



Parkour 1  
NRO856



Parkour 4  
NRO854



Parkour 5  
NRO857

## PRODUCT INFORMATION


Product number	Product name	Age (years)	Fall height (ft & in)	Total height (ft & in)	Use zone (ft <sup>2</sup> )	Use zone dimensions (ft & in x ft & in)	Excavation /Concrete (yd <sup>3</sup> )	Installation (hours)	Shipment weight (lbs)
NRO856	Parkour 1	5-12	5'7"	5'7"	352	26'11" x 20'1"	0.28 / 0	5	501
NRO854	Parkour 4 (QS)	5-12	8'11"	8'11"	758.9	27'3" x 44'9"	4.75 / 0.51	11.4	1,164
NRO857	Parkour 5	5-12	8'11"	8'11"	1,662	55'3" x 52'4"	7.72 / 1.48	28.7	3,346

# ROBINIA CLIMBING

## A contemporary climbing tree packed with challenges and fun

We all remember that special climbing tree we loved going to as children. We loved it not because it was easy, but because it was difficult. Robinia climbing structures can create the same great feeling for children living in urban areas where trees are few.


When climbing up high, a child gets a sense of achievement. Step by step, the child adds positively to his self-esteem. Along the way, the child also develops fine cross-coordination skills that ultimately help the child learn to read.



Jungle Dome  
NRO836



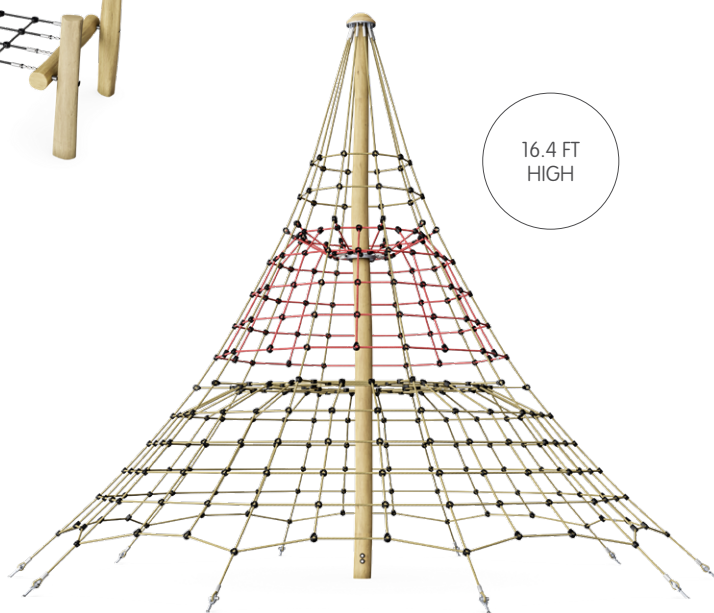
Climbing Net  
NRO813



Balance Net  
NRO831



Balance Poles  
NRO817



Tree Climber  
NRO834

16.4 FT  
HIGH

## PRODUCT INFORMATION

Product number	Product name	Age (years)	Fall height (ft & in)	Total height (ft & in)	Use zone (ft <sup>2</sup> )	Use zone dimensions (ft & in x ft & in)	Excavation /Concrete (yd <sup>3</sup> )	Installation (hours)	Shipment weight (lbs)
NRO836	Jungle Dome	5-12	7'10"	197"	915	33'5" x 33'5"	0.91 / 0.64	44.6	3,575
NRO813	Climbing Net (QS)	5-12	8'6"	8'6"	389.7	22'2" x 20'10"	3.38 / 0.32	6.4	633
NRO831	Balance Net	5-12	3'3"	3'3"	314.3	21'5" x 16'2"	0.66 / 0.4	4.3	359
NRO817	Balance Poles	5-12	8'6"	8'6"	218.5	19'6" x 13'8"	1.55 / 0.08	4.5	397
NRO834	Tree Climber (QS)	5-12	5'11"	17'1"	873	33'4" x 33'4"	10.28 / 7.19	13.1	922



Parkour 2  
NRO852



Six-Sided Climbing Structure  
NRO816

## PRODUCT INFORMATION

Product number	Product name	Age (years)	Fall height (ft & in)	Total height (ft & in)	Use zone (ft <sup>2</sup> )	Use zone dimensions (ft & in x ft & in)	Excavation /Concrete (yd <sup>3</sup> )	Installation (hours)	Shipment weight (lbs)
NRO852	Parkour 2 (QS)	5-12	9'1"	9'1"	360.6	22'5" x 22'5"	3.07 / 0.3	8.4	753
NRO816	Six-Sided Climbing Structure	5-12	9'2"	9'2"	657	31'4" x 26'6"	3.57 / 0.2	20.5	1,950

# ROBINIA PLAY, ACT, & LEARN

## Adding new play, acting, and learning dimensions to nature play

The Robinia Play, Act, & Learn series is KOMPAN's new approach to sensory ground-based play for the youngest children. Serving as an ultimate play starter, Robinia Play, Act, & Learn takes children through a sensory and creative world of play with activities to stimulate their cognitive creative and social skills. The series' high capacity allows for multiple children to play simultaneously.

Children get to explore sounds and rhythms with drums and music panels. The chalk board invites children to practice fine motor skills by drawing or maybe practice writing their first letter or word. The stage encourages role-play and truly helps children release their imagination.



Theater & Music Cottage  
NRO606




Theater Stage  
NRO604



Dress-Up Cottage  
NRO605



Dress-Up Wall w/ Mirror  
NRO603



Xylophone Music Panel  
NRO601



Percussion Music Panel  
NRO602

## PRODUCT INFORMATION

Product number	Product name	Age (years)	Fall height (ft & in)	Total height (ft & in)	Use zone (ft <sup>2</sup> )	Use zone dimensions (ft & in x ft & in)	Excavation /Concrete (yd <sup>3</sup> )	Installation (hours)	Shipment weight (lbs)
NRO606	Theater & Music Cottage	2-5	-	8'5"	-	12'3" x 9'3"	0.72 / 0	15.4	1,377
NRO604	Theater Stage	2-5	11"	5'6"	305	20'7" x 16'3"	0.59 / 0	7.8	615
NRO605	Dress-Up Cottage	2-5	-	8'5"	-	5'11" x 6'3"	0.4 / 0	12.2	1,140
NRO603	Dress-Up Wall w/ Mirror	2-5	-	4'11"	-	4'11" x 7"	0.33 / 0	5.5	281
NRO601	Xylophone Music Panel	2-8	-	3'1"	-	4'11" x 7"	0.33 / 0	2.6	206
NRO602	Percussion Music Panel	2-8	-	2'7"	-	5'7" x 1'6"	0.33 / 0	3.7	223





Play & Learn Blackboard  
NRO610



Play & Learn College  
NRO611



Kids Table with 4 Sitting Poles  
NRO212



## PRODUCT INFORMATION

Product number	Product name	Age (years)	Fall height (ft & in)	Total height (ft & in)	Use zone (ft <sup>2</sup> )	Use zone dimensions (ft & in x ft & in)	Excavation /Concrete (yd <sup>3</sup> )	Installation (hours)	Shipment weight (lbs)
NRO610	Play & Learn Blackboard	2-12	-	5'10"	-	7'5" x 2'5"	0.33 / 0	5.3	465
NRO611	Play & Learn College	2-12	-	5'10"	-	11'5" x 4'2"	0.66 / 0	7	666
NRO212	Kids Table with 4 Sitting Poles	6m-5	17"	17"	-	4'9" x 4'1"	0.42 / 0	2.3	219

# ROBINIA SAND & WATER PLAY

## A vital part of a child's creative and cognitive development

We all know the feeling of sand running through our fingers. Why? Because we've done it so many times as children. Sand and water simply fascinate children and they can spend hours here, fully absorbed in play.

Besides being fun, playing with sand and water has a huge developmental impact on a child. Constructing things in sand, for example, gives a child a sense of success and stimulates his/her creativity.

KOMPAN's Robinia sand and water stations encourage children to play together. They learn to take turns and observe how their peers unfold their creativity. KOMPAN's sand and water stations come in many shapes and sizes – common for all of them is an appealing look that awakens the curiosity in children.



Oasis Sand House w/ Desk & Crane  
NRO528



Oasis Sand Hut with Two Tables  
NRO526



Toddler Oasis with Sand Desk  
NRO523



Sand Desk  
NRO510



Water Seesaw  
NRO504



Water Channel  
NRO505

## PRODUCT INFORMATION

Product number	Product name	Age (years)	Fall height (ft & in)	Total height (ft & in)	Use zone (ft²)	Use zone dimensions (ft & in x ft & in)	Excavation /Concrete (yd³)	Installation (hours)	Shipment weight (lbs)
NRO528	Oasis Sand House w/ Desk & Crane	2-5	1'7"	9'5"	363	18'8" x 23'5"	0.81 / 0	20.6	2,416
NRO526	Oasis Sand Hut with Two Tables	2-5	-	8'2"	-	5'11" x 6'5"	0.59 / 0	7.2	781
NRO523	Toddler Oasis with Sand Desk	6m-2	11"	6'7"	316	20'2" x 18'6"	0.6 / 0.05	9.1	816
NRO510	Sand Desk	2-5	-	4'4"	-	5'4" x 1'9"	0.18 / 0	3.6	226
NRO504	Water Seesaw	2-5	-	2'10"	-	7'7" x 7"	0.06 / 0	2.3	159
NRO505	Water Channel	2-5	0'	2'8"	-	7'1" x 7"	0.11 / 0	2.2	143



Oasis Sandworks  
NRO533



Oasis Creator  
NRO534



Oasis Gravel Pit  
NRO535

## PRODUCT INFORMATION

Product number	Product name	Age (years)	Fall height (ft & in)	Total height (ft & in)	Use zone (ft <sup>2</sup> )	Use zone dimensions (ft & in x ft & in)	Excavation /Concrete (yd <sup>3</sup> )	Installation (hours)	Shipment weight (lbs)
NRO533	Oasis Sandworks	2-5	1'7"	9'9"	319	22'10" x 17'9"	0.49 / 0	13.6	1,167
NRO534	Oasis Creator	2-5	2'11"	11'1"	406	20'10" x 23'3"	0.63 / 0	21.1	1,907
NRO535	Oasis Gravel Pit	2-5	2'11"	11'1"	481	26'5" x 23'1"	0.77 / 0	28.1	2,954

# ROBINIA SAND & WATER PLAY



Oasis Sand Boat with Sail  
NRO529



Water Seesaw with 2 Splash Tables  
NRO509



Water Channel with Splash Table  
NRO508



Sand Pit, 7ft  
NRO501



Sand Pit, 3ft  
NRO503



Edging, per 7ft  
NRO502



Square edging 6x6x79in, 7ft  
NRO521



Splash Table  
NRO506



Water Tap Podium  
NRO507

## PRODUCT INFORMATION

Product number	Product name	Age (years)	Fall height (ft & in)	Total height (ft & in)	Use zone (ft <sup>2</sup> )	Use zone dimensions (ft & in x ft & in)	Excavation /Concrete (yd <sup>3</sup> )	Installation (hours)	Shipment weight (lbs)
NRO529	Oasis Sand Boat with Sail	2-5	1'	11'6"	380	16'8" x 27'1"	1.93 / 0	11.8	1,646
NRO509	Water Seesaw with 2 Splash Tables	2-5	1'9"	3'6"	370.3	16'6" x 25'3"	0.66 / 0	7.4	799
NRO508	Water Channel with Splash Table	2-5	1'9"	3'6"	313.2	16'6" x 22'5"	0.49 / 0	5.4	547
NRO501	Sand Pit, 7ft (QS)	2-5	-	11"	-	- x 6'7"	0 / 0	2	167
NRO503	Sand Pit, 3ft	2-5	-	11"	-	3'9" x 6"	0 / 0	1.5	66
NRO502	Edging, per 7ft	2-5	-	6"	-	- x 6'7"	0 / 0	1.2	88
NRO521	Square edging 6x6x79in, 7ft (QS)	2-5	-	-	-	6'7" x 6"	0 / 0	0.4	68
NRO506	Splash Table	2-5	1'9"	2'	-	3'9" x 3'9"	0.22 / 0	2.6	232
NRO507	Water Tap Podium	2-5	7"	7"	172.2	14'4" x 14'4"	0.1 / 0	2	120



Water Tap  
M59305



Excavator  
NRO524



## PRODUCT INFORMATION

Product number	Product name	Age (years)	Fall height (ft & in)	Total height (ft & in)	Use zone (ft <sup>2</sup> )	Use zone dimensions (ft & in x ft & in)	Excavation /Concrete (yd <sup>3</sup> )	Installation (hours)	Shipment weight (lbs)
M59305	Water Tap	2-5	-	3'6"	-	1' x 10"	0.31 / 0	1.3	54
NRO524	Excavator	2-5	1'3"	2'7"	-	4'1" x 9"	0.38 / 0	1.5	212

# ROBINIA THEMED PLAY

Full speed on imagination, cognition, and language development

The elements within Robinia Themed Play draw on familiar connotations (e.g. a boat, house, or gas station) that help children explore the world from a child's perspective and gain an understanding of their own place in the world. Children tell their stories to each other as they play, which is a great language stimulator.



Forest Lake Boat  
NRO514



Gas Pump 1  
NRO511



Gas Pump 2  
NRO519



Forest Lake Boat without Floor  
NRO520



Gas station with 2 Pumps  
NRO513

## PRODUCT INFORMATION

Product number	Product name	Age (years)	Fall height (ft & in)	Total height (ft & in)	Use zone (ft <sup>2</sup> )	Use zone dimensions (ft & in x ft & in)	Excavation /Concrete (yd <sup>3</sup> )	Installation (hours)	Shipment weight (lbs)
NRO514	Forest Lake Boat (QS)	2-5	3'3"	8'2"	312.5	16'9" x 23'2"	1.75 / 0	12.6	1,502
NRO511	Gas Pump 1	2-5	-	3'7"	-	8" x 1'5"	0.1 / 0	1.4	74
NRO519	Gas Pump 2	2-5	0'	3'7"	-	7" x 1'6"	0.1 / 0	1.4	74
NRO520	Forest Lake Boat without Floor	2-5	3'3"	8'2"	-	4'9" x 10'10"	1.12 / 0	8.7	1,313
NRO513	Gas station with 2 Pumps	2-5	-	7'3"	-	6'7" x 2'8"	0.53 / 0	4.1	509

# FURNITURE

## Adding basic value

When visiting a park or public area, being able to sit down for a rest or to eat and drink is crucial to the experience. KOMPAN's furniture in Robinia wood blends in nicely to any outdoor area. The calm wooden look blends in to green areas such as parks and helps bring in the gentle touch of nature to urban areas.



Park Bench with Backrest  
**NRO213**



Park Table with 2 Benches  
**NRO215**



Ara Parrot Sculpture  
**NRO515**



Owl Sculpture  
**NRO516**



Iguana Sculpture, Oak  
**NRO517**



Lizards Sculpture, Oak  
**NRO518**

## PRODUCT INFORMATION

Product number	Product name	Age (years)	Fall height (ft & in)	Total height (ft & in)	Use zone (ft <sup>2</sup> )	Use zone dimensions (ft & in x ft & in)	Excavation /Concrete (yd <sup>3</sup> )	Installation (hours)	Shipment weight (lbs)
<b>NRO213</b>	Park Bench with Backrest (QS)	***	-	2'7"	-	5'11" x 2'1"	0.08 / 0.04	1.1	100
<b>NRO215</b>	Park Table with 2 Benches	***	-	2'7"	-	5'11" x 7'2"	0.25 / 0.12	3.1	283
<b>NRO515</b>	Ara Parrot Sculpture	***	-	-	-	- x -	0 / 0	0.1	14
<b>NRO516</b>	Owl Sculpture	***	-	-	-	- x -	0 / 0	0.5	79
<b>NRO517</b>	Iguana Sculpture, Oak	***	-	-	-	- x -	0 / 0	1.3	220
<b>NRO518</b>	Lizards Sculpture, Oak	***	-	-	-	- x -	0 / 0	1.3	220

# ROBINIA SWINGS

## Swinging – a natural joy

Of all play activities, swinging is a favorite. Whether it's a quiet moment alone on the classic swing or acting wild in a group of friends on the Bird's Nest Swing, children just love it!

The Robinia swings fit into any area – suburban, urban, or rich in nature. The common denominator for Robinia swings are fun and social play – swing on the same swing, in a circle, or side by side.

Apart from being great fun, swinging trains the child's balance and coordination as well as their spatial awareness. These motor skills are crucial for being able to judge distances, navigate traffic safely, and sitting still in school.



Birds Nest Swing  
NRO911



Two Seat Swing  
NRO910



Double Swing Combination  
NRO912



Cocowave Pendulum Swing  
NRO915

## PRODUCT INFORMATION

Product number	Product name	Age (years)	Fall height (ft & in)	Total height (ft & in)	Use zone (ft <sup>2</sup> )	Use zone dimensions (ft & in x ft & in)	Excavation /Concrete (yd <sup>2</sup> )	Installation (hours)	Shipment weight (lbs)
NRO911	Birds Nest Swing	5-12	7'7"	9'1"	539	25'7" x 30'5"	1.92 / 0.42	6.5	826
NRO910	Two Seat Swing	5-12	7'9"	9'1"	606	27'5" x 31'	1.92 / 0.42	6.4	794
NRO912	Double Swing Combination	5-12	7'9"	9'1"	912	38' x 31'	2.99 / 0.24	10.1	1,315
NRO915	Cocowave Pendulum Swing	5-12	10'9"	12'7"	716.9	39'9" x 22'5"	4.37 / 0.6	14.4	1,420







Swing Frame for 1 seat  
**NRO921**



Swing Frame for 2 seats  
**NRO922**



Swing Frame for 3 seats  
**NRO923**



Swing Frame for 4 seats  
**NRO924**



Swing Frame for 5 seats  
**NRO925**



Swing Frame for 6 seats  
**NRO926**

## PRODUCT INFORMATION

Product number	Product name	Age (years)	Fall height (ft & in)	Total height (ft & in)	Use zone (ft <sup>2</sup> )	Use zone dimensions (ft & in x ft & in)	Excavation /Concrete (yd <sup>3</sup> )	Installation (hours)	Shipment weight (lbs)
<b>NRO921</b>	Swing Frame for 1 seat	2-12	-	9'6"	398.3	22'9" x 19'2"	1.55 / 0.46	5.6	625
<b>NRO922</b>	Swing Frame for 2 seats	2-12	-	9'6"	484.4	27' x 19'2"	1.55 / 0.47	5.9	663
<b>NRO923</b>	Swing Frame for 3 seats	2-12	-	9'6"	635	35'1" x 19'2"	2.33 / 0.68	8.8	1,030
<b>NRO924</b>	Swing Frame for 4 seats	2-12	-	9'6"	714.7	39'3" x 19'2"	2.33 / 0.71	9.2	1,081
<b>NRO925</b>	Swing Frame for 5 seats	2-12	-	9'6"	871.9	47'4" x 19'2"	3.11 / 0.91	11.9	1,436
<b>NRO926</b>	Swing Frame for 6 seats	2-12	-	9'6"	952.6	51'7" x 19'2"	3.11 / 0.94	12.3	1,486

# FLEXIBILITY

PLAY IT YOUR WAY...



## ANCHORING OPTIONS:

- Wood in-ground
- Steel footings (hot dip galvanized)

COLOR OPTIONS:


Untreated

Brown pigmented


Colored finish



MORE OPTIONS



Plastic slides – Stainless steel slide & Banister Bars



Spider net – Wobble & Valley Bridge



Customization of Playhuts through the product configurator



Multiple swings combination and seat options

FURTHER INFORMATION

Contact us for more information on the range of options for configurable playground equipment.

Please note that prices and delivery terms depend on specified configurations.



# OUTDOOR FITNESS



# ACTIVE DESTINATION AREA



## WOW

This is an action-packed play area where everyone can work on an active lifestyle. Like an indoor health center, this outdoor gym has been divided into different areas, offering multiple exercise options. The high-end, all-inviting, circular Cross Training solution comes with a full range of cleverly designed cutting-edge equipment. Users of all fitness levels will be motivated to complete a full workout.

## STAY

The Street Workout area will attract a younger audience, due to the inviting structures that encourage fun and challenging training. Next to the street workout, an elevated platform with seven Sport Bikes has been created. The perfect setup for an energising spinning class – one of the most popular indoor fitness classes. By elevating the participants, they can oversee both the instructor and the playground, giving parents the opportunity to keep an eye on their kids who can play for hours in the spacious playground.

## DEVELOP

This area will bring the neighbourhood together by inviting everyone to be active and live a healthy lifestyle together.

### Let's play



Minor regional deviations can occur due to difference in safety standards

## PRODUCT INFORMATION

Product number	Product name	Product number	Product name
1	FRE600101 MUGA, 39 x 79 ft, Steel	10	FSW219 4 Steps
2	FAZ102 Magnetic Bells	11	PAR1011 Rumba Round Table 4ft 3in
3	FAZ103 Pull Up Bars	12	FSW220 Human Flag Wall
4	GXY963 Nereide	13	FSW210 Triple Bars
5	FAZ101 Suspension Trainer	14	FSW201 Parallel Bars
6	BLX4103 BLOQX 3	15	PAR1006 RUMBA Curved Bench 90°
7	FAZ502 Sport Bike	16	FSW202 Dip Bench
8	FAZ501 City Bike	17	FAZ511 Arm Bike
9	FSW104 Combi 4	18	FAZ521 Cross Trainer

# TRAIN AND PLAY



## WOW

This outdoor fitness solution will inspire all ages to play and train. It will trigger a natural desire to do activities where speed, agility and stamina combine under the simple concept of playing. This active area is fun, challenging and its role is the broadest of all KOMPAN philosophy – developing tomorrow's adults.

## STAY

Fitness is not wasted on the young, but they are the lucky ones who don't yet know the concept of aching muscles. Today, more than ever, they need stimulation to get those muscles working! Here they begin in a playful way with exercises and gradually move on to a more structured way of training.

## DEVELOP

For children, exercising means playing while being physical active. They improve their muscle strength when climbing on the BLOQX, develop good balance when spinning in the Galaxy structure and train their core when skating on the Flexus. Kids develop their physical skills and interest for fitness through play. The combination of play and fitness equipment allows children to live a healthy and active life throughout their whole childhood and become active adults.

**Let's play**





Minor regional deviations can occur due to difference in safety standards

## PRODUCT INFORMATION

Product number	Product name	Product number	Product name
1	GXY963 Nereide	6	GXY919 Flexus
2	BLX4103 BLOQX 3	7	FSW220 Human Flag Wall
3	FSW102 Combi 2	8	FSW210 Triple Bars
4	FSW219 4 Steps	9	FSW218 Square Pull Up Station
5	FSW213 Double Overhead Ladder	10	FSW202 Dip Bench

# ACTIVE BOARDWALK



## WOW

The elegant, curved structures fit perfectly into any environment, be it boulevards, promenades, parks or on top of a skyscraper. The solution can blend in with any setting, from nature to cityscapes. The exclusive design and organic shapes invite and attract people to come and exercise. And the fact that there is something for everyone, makes it motivating for users of all ages and abilities.

## STAY

The bikes motivate people who are out for a stroll to sit down and get started! While they are enjoying the view, they will get their daily dose of cardio training. Strength can be improved with the Magnetic Bells, beginning with the low weights when they are just getting started or using the heavier weights if they are looking for a challenge.

## DEVELOP

By combining the most versatile equipment, the training value is huge, and countless exercise variations can be made. It is a perfect solution for a small space with XL ambitions. Big enough for a complete sports team or a school class, this solution will fit anywhere.

**Let's play**



Minor regional deviations can occur due to difference in safety standards

## PRODUCT INFORMATION

Product number	Product name
1 FAZ204	Cross Training Combi 3
2 FAZ511	Arm Bike
3 FAZ521	Cross Trainer
4 FAZ501	City Bike
5 FAZ502	Sport Bike
6 FSW219	4 Steps
7 FRE3031	Multi Net

Let's  
play

# SPORTS CENTER



## WOW

This outdoor fitness setup is the perfect extension of a gym. A mixture of nicely designed free weight systems for cross-training with the functional, Obstacle Course products. It offers familiar training from indoor fitness where users can train with products like suspension trainers and kettlebells in a safe and vandalism-resistant environment.

## STAY

Everybody can participate at their own level due to the smart patented scalable exercise equipment. The obstacle course surrounding the cross-training area can be used independently or in combination with cross-training, adding a lot of value.

## DEVELOP

The fun factor is the element that gets people started over and over again. Do it together, do it with your children and let them experience that an active lifestyle is a fun lifestyle. In fact, once you introduce them to the courses, you will have to compete to keep up.

**Let's play**



Minor regional deviations can occur due to difference in safety standards

## PRODUCT INFORMATION

Product number	Product name	Product number	Product name
1	FAZ105 Core Twist	6	FSW214 Over Under
2	FAZ102 Magnetic Bells (QS)	7	FSW215 Balance Beam
3	FAZ101 Suspension Trainer (QS)	8	FAZ303 Step, 24 in EPDM
4	FSW212 Double Turbo Challenge	9	KPL201 Bench with backrest
5	FSW211 Hurdles		

# FOREVER FIT



## WOW

One solution to motivate, inspire, and activate all generations to work out together. To increase engagement, this design was created to provide a fun, sociable, and rewarding outing, offering important short-term benefits while remaining challenging again and again.

## STAY

The area is divided into different zones that focus on different aspects of physical training. The Bikes and Cross Trainers will get your heart rate up while the Suspension Trainers and free-moving weights will improve your strength. Challenge your flexibility and balance with equipment including the Balance Board and the Flex Wheel.

## DEVELOP

As part of the benefit of physical training, it's important to note that everyone works out at their own fitness level, as it differs from person to person. The innovative KOMPAN solutions are the only outdoor solutions that allow users to adjust the difficulty level of the exercises, making them fun, safe, and effective.

Let's play



Minor regional deviations can occur due to difference in safety standards

## PRODUCT INFORMATION

Product number	Product name	Product number	Product name
1	FSW222 Assisted Step	10	FAZ102 Magnetic Bells
2	FSW223 Stretch Station	11	FAZ301 Step, 8 in EPDM
3	FSW225 Surface Challenge 5	12	FAZ302 Step, 16 in EPDM
4	FSW226 Flex Wheel	13	FAZ303 Step, 24 in EPDM
5	FSW227 Balance Station	14	FAZ501 City Bike
6	FSW228 Up & Go	15	FAZ511 Arm Bike
7	FSW230 Double Stairs	16	FAZ521 Cross Trainer
8	FSW231 Balance Board	17	PAR4051 Agora Bench with backrest
9	FAZ101 Suspension Trainer		

# STAY FIT



## WOW

The beautiful garden invites everyone to join in and be active at their own level.

The equipment blends in perfectly with the flowerbeds, filled with herbs and flowers to stimulate all the senses. The flowerbeds are raised for the enjoyment of people of all abilities.

## STAY

As we advance in life, physical mobility is vital for us. To avoid restriction, we need to keep our bodies mobile and our minds healthy. This solution is designed to promote active and healthy aging and to make injury rehabilitation available outdoors in the public space.

## DEVELOP

Falling is a major problem for aging people. Accidents often occur because the person is unable to overcome or react to minor changes on the surface they walk on. By using the equipment on a daily basis, aging people can improve their balance, endurance, strength, and flexibility – and ultimately lower the risk of falling.

**Let's play**





## PRODUCT INFORMATION

Product number	Product name	Product number	Product name
1	FSW222 Assisted Step	7	FSW229 Stairs & Ramp
2	FSW223 Stretch Station	8	FSW231 Balance Board
3	FSW224 Surface Challenge 3	9	FAZ501 City Bike
4	FSW226 Flex Wheel	10	FAZ511 Arm Bike
5	FSW227 Balance Station	11	PAR4051 Agora Bench with backrest
6	FSW228 Up & Go		

# CROSS TRAINING



The most popular fitness activity: flexible to fit all user groups and very effective

The basic exercises of Cross Training are the same regardless of the participant's age or fitness level. It focuses on scalable resistance to match the needs and abilities of all users by changing the load and intensity whilst the exercises remain the same. It is based on the established belief that the specific needs of athletes and beginners differ by degree, not kind.

KOMPAN's product line, Cross Systems, won the 2017 Good Design Award in Australia, and the European Product Design Award.



Suspension Trainer  
FAZ101



Magnetic Bells  
FAZ102



Pull Up Bars  
FAZ103



Parallel Bars  
FAZ104



Core Twist  
FAZ105



Mag Bells +Suspension Trainers  
FAZ201



Susp Trainer+Parallel Bar+Mag Bell  
FAZ203



Susp Trainer+Mag Bells+Core Twist  
FAZ204

## PRODUCT INFORMATION

Product number	Product name	Age (years)	Fall height (ft & in)	Total height (ft & in)	Use zone (ft <sup>2</sup> )	Use zone dimensions (ft & in x ft & in)	Excavation /Concrete (yd <sup>3</sup> )	Installation (hours)	Shipment weight (lbs)
FAZ101	Suspension Trainer	13+	0'	10'11"	287.4	14'9" x 23'5"	0.52 / 0.46	6.4	814
FAZ102	Magnetic Bells (QS)	13+	0'	10'11"	161.5	14'9" x 12'6"	0.74 / 0.53	7	954
FAZ103	Pull Up Bars	13+	9'5"	10'11"	228.2	14'9" x 18'3"	0.52 / 0.46	7.2	929
FAZ104	Parallel Bars	13+	4'1"	10'11"	161.5	14'9" x 12'6"	0.81 / 0.55	6.8	928
FAZ105	Core Twist	13+	0'	10'11"	161.5	14'9" x 12'6"	0.81 / 0.55	8.6	1,097
FAZ201	Mag Bells +Suspension Trainers	13+	9'5"	10'11"	646	34'9" x 23'5"	1.68 / 1.13	14.4	2,028
FAZ203	Susp Trainer+Parallel Bar+Mag Bell	13+	4'1"	10'11"	556	34'9" x 23'5"	1.54 / 1.08	13.6	2,043
FAZ204	Susp Trainer+Mag Bells+Core Twist	13+	0'	10'11"	556	34'9" x 23'5"	2.13 / 1.08	15.2	2,212



Step, 8 in EPDM  
FAZ30100



Step, 16 in EPDM  
FAZ30200



Step, 24 in EPDM  
FAZ30300

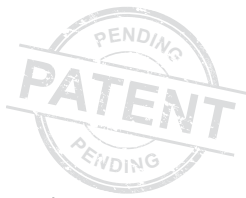


Step, 32 in EPDM  
FAZ30400

**PRODUCT INFORMATION**

Product number	Product name	Age (years)	Fall height (ft & in)	Total height (ft & in)	Use zone (ft <sup>2</sup> )	Use zone dimensions (ft & in x ft & in)	Excavation /Concrete (yd <sup>3</sup> )	Installation (hours)	Shipment weight (lbs)
FAZ30100	Step, 8 in EPDM (QS)	13+	8'	8'	110.9	9'10" x 12'6"	0.21 / 0.12	1.7	108
FAZ30101	Step, 8 in PU Steel	13+	7'	7'	110.9	9'10" x 12'6"	0.17 / 0.09	1.6	108
FAZ30200	Step, 16 in EPDM (QS)	13+	1'3"	1'3"	137.8	13'2" x 12'6"	0.21 / 0.12	1.7	113
FAZ30201	Step, 16 in PU Steel	13+	1'2"	1'2"	110.9	9'10" x 12'6"	0.17 / 0.09	1.6	113
FAZ30300	Step, 24 in EPDM (QS)	13+	1'10"	1'10"	110.9	9'10" x 12'6"	0.21 / 0.12	1.7	118
FAZ30301	Step, 24 in PU Steel	13+	1'10"	1'10"	110.9	9'10" x 12'6"	0.17 / 0.09	1.7	118
FAZ30400	Step, 32 in EPDM	13+	2'7"	2'7"	110.9	9'10" x 12'6"	0.21 / 0.12	1.7	123
FAZ30401	Step, 32 in PU Steel	13+	2'6"	2'6"	110.9	9'10" x 12'6"	0.17 / 0.09	1.7	123

# CARDIO



## Let's bike

The KOMPAN Cardio family counts three members: the City and Sport Bikes and the Arm Bike. The City and Sport Bikes give a more traditional fitness bike workout where the legs are doing most of the work. The Arm Bike, on the other hand, gives an intense upper body workout where the arms are the focus of the workout. The Arm Bike can be used standing, seated or from a wheelchair. The cardio bikes are developed using advanced engineering techniques that ensure a self-powering system and an adjustable workout customized to fit the individual user.



City Bike  
FAZ501



Arm Bike  
FAZ511



Sport Bike  
FAZ502

## PRODUCT INFORMATION

Product number	Product name	Age (years)	Fall height (ft & in)	Total height (ft & in)	Use zone (ft <sup>2</sup> )	Use zone dimensions (ft & in x ft & in)	Excavation /Concrete (yd <sup>3</sup> )	Installation (hours)	Shipment weight (lbs)
FAZ501	City Bike	13+	3'3"	4'6"	122	12'6" x 12'6"	0.44 / 0.27	2.4	260
FAZ502	Sport Bike	13+	3'3"	3'10"	122	12'6" x 12'6"	0.44 / 0.27	2.4	260
FAZ511	Arm Bike	13+	2'	3'11"	122	12'6" x 12'6"	0.44 / 0.27	2.2	246



Cross Trainer  
FAZ521

## PRODUCT INFORMATION

Product number	Product name	Age (years)	Fall height (ft & in)	Total height (ft & in)	Use zone (ft <sup>2</sup> )	Use zone dimensions (ft & in x ft & in)	Excavation /Concrete (yd <sup>3</sup> )	Installation (hours)	Shipment weight (lbs)
FAZ521	Cross Trainer	13+	1'9"	5'9"	143	14'1" x 12'6"	0.44 / 0.27	2.1	on request

# STREET WORKOUT

Sense of community and freedom of movement are key in this kind of outdoor fitness with room for everybody.

Street workouts and calisthenics are physical activities that symbolize freedom of movement and encourage socializing. The equipment is based on bars of different sizes, positions, and heights to accommodate all exercises from pull ups to the human flag.



## PRODUCT INFORMATION

Product number	Product name	Age (years)	Fall height (ft & in)	Total height (ft & in)	Use zone (ft <sup>2</sup> )	Use zone dimensions (ft & in x ft & in)	Excavation /Concrete (yd <sup>3</sup> )	Installation (hours)	Shipment weight (lbs)
FSW102	Combi 2 Pro	13+	7'8"	7'10"	327.2	25'5" x 19'8"	0.31 / 0.05	6.2	441
FSW103	Combi 3 Pro (QS)	13+	7'8"	7'10"	449	32' x 25'7"	0.41 / 0.13	8.6	736
FSW101	Combi 1 Pro	13+	7'8"	7'10"	214.2	17'8" x 16'7"	0.2 / 0.05	4.6	328
FSW201	Parallel Bars (QS)	13+	3'6"	3'6"	166.5	18'6" x 9'8"	0.14 / 0.06	2.6	158



Triple Parallel Bars High  
FSW210



Dip Bench  
FSW202



Sit Up Bench  
FSW203



Incline Press  
FSW206



Wide Overhead Ladder  
FSW205



Pull Up Station Pro  
FSW208



Human Flag Wall  
FSW220



Push Up Bars  
FSW209

## PRODUCT INFORMATION

Product number	Product name	Age (years)	Fall height (ft & in)	Total height (ft & in)	Use zone (ft <sup>2</sup> )	Use zone dimensions (ft & in x ft & in)	Excavation /Concrete (yd <sup>3</sup> )	Installation (hours)	Shipment weight (lbs)
FSW210	Triple Parallel Bars High	13+	4'7"	4'7"	124.9	12'1" x 11'5"	0.22 / 0.09	3.2	270
FSW202	Dip Bench	13+	2'5"	2'5"	198	18'6" x 12'6"	0.14 / 0	2.6	138
FSW203	Sit Up Bench	13+	2'1"	2'8"	110.9	13'1" x 9'5"	0.13 / 0	2.9	114
FSW206	Incline Press	13+	7'8"	7'10"	96	9'2" x 12'6"	0.07 / 0.03	2.7	133
FSW205	Wide Overhead Ladder	13+	7'8"	7'10"	146.4	14'9" x 10'10"	0.15 / 0.07	3.5	298
FSW208	Pull Up Station Pro	13+	7'8"	7'10"	158	14'2" x 12'6"	0.11 / 0.04	3.2	217
FSW220	Human Flag Wall	13+	7'8"	7'10"	140	12'10" x 12'6"	0.11 / 0.05	4.1	327
FSW209	Push Up Bars	13+	4'4"	4'7"	237	16'3" x 15'9"	0.14 / 0.03	2.7	137

# STREET WORKOUT PRO

## Training and competition

The new Street Workout Pro is inspired by experts and designed to motivate both professionals and fitness enthusiasts. The series consists of various combination packages, offering a complete street workout and calisthenics experience. The users are encouraged to engage their minds and bodies to find creative ways of getting from one side of the structure to the other.



Combi 4 Pro  
FSW104



Combi 5 Pro  
FSW105



Bootcamp Base  
FST930



Bootcamp Box & Gear  
FST931

## PRODUCT INFORMATION

Product number	Product name	Age (years)	Fall height (ft & in)	Total height (ft & in)	Use zone (ft <sup>2</sup> )	Use zone dimensions (ft & in x ft & in)	Excavation /Concrete (yd <sup>3</sup> )	Installation (hours)	Shipment weight (lbs)
FSW104	Combi 4 Pro	13+	7'8"	7'11"	397.2	21'1" x 26'8"	0.48 / 0.14	8.2	686
FSW105	Combi 5 Pro	13+	7'8"	7'11"	576.1	33'0" x 24'4"	0.67 / 0.22	11.1	1,159
FST930	Bootcamp Base	13+	8'7"	8'7"	372	14'10" x 27'10"	2.09 / 1.03	9.6	1,371
FST931	Bootcamp Box & Gear	13+	-	-	-	7'5" x 2'9"	0 / 0	1	926



# CIRCUIT TRAINING

## Exercise with higher intensity

This solution offers individual and effective training for everyone. Users can easily adjust the training intensity according to their own fitness level by using the adjustable hydraulic resistance.

The circuit-training solution offers the most time-efficient way to improve cardiovascular fitness and muscle endurance.



Chest Press & Horizontal Row  
**FST104**



Squat & Shoulder Press & Lat Pull  
**FST103**



Upright Row & Press Down  
**FST105**

## PRODUCT INFORMATION

Product number	Product name	Age (years)	Fall height (ft & in)	Total height (ft & in)	Use zone (ft <sup>2</sup> )	Use zone dimensions (ft & in x ft & in)	Excavation /Concrete (yd <sup>3</sup> )	Installation (hours)	Shipment weight (lbs)
<b>FST104</b>	Chest Press & Horizontal Row	13+	-	4'11"	123	12'6" x 12'6"	0.44 / 0.27	3.3	333
<b>FST103</b>	Squat & Shoulder Press & Lat Pull	13+	-	4'9"	122	12'6" x 12'6"	0.44 / 0.27	3.3	333
<b>FST105</b>	Upright Row & Press Down	13+	-	4'9"	122	12'6" x 12'6"	0.44 / 0.27	3.1	306

# OBSTACLE COURSES

## Challenges for the entire family

We used to run, walk, jump, crawl, and climb as natural activities. In the past, it was how we got most things done, but in the modern world, much of our time is spent in front of a screen which has made us static.

Obstacle courses take us back to our roots with natural movement for increased health and happiness.

The new modern obstacle course is designed to be fun for people of all ages and abilities. It challenges and develops both mental and physical strength. Scalable difficulty levels make it work for young and old and strong and unfit. One course. One objective. Many routes to get there.



Vertical Net / Wall  
FSW216



Double Turbo Challenge  
FSW212



Balance Beam  
FSW215



Double Overhead Ladder  
FSW213



Over Under  
FSW214

## PRODUCT INFORMATION

Product number	Product name	Age (years)	Fall height (ft & in)	Total height (ft & in)	Use zone (ft <sup>2</sup> )	Use zone dimensions (ft & in x ft & in)	Excavation /Concrete (yd <sup>3</sup> )	Installation (hours)	Shipment weight (lbs)
FSW216	Vertical Net / Wall	13+	7'8"	7'10"	272.5	13'0" x 16'1"	0.16 / 0.09	6.8	505
FSW212	Double Turbo Challenge	13+	7'5"	8'10"	243	22'7" x 11'10"	0.22 / 0.09	5.2	566
FSW215	Balance Beam	13+	1'4"	1'6"	377	29'2" x 22'1"	0.15 / 0	3.7	200
FSW213	Double Overhead Ladder	13+	7'8"	7'11"	223.9	21'10" x 10'10"	0.22 / 0.1	4.9	518
FSW214	Over Under	13+	3'10"	3'10"	491	17'1" x 30'8"	0.3 / 0.12	3.7	312



Hurdles  
FSW211



Hexagon Pull-Up Station Pro  
FSW217



Square Pull-Up Station Pro  
FSW218



Jump Pod Set  
FSW221



4 Steps  
FSW219



Freestanding Sign  
FAZ401

## PRODUCT INFORMATION

Product number	Product name	Age (years)	Fall height (ft & in)	Total height (ft & in)	Use zone (ft <sup>2</sup> )	Use zone dimensions (ft & in x ft & in)	Excavation /Concrete (yd <sup>3</sup> )	Installation (hours)	Shipment weight (lbs)
FSW211	Hurdles	13+	1'8"	1'10"	531	16'10" x 33'6"	0.37 / 0	4.4	332
FSW217	Hexagon Pull-Up Station Pro	13+	7'8"	7'10"	334	20'3" x 21'2"	0.22 / 0.09	4.4	465
FSW218	Square Pull-Up Station Pro	13+	7'8"	7'10"	223	17'6" x 17'6"	0.15 / 0.05	3.7	311
FSW221	Jump Pod Set	13+	0	2'0"	147.5	14'0" x 16'2"	0.35 / 0.12	1.7	118
FSW219	4 Steps	13+	2'7"	2'7"	397.2	13'2" x 32'2"	0.3 / 0.14	3.9	462
FAZ401	Freestanding Sign	13+	-	6'9"	-	3'6" x 4'	0.21 / 0.12	2.3	240

# STAY FIT

## Stay fit, be mobile

As we grow older, physical mobility is vital for us all. To not become restricted, we need to keep our bodies moving and our minds healthy. Stay Fit is designed to promote active and healthy aging and to make injury rehabilitation available outdoors in the public space.

The Stay Fit portfolio offers a range of training stations, each facilitating the training of fundamental skills. Each station is inspired by activities and obstacles you would meet in everyday life. E.g. walking on stairs and on uneven surfaces while keeping your balance.




Balance Board  
FSW231




Stretch Station  
FSW223



Flex Wheel  
FSW226




Surface Challenge 3  
FSW224



Surface Challenge 5  
FSW225

## PRODUCT INFORMATION

Product number	Product name	Age (years)	Fall height (ft & in)	Total height (ft & in)	Use zone (ft <sup>2</sup> )	Use zone dimensions (ft & in x ft & in)	Excavation /Concrete (yd <sup>3</sup> )	Installation (hours)	Shipment weight (lbs)
FSW231	Balance Board	13+	5"	6'7"	83.96	8'9" x 10'9"	0.28 / 0.13	4.9	183
FSW223	Stretch Station	13+	6'4"	6'7"	178.7	16'2" x 16'2"	0.15 / 0.07	4.1	189
FSW224	Surface Challenge 3	13+	8"	3'6"	221.7	9'2" x 26'3"	0.3 / 0.14	7.8	632
FSW225	Surface Challenge 5	13+	8"	3'6"	306.8	9'2" x 35'5"	0.44 / 0.2	12.1	1,099
FSW226	Flex Wheel	13+	0	5'5"	93'65	15'1" x 7'4"	0.04 / 0.02	3	65



Assisted Step  
FSW222



Balance Station  
FSW227



Up & Go  
FSW228



Stairs & Ramp  
FSW229



Double Stairs  
FSW230

## PRODUCT INFORMATION

Product number	Product name	Age (years)	Fall height (ft & in)	Total height (ft & in)	Use zone (ft <sup>2</sup> )	Use zone dimensions (ft & in x ft & in)	Excavation /Concrete (yd <sup>3</sup> )	Installation (hours)	Shipment weight (lbs)
FSW222	Assisted Step	13+	8"	3'10"	181.9	17'1" x 13'1"	0.24 / 0.12	2.7	155
FSW227	Balance Station	13+	10"	4'1"	264.8	19'1" x 18'11"	0.56 / 0.26	4.7	365
FSW228	Up & Go	13+	0	3'1"	289.5	23'1" x 15'3"	0.15 / 0.07	2.7	116
FSW229	Stairs & Ramp	13+	2'3"	5'4"	211	9'2" x 25'1"	0.3 / 0.14	11.4	580
FSW230	Double Stairs	13+	2'3"	5'4"	161.5	9'2" x 19'8"	0.3 / 0.14	9.8	486

# X-ERCISE

## Easy and intuitive fitness

The classic form of disciplined training that combines strength training with aerobics, targeting all elements of fitness.

Exercises are completed consecutively after a specific number of repetitions or amount of time. At each station, a specific exercise for a specific muscle group is conducted.

When the exercises at all stations are complete, you will know that you are well along the road to fitness.



Free Runner  
KPX120



Sit-Up Bench  
KPX121



Cross Trainer  
KPX125



Hand Bike  
KPX130



Power Bike  
KPX129

## PRODUCT INFORMATION

Product number	Product name	Age (years)	Fall height (ft & in)	Total height (ft & in)	Use zone (ft <sup>2</sup> )	Use zone dimensions (ft & in x ft & in)	Excavation /Concrete (yd <sup>3</sup> )	Installation (hours)	Shipment weight (lbs)
KPX120	Free Runner	13+	2'8"	5'3"	155	9'6" x 18'4"	0.91 / 0.55	5.7	278
KPX121	Sit-Up Bench	13+	1'5"	5'3"	130.2	12'6" x 13'1"	0.45 / 0.27	3.9	174
KPX125	Cross Trainer	13+	1'10"	6'	132.4	13'3" x 12'6"	0.79 / 0.5	4.9	311
KPX130	Hand Bike	13+	1'8"	3'11"	121.6	12'6" x 12'6"	0.69 / 0.38	3.1	222
KPX129	Power Bike	13+	1'2"	5'3"	65.7	6'8" x 12'5"	0.79 / 0.5	4.9	298



Push-Up Bars  
KPX126




Double Chest Press  
KPX131



Triple Bars  
KPX132



Flex Wheel  
KPX122



Body Flexer & Flex Wheel  
KPX220



Body Flexer & Upperbody Trainer  
KPX224



Free Runner & X-Trainer  
KPX225



Sit-Up Bench & Power Bike  
KPX222



Runner, X-Trainer & Power Bike  
KPX320

## PRODUCT INFORMATION

Product number	Product name	Age (years)	Fall height (ft & in)	Total height (ft & in)	Use zone (ft <sup>2</sup> )	Use zone dimensions (ft & in x ft & in)	Excavation /Concrete (yd <sup>3</sup> )	Installation (hours)	Shipment weight (lbs)
KPX126	Push-Up Bars	13+	3'7"	5'3"	146.4	12'6" x 14'5"	0.45 / 0.27	4.6	169
KPX131	Double Chest Press	13+	1'5"	5'3"	159.3	12'6" x 15'5"	0.5 / 0.27	4.3	275
KPX132	Triple Bars	13+	3'10"	3'10"	226	20'6" x 12'8"	0.5 / 0.17	2.4	370
KPX122	Flex Wheel	13+	-	5'4"	61.4	12'6" x 6'3"	0.45 / 0.27	3.6	130
KPX220	Body Flexer & Flex Wheel	13+	9"	5'4"	151.8	12'6" x 14'10"	0.45 / 0.27	4.7	164
KPX224	Body Flexer & Upperbody Trainer	13+	6'8"	6'8"	162.5	12'6" x 15'9"	0.45 / 0.27	4.4	152
KPX225	Free Runner & X-Trainer	13+	2'8"	6'	253	18'8" x 18'4"	1.24 / 0.77	7.8	476
KPX222	Sit-Up Bench & Power Bike	13+	1'5"	5'3"	178.7	15'11" x 13'1"	0.79 / 0.5	5.9	360
KPX320	Runner, X-Trainer & Power Bike	13+	2'8"	5'10"	286.3	22'1" x 18'4"	1.58 / 0.99	9.8	681





# MULTI-SPORT



# SCHOOLYARD MULTI-USE GAMES AREAS



## WOW

New KOMPAN Multi Use Games Areas (MUGA) are designed as a flexible system to fit any purpose or environment. The intelligent design allows the MUGAs to host many kinds of games like soccer, basketball, hockey, volleyball, tennis, handball, badminton ... the list is long.

## STAY

Children will play for hours in the MUGA. The fully flat inside of the MUGAs will keep the ball in play which intensifies the ball game as there are fewer involuntary breaks. And at the same time, children outside the MUGA will not be disturbed by balls flying outside the MUGA.

## DEVELOP

Ball sport areas in the school are popular, and both teachers and children are enthusiastic about them. The teachers uniformly say that the pitches have meant more physical activity with fewer conflicts during breaks. The pitches have also had the effect of more concentration and willingness to learn amongst the children in the classroom. And the children? They are just extremely happy to have what is their right – an open invitation to fun and play!

**Let's play**



Minor regional deviations can occur due to difference in safety standards

## PRODUCT INFORMATION

Product number	Product name
1 FRE600501	MUGA, 36 x 49 ft, Steel
2 BLX4103	BLOQX 3
3 FRE601201	Panna, Low
4 GXY960	Supernova

# Let's play

# MULTI-USE GAMES AREAS



MUGA, 36 x 49 ft, Steel  
FRE600501



MUGA, 39 x 79 ft, Steel  
FRE600101



MUGA, 39 x 79 ft, HDPE  
FRE600102



MUGA, 39 x 79 ft, WPC  
FRE600103



MUGA, 39 x 79 ft, Steel  
FRE600201



MUGA, 43 x 85 ft, WPC  
FRE600803



MUGA, 52 x 102 ft, HDPE  
FRE601001

## PRODUCT INFORMATION

Product number	Product name	Age (years)	Fall height (ft & in)	Total height (ft & in)	Use zone (ft <sup>2</sup> )	Use zone dimensions (ft & in x ft & in)	Excavation /Concrete (yd <sup>3</sup> )	Installation (hours)	Shipment weight (lbs)
FRE600501	MUGA, 36 x 49 ft, Steel	3+	-	12'1"	-	49'10" x 35'10"	4.47 / 3.51	28.3	3,998
FRE600101	MUGA, 39 x 79 ft, Steel	3+	-	12'1"	-	77'7" x 38'5"	3.13 / 2.22	33.8	5,090
FRE600102	MUGA, 39 x 79 ft, HDPE	3+	-	12'1"	-	77'7" x 38'5"	3.13 / 2.22	62.6	6,864
FRE600103	MUGA, 39 x 79 ft, WPC	3+	-	12'1"	-	77'7" x 38'5"	3.13 / 2.22	56.3	7,892
FRE600201	MUGA, 39 x 79 ft, Steel	3+	-	16'6"	-	77'7" x 38'5"	3.73 / 2.81	64.7	8,395
FRE600803	MUGA, 43 x 85 ft, WPC	3+	-	12'1"	-	85'9" x 43'5"	2.78 / 1.86	50.4	6,443
FRE601001	MUGA, 52 x 102 ft, HDPE	3+	-	12'1"	-	101'10" x 54'	6.36 / 5.13	86	11,442



Multi Goal, 10 ft  
FRE601401



Multi Goal, 26 ft  
FRE601501



Multi Goal, 39 ft  
FRE601601



Panna, Low  
FRE601201

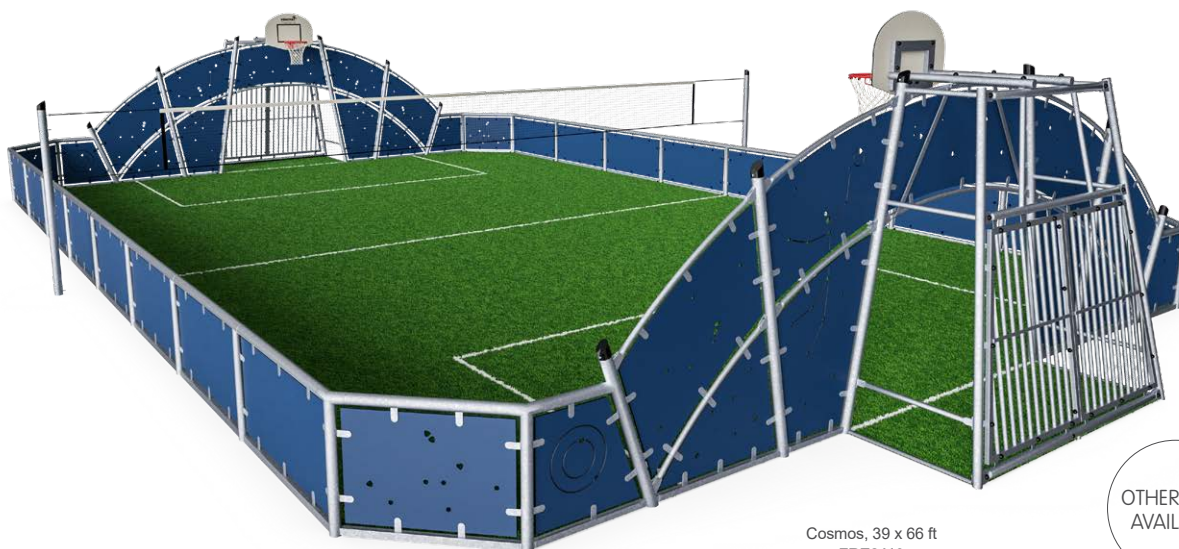


Panna, High  
FRE601301

## PRODUCT INFORMATION

Product number	Product name	Age (years)	Fall height (ft & in)	Total height (ft & in)	Use zone (ft <sup>2</sup> )	Use zone dimensions (ft & in x ft & in)	Excavation /Concrete (yd <sup>3</sup> )	Installation (hours)	Shipment weight (lbs)
FRE601401	Multi Goal, 10 ft	3+	-	12'1"	-	8'6" x 10'2"	0.8 / 0.46	7.5	787
FRE601501	Multi Goal, 26 ft	3+	-	12'1"	-	8'6" x 26'7"	1.01 / 0.65	9.9	1,209
FRE601601	Multi Goal, 39 ft	3+	-	12'1"	-	10'5" x 38'7"	1.23 / 0.84	13.5	1,828
FRE601201	Panna, Low	3+	-	3'4"	-	22'9" x 20'9"	0.88 / 0.73	8.3	1,028
FRE601301	Panna, High	3+	-	6'8"	-	22'9" x 20'9"	1.28 / 1.12	13	1,868

# COSMOS MULTI SPORT



Cosmos, 39 x 66 ft  
FRE2110

OTHER SIZES  
AVAILABLE



Multi Goal, 10 ft  
FRE2210



Multi Goal, 39 ft  
FRE2213



Multi Goal, 16 ft  
FRE2211




Multi Goal, 26 ft  
FRE2212

## PRODUCT INFORMATION


Product number	Product name	Age (years)	Fall height (ft & in)	Total height (ft & in)	Use zone (ft <sup>2</sup> )	Use zone dimensions (ft & in x ft & in)	Excavation /Concrete (yd <sup>3</sup> )	Installation (hours)	Shipment weight (lbs)
FRE2110	Cosmos, 39 x 66 ft	3+	-	-	-	67'9" x 39'4"	4.35 / 4.25	69.7	7,630
FRE2111	Cosmos, 39 x 79 ft	3+	-	-	-	80'10" x 39'4"	4.77 / 4.65	75.6	8,209
FRE2113	Cosmos, 49 x 98 ft	3+	-	-	-	100'7" x 48'6"	5.82 / 5.68	89.6	9,283
FRE2115	Cosmos, 52 x 105 ft	3+	-	-	-	107'1" x 52'5"	6.03 / 5.88	93.9	9,807
FRE2116	Cosmos, 62 x 118 ft	3+	-	-	-	120'3" x 61'8"	6.86 / 6.7	104.3	11,312
FRE2210	Multi Goal, 10 ft	3+	-	-	-	8'8" x 10'7"	0.46 / 0.45	8.9	1,061
FRE2213	Multi Goal, 39 ft	3+	-	-	-	- x 39'4"	1.3 / 1.27	21.3	2,316
FRE2211	Multi Goal, 16 ft	3+	-	-	-	8'8" x 18'9"	0.67 / 0.65	13.3	1,437
FRE2212	Multi Goal, 26 ft	3+	-	-	-	8'8" x 28'7"	0.88 / 0.86	17.4	1,912



Freestanding Mini Goal  
**FRE3051**



Freestanding Goal  
**FRE3050**



Multi Net  
**FRE3031**



Basketball Goal  
**FRE3025**



Surprise Basket  
**FRE3024**



Sit & Stand  
**FRE3054**

## PRODUCT INFORMATION

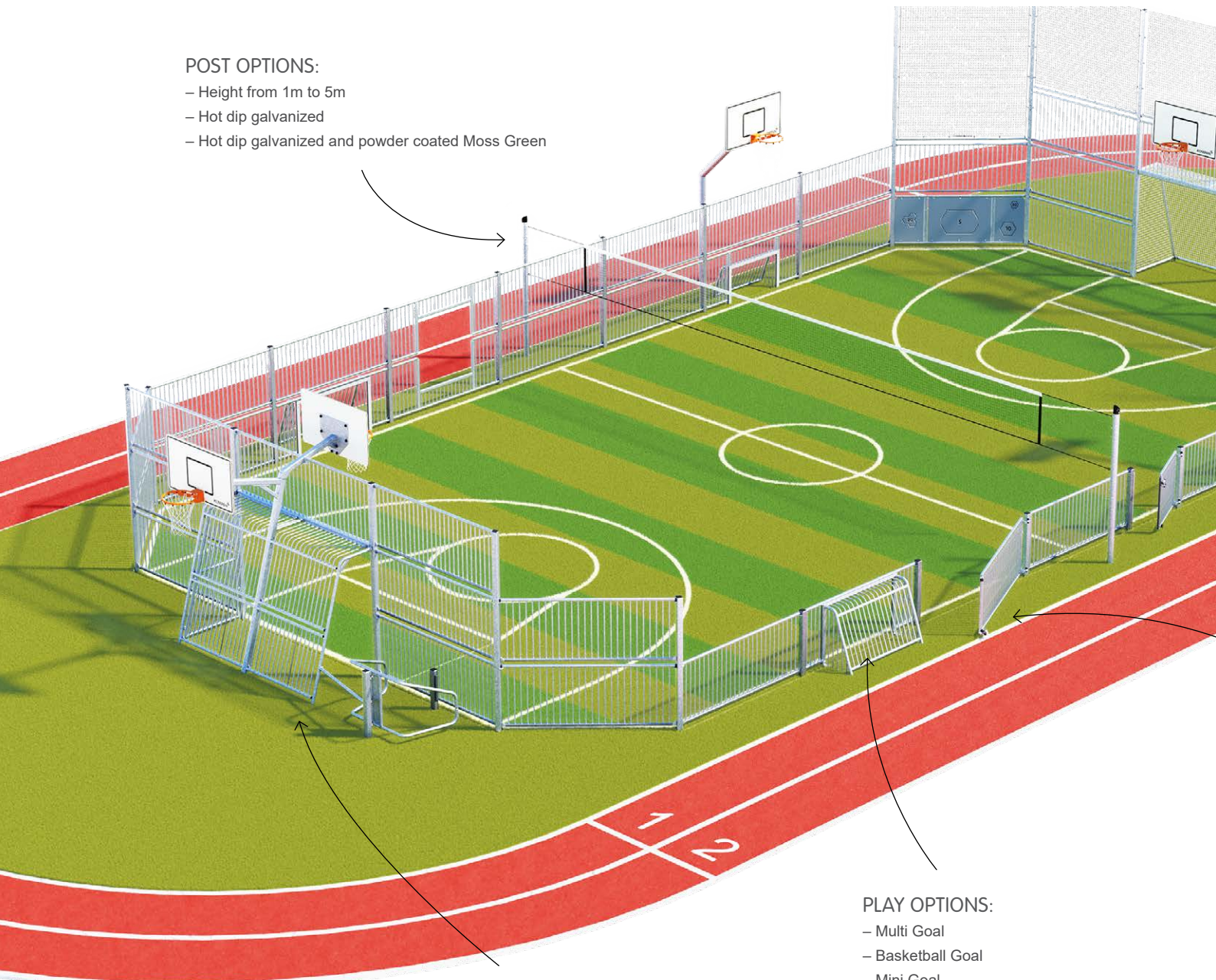
Product number	Product name	Age (years)	Fall height (ft & in)	Total height (ft & in)	Use zone (ft <sup>2</sup> )	Use zone dimensions (ft & in x ft & in)	Excavation /Concrete (yd <sup>3</sup> )	Installation (hours)	Shipment weight (lbs)
<b>FRE3051</b>	Freestanding Mini Goal	3+	-	-	-	- x -	0.16 / 0	1.6	109
<b>FRE3050</b>	Freestanding Goal	3+	-	-	-	- x -	0.32 / 0	1.3	197
<b>FRE3031</b>	Multi Net	3+	-	8'7"	-	4' x 49'7"	0.29 / 0.29	0.9	131
<b>FRE3025</b>	Basketball Goal	3+	-	12'1"	-	6'6" x 4'8"	0.42 / 0.41	2.9	275
<b>FRE3024</b>	Surprise Basket	3+	-	-	-	- x -	0.3 / 0.16	1	126
<b>FRE3054</b>	Sit & Stand	3+	-	3'7"	-	- x -	0.17 / 0.05	0.8	65

# FLEXIBILITY

PLAY IT YOUR WAY...

## POST OPTIONS:

- Height from 1m to 5m
- Hot dip galvanized
- Hot dip galvanized and powder coated Moss Green



## MAIN GOAL OPTIONS:

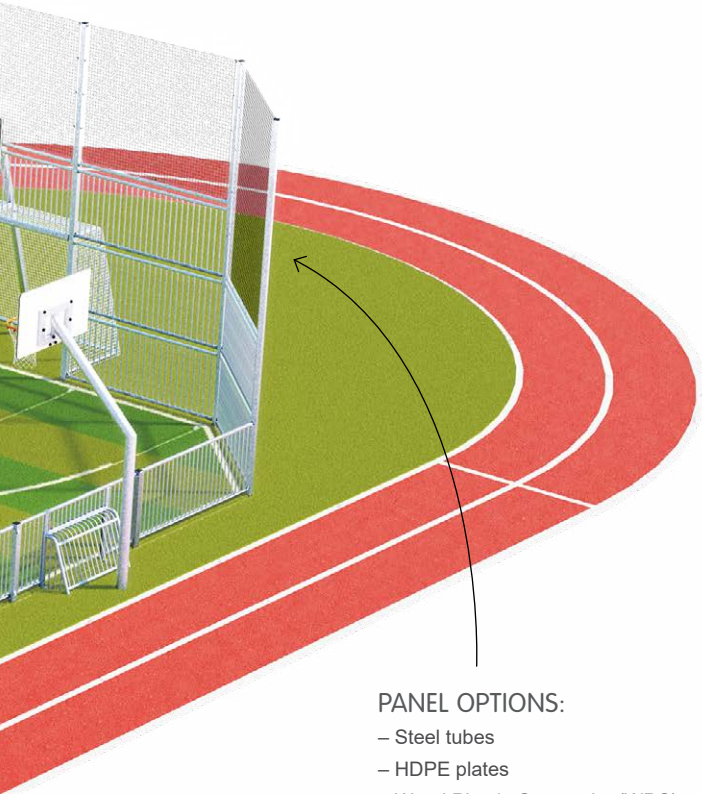
- Outside basket
- Fully closed steel
- Fully closed net
- Open goal sides for entrance
- Inclusive wheelchair entrance

## PLAY OPTIONS:

- Multi Goal
- Basketball Goal
- Mini Goal
- Panna Goal
- Multi Net
- Target shooting panel



PRODUCT CONFIGURATOR  
www.kompan.us



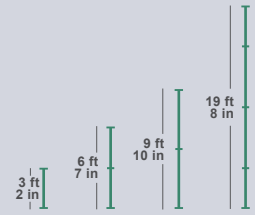
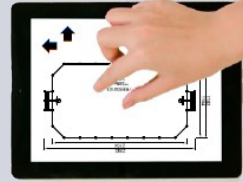
**PANEL OPTIONS:**

- Steel tubes
- HDPE plates
- Wood Plastic Composite (WPC)
- Ball catcher net



**ACCESS OPTIONS:**

- Entrance gate
- Service gate
- Hockey entrance

## CONFIGURE IN A FEW EASY STEPS



1. Choose size and height



2. Choose materials and Colors



3. Choose play value



4. Choose accessibility

## FURTHER INFORMATION

Contact us for more information on the range of options for configurable playground equipment.

Please note that prices and delivery terms depend on specified configurations.



# OUTDOOR FURNITURE



# AGORA

## INCLUSIVE DESIGN AS STANDARD

AGORA is developed according to the latest inclusive design principles for outdoor furnishing without compromising on design qualities. KOMPAN truly believes in making public spaces more attractive and accessible for all.

Low-maintenance materials such as hot-dip galvanized steel and high-quality larch wood ensures long lasting outdoor solutions.



Agora Steel Bench with Backrest  
**PAR4054**



Agora Bench with Backrest  
**PAR4051**



Agora Furniture Group 1  
**PAR4058**



Agora Bench  
**PAR4050**



Agora Table  
**PAR4052**



Agora Stool  
**PAR4060**



Agora Chair  
**PAR4061**



Agora Square Table  
**PAR4062**



Agora Hangout Bench  
**PAR4063**



Agora Hangout Table  
**PAR4064**

## PRODUCT INFORMATION

Product number	Product name			Use zone (ft)	Use zone dimensions (ft & in x ft & in)	Excavation /Concrete (yd <sup>3</sup> )	Installation (hours)	Shipment weight (lbs)
PAR4051	Agora Bench with Backrest	***		2'10"	5'11" x 4'8"	0.25 / 0.16	1.2	112
PAR4054	Agora Steel Bench with Backrest	***		1'8"	5'11" x 4'8"	0.25 / 0.16	1.5	131
PAR4050	Agora Bench	***		1'8"	5'7" x 1'2"	0.14 / 0.1	0.6	70
PAR4052	Agora Table	***		2'7"	4'4" x 1'11"	0.13 / 0.08	0.7	102
PAR4058	Agora Furniture Group 1	***		1/8" / 2'7"	5'11" x 5'10"	0.13 / 0.08	2.3	283
PAR4060	Agora Stool	***		2'10"	1'2" x 1'2"	0.13 / 0.08	0.3	25
PAR4061	Agora Chair	***		2'10"	2'4" x 1'8"	0.25 / 0.13	0.9	67
PAR4062	Agora Square Table	***		2'7"	1'11" x 1'11"	0.13 / 0.08	0.4	52
PAR4063	Agora Hangout Bench	***		2'4"	4'11" x 0'9"	0.25 / 0.16	0.5	61
PAR4064	Agora Hangout Table	***		3'3"	4'11" x 0'9"	0.28 / 0.19	0.5	67



## Inclusive design as standard

AGORA PICNIC is a flexible, free-standing furniture set designed to be used by up to 10 persons. The bench and table top are made of high-quality larch wood or HPL (high-pressure laminate). Available in two different sizes. The steel is galvanized and optionally powder-coated. KOMPAN truly believes in making public spaces more attractive and accessible for all.



Agora Picnic Mini HPL  
PAR4086



Agora Picnic  
PAR4070



Agora Picnic Mini  
PAR4080

## PRODUCT INFORMATION

Product number	Product name		Use zone (ft)	Use zone dimensions (ft & in x ft & in)	Excavation /Concrete (yd <sup>3</sup> )	Installation (hours)	Shipment weight (lbs)
PAR4070	Agora Picnic	***	1'7" / 2'6"	6'7" x 5'8"	0 / 0	2.3	330
PAR4086	Agora Picnic Mini HPL	***	1'1" / 1'10"	4'5" x 3'5"	0 / 0	1.5	158
PAR4080	Agora Picnic Mini	***	1'1" / 1'12"	4'5" x 3'5"	0 / 0	1.6	182

# FLEXIBILITY

PLAY IT YOUR WAY...



ANCHORING OPTIONS:  
– Surface with expansion bolts  
– Steel in-ground

## MORE OPTIONS

### MATERIAL OPTIONS:

- Siberian Larch wood
- Powder coated steel (see page 312-313 for steel color options)



### PICNIC TABLES





HPL Seat & tabletop  
Available in five colors



Extension add-on modules



Picnic tables backrests



Designers choice combinations

## FURTHER INFORMATION

Contact us for more information on the range of options for configurable playground equipment.

Please note that prices and delivery terms depend on specified configurations.

# RUMBA

## Contemporary designs for all environments

Square, curved and round shapes designed with low-maintenance materials such as hot-dip galvanized steel and high-quality larch wood.

Natural impregnation of resins makes the larch wood extremely durable and the best choice for furniture in public spaces. The wood does not need to be treated for rot in any way.



Rumba Suncouch 5ft 3in  
PAR1013



Rumba Bench Curved 90°  
PAR1006



Rumba Backrest 90° Outside  
PAR1037



Rumba Round Table 4ft 3in  
PAR1011



Rumba Suncouch 3ft  
PAR1012




Rumba Suncouch Armrest  
PAR1038



Rumba Bench 6ft  
PAR1002



Rumba Table 3ft 3in  
PAR1007



Rumba Table 6ft  
PAR1009



Rumba Bench Coupling 30°  
PAR1020



Rumba Armrest  
PAR1016



Rumba Backsupport 5ft 11in  
PAR1015



Rumba Bench Table  
PAR1019

## PRODUCT INFORMATION

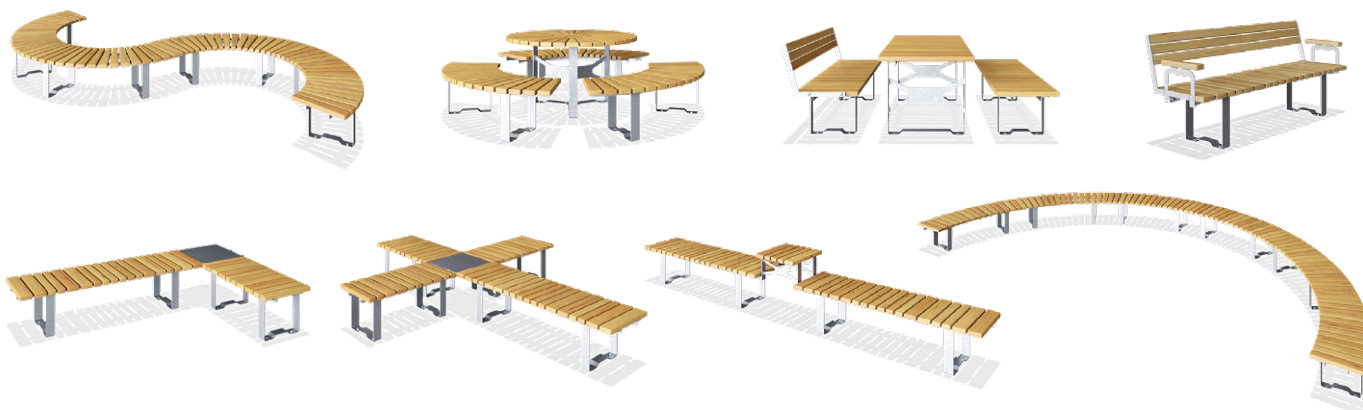
Product number	Product name		Use zone (ft)	Use zone dimensions (ft & in x ft & in)	Excavation /Concrete (yd <sup>3</sup> )	Installation (hours)	Shipment weight (lbs)
PAR1013	Rumba Suncouch 5ft 3in	***	1'6"	5'3" x 4'11"	0 / 0	2.2	362
PAR1006	Rumba Bench Curved 90°	***	1'5"	4'2" x 4'2"	0 / 0	1.1	110
PAR1037	Rumba Backrest 90° Outside	***	-	4'6" x 4'6"	0 / 0	1.1	72
PAR1011	Rumba Round Table 4ft 3in	***	2'4"	4'3" x 4'3"	0 / 0	1.9	200
PAR1012	Rumba Suncouch 3ft	***	1'6"	2'11" x 4'11"	0 / 0	1.6	251
PAR1002	Rumba Bench 6ft	***	1'5"	6'0" x 1'8"	0 / 0	1.1	125
PAR1038	Rumba Suncouch Armrest	***	-	- x -	0 / 0	0.2	6
PAR1007	Rumba Table 3ft 3in	***	2'4"	3'3" x 2'7"	0 / 0	1.1	128
PAR1009	Rumba Table 6ft	***	2'4"	6'0" x 2'7"	0 / 0	1.4	189
PAR1020	Rumba Bench Coupling 30°	***	-	- x -	0 / 0	0.3	12
PAR1016	Rumba Armrest	***	-	- x -	0 / 0	0.2	7
PAR1015	Rumba Backsupport 5ft 11in	***	-	- x -	0 / 0	1	38
PAR1019	Rumba Bench Table	***	-	- x -	0 / 0	1.1	34



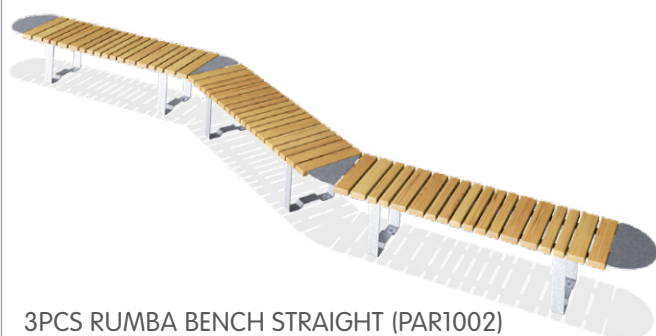


## FLEXIBILITY

The standard available benches and tables can be dressed up with back support, armrests, tables etc. and linked together into tailored solutions for the individual location. Here are some examples and package proposals for inspiration.



Solution example 1:



**3PCS RUMBA BENCH STRAIGHT (PAR1002)**  
Connected with bench coupling 30° (PAR1020)  
(Also available in 30°/45°/60°/90°)  
2pcs Benchend table round (PAR1017)

Solution example 2:



**4PCS RUMBA BENCH CURVED 90° (PAR1006)**  
Connected with coupling kit (PAR1025) for  
seamless (non-visible) connections  
3pcs Rumba bench armrest (PAR1016)  
2pcs Benchend table round (PAR1017)

# CLASSIC

## Classically designed park furniture in low-maintenance materials

Park furniture is an indispensable part of public spaces and KOMPAN has created an assortment of comfortable park furniture that invites citizens to have a seat and relax. The challenge with park furniture is that it should be visible but also blend into and enhance public areas. Our designs look great along promenades and in town squares, shopping centres and at entrances to buildings.

PINE WOOD



Picnic Table - Pine  
KPL204



Bench - Pine  
KPL202



Bench with Backrest - Pine  
KPL201



Table - Pine  
KPL203



Picnic Table  
M235



Circuit Bench 2ft 8 in  
M233



Circuit Bench 4ft  
M234

### PRODUCT INFORMATION

Product number	Product name			Use zone (ft)	Use zone dimensions (ft & in x ft & in)	Excavation /Concrete (yd <sup>3</sup> )	Installation (hours)	Shipment weight (lbs)
KPL204	Picnic Table - Pine (QS)	***		1'5" / 2'6"	6'7" x 4'3"	0.27 / 0	1.9	135
KPL202	Bench - Pine (QS)	***		1'5"	5'11" x 1'4"	0.08 / 0.08	1	64
KPL201	Bench with Backrest - Pine (QS)	***		1'5"	5'11" x 1'11"	0.08 / 0.08	1.5	101
KPL203	Table - Pine	***		2'4"	3'7" x 1'10"	0.08 / 0.08	1.2	56
M235	Picnic Table	***		1'3" / 2'4"	4'10" x 4'2"	0.46 / 0	2.2	131
M233	Circuit Bench 2ft 8 in	***		1'5"	6'12" x 6'1"	1.32 / 0	4.7	365
M234	Circuit Bench 4ft	***		1'5"	8'7" x 7'6"	1.32 / 0	4.7	396



HARD  
WOOD



Picnic Table - Hardwood  
**KPL204**

## Hardwood benches and tables

High-quality hardwood combined with hot-dip galvanized steel or concrete. The wood is available with FSC certification.



Table - Hardwood  
**KPL203**



Bench with Backrest - Hardwood  
**KPL201**



Bench - Hardwood  
**KPL202**



Bench with Backrest  
**NAT201**



Picnic Table  
**NAT203**



Circuit Bench 4ft  
**NAT206**

## PRODUCT INFORMATION

Product number	Product name		Use zone (ft)	Use zone dimensions (ft & in x ft & in)	Excavation /Concrete (yd <sup>3</sup> )	Installation (hours)	Shipment weight (lbs)
<b>KPL203</b>	Table - Hardwood	***	2'4"	3'7" x 1'10"	0.08 / 0.08	1.2	85
<b>KPL201</b>	Bench with Backrest - Hardwood	***	1'5"	5'11" x 1'11"	0.08 / 0.08	1.6	132
<b>KPL202</b>	Bench - Hardwood	***	1'5"	5'11" x 1'4"	0.08 / 0.08	1.1	83
<b>KPL204</b>	Picnic Table - Hardwood	***	1'5" / 2'6"	6'7" x 4'3"	0.27 / 0	2.9	233
<b>NAT201</b>	Bench with Backrest	***	-	- x -	0.27 / 0	1.7	146
<b>NAT203</b>	Picnic Table	***	-	- x -	0.46 / 0	3.6	264
<b>NAT206</b>	Circuit Bench 4ft	***	-	- x -	1.32 / 0	5.1	569

# MEETING POINTS & ACCESSORIES

## Comfortable meeting points for school-age children

As children grow older, they become more and more interested in social play and social interaction. Therefore, comfortable meeting point solutions should be a part of any school playground.

Children can meet in larger groups and have room to play around or just choose to have a quiet meeting with a friend. Whatever they choose, they can either rest on a sturdy bench, rest, or lie down on a soft swaying hammock.



Meeting Point w/ Movable Hammocks  
PCM704



Meeting Point  
PCM702



Meeting Point with Bench  
PCM703



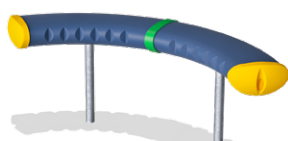
Movable Hammocks  
PCM701



Cosmos Meeting Point  
FRE3000




Bench C 16 in  
FRE3010



Bench C 24 in  
FRE3011



Bench S 16 in  
FRE3012



Bench S 24 in  
FRE3013

## PRODUCT INFORMATION

Product number	Product name	Age (years)	Fall height (ft & in)	Total height (ft & in)	Use zone (ft <sup>2</sup> )	Use zone dimensions (ft & in x ft & in)	Excavation /Concrete (yd <sup>3</sup> )	Installation (hours)	Shipment weight (lbs)
PCM704	Meeting Point w/ Movable Hammocks	5-12	1'11"	9'6"	433	22'10" x 23'4"	0.43 / 0.1	11.2	864
PCM702	Meeting Point	5-12	1'4"	5'7"	177.6	15'11" x 13'11"	0.07 / 0.08	3	144
PCM703	Meeting Point with Bench	5-12	1'5"	5'7"	290	22' x 16'4"	0.14 / 0.05	5.6	355
PCM701	Movable Hammocks	5-12	1'11"	2'2"	315.4	23' x 18'8"	0.29 / 0.05	5.2	284
FRE3000	Cosmos Meeting Point	3+	-	8'7"	-	12'9" x 8'4"	2.45 / 1.12	8.4	803
FRE3010	Bench C 16 in	3+	-	1'4"	-	4'2" x 3'6"	0.38 / 0.13	1.9	67
FRE3011	Bench C 24 in	3+	-	2'	-	4'2" x 3'6"	0.38 / 0.13	1.9	71
FRE3012	Bench S 16 in	3+	-	1'4"	-	4'10" x 3'2"	0.38 / 0.13	1.9	67
FRE3013	Bench S 24 in	3+	-	2'	-	4'10" x 3'2"	0.38 / 0.13	1.9	71



Dustbin 16 gallon  
**KPL205**



Dustbin 16 gallon  
**KPL205**



Bicycle stand  
**PAR3001**



TOPO Bicycle Stand  
**PAR3002**



Standard Sign  
**Std. Sign**



Sign for 2 descriptions  
**M212**



Sign for 2-5 Age Group  
**M21101**



Sign for 5-12 Age Group  
**M21102**



Sign for 4 descriptions  
**M214**



Sign for 6 descriptions  
**M216**

## PRODUCT INFORMATION

Product number	Product name	Age (years)	Fall height (ft & in)	Total height (ft & in)	Use zone (ft <sup>2</sup> )	Use zone dimensions (ft & in x ft & in)	Excavation /Concrete (yd <sup>3</sup> )	Installation (hours)	Shipment weight (lbs)
<b>KPL205</b>	Dustbin 16 gallon	***	-	2'5"	-	1'9" x 1'2"	0 / 0	0.5	33
<b>KPL205</b>	Dustbin 16 gallon	***	-	3'11"	-	1'9" x 1'3"	0.04 / 0	0.8	61
<b>PAR3001</b>	Bicycle stand	***	-	2'11"	-	4" x 4"	0.07 / 0.07	0.1	15
<b>PAR3002</b>	TOPO Bicycle Stand	***	-	2'11"	-	4" x 4"	0.07 / 0.07	0.2	32
<b>Std. Sign</b>	Standard Sign	***	-	-	-	- x -	- / -	-	-
<b>Custom Sign</b>	Custom Sign	***	-	-	-	- x -	-- / --	1	--
<b>M212</b>	Sign for 2 descriptions	***	-	4'4"	-	2' x 5"	0.16 / 0	0.9	40
<b>M21101</b>	Sign for 2-5 Age Group	***	-	4'4"	-	2' x 5"	0.16 / 0	1	41
<b>M21102</b>	Sign for 5-12 Age Group	***	-	4'4"	-	2' x 5"	0.16 / 0	1	41
<b>M214</b>	Sign for 4 descriptions	***	-	4'4"	-	2' x 5"	0.16 / 0	1.1	44
<b>M216</b>	Sign for 6 descriptions	***	-	4'4"	-	2' x 5"	0.16 / 0	1.3	49

# Safe surfacing

KOMPAN provides high-quality wetpour surfacing solutions. From a safety perspective, this type of surfacing provides brilliant shock absorption. With multi-colored safe surfacing, designers can be very playful and the children love it!

Different colors, shapes, and graphics can support and highlight an overall design theme and also extend play from the equipment into the surface. The soft yet firm surfacing is highly inclusive, making it possible for wheelchair

users to easily access the playground. From an operational point of view, this type of surfacing provides a clean and comfortable surface with very low maintenance costs.



< Leveraging the surface to apply patterns for outdoor fitness significantly maximizes the training potential by offering more exercise opportunities.





▲ Different rubber graphics in 2D and 3D can emphasize a design theme and increase both play value and learning.



< Emphasize the architectural expression of an area with surfacing available in multiple colors and several blends.

# Color options

MULTIPLE WAYS OF CUSTOMIZING  
COROCORD PLAY SOLUTIONS



## Rope Colors

For Corocord rope play equipment, we offer eight different rope colors to choose from. The assortment is a wide span of colors ranking from elegant and expressive black or natural and toned-down sand to a range of attractive and eye-catching signal colors.



Sand



Yellow



Orange



Red



Light Blue



Ultra Marine Blue



Green



Black

For exact colors of ropes, posts, membranes, and discs/stones, please refer to physical KOMPAN color samples.



## Membrane Colors

The popular membranes, which add lot of extra play value to the Corocord play structures, also come in optional colors. Choose between 5 different colors.



Yellow



Blue



Black



Red



Green



## EcoCore™



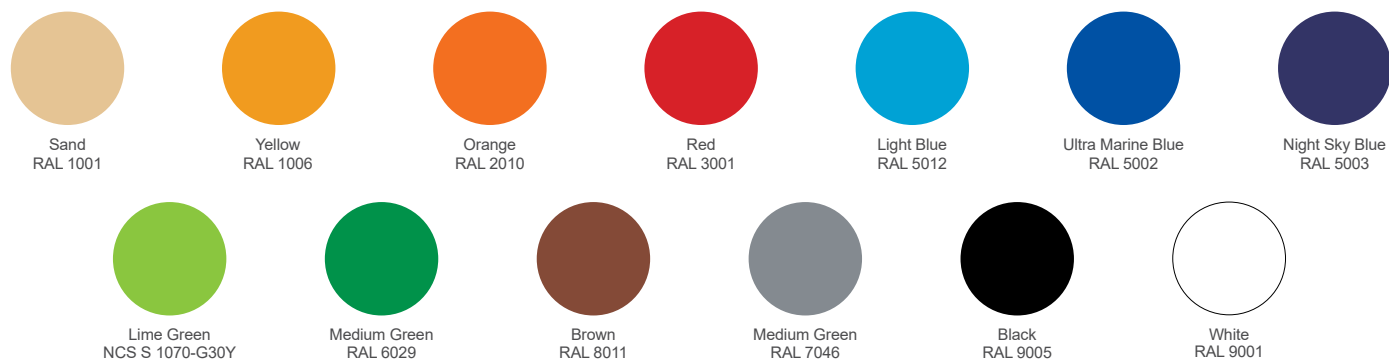
- Core produced from 100% recycled material
- Recyclable after use
- Supported by our lifetime warranty

A highly durable eco-friendly material, which is not only recyclable after use, but also consists of a core produced from 100% recycled material.



## Panel colors

We offer a range of thirteen different panel colors. The assortment is a wide span of colors ranging from elegant and expressive black or natural and toned-down colors to attractive and eye-catching signal colors.



## Panel colors

Distinct statements can be made with Corocord play structures adding special colors for the posts. 14 stunning colors are offered in the standard assortment.







# Index

Product number	Page	Product number	Page	Product number	Page
BASIC550	163	COR10503	222	COR22202	221
BLX4101	148	COR10511	224	COR22502	216
BLX4102	148	COR10513	224	COR22900	221
BLX4103	148	COR10521	225	COR23401	216
BLX4104	149	COR10524	225	COR23601	220
BLX4105	148	COR10535	193	COR24301	216
BLX4106	149	COR10545	193	COR24501	216
COR10110	199	COR15012	212	COR25204	221
COR10120	199	COR15022	212	COR25303	221
COR10130	208	COR15032	212	COR26030	220
COR10150	208	COR15042	212	COR26101	186
COR10160	208	COR15052	212	COR26600	220
COR10170	208	COR15062	212	COR26700	220
COR10180	208	COR15072	212	COR28020	216
COR10190	208	COR15082	213	COR28040	216
COR10200	208	COR15102	213	COR28200	195
COR10210	209	COR15152	213	COR29000	186
COR10220	210	COR15162	213	COR29100	186
COR10230	210	COR15172	213	COR29400	187
COR10240	210	COR15182	213	COR29500	186
COR10250	210	COR16100	188	COR29600	186
COR10270	199	COR16200	188	COR29700	186
COR10280	201	COR16300	188	COR30281	198
COR10290	199	COR16500	188	COR30301	198
COR10300	210	COR16700	188	COR30302	200
COR10310	205	COR17100	189	COR30304	201
COR10320	184	COR17200	189	COR31322	200
COR10330	185	COR17300	189	COR31331	198
COR10390	210	COR20100	216	COR31401	198
COR10400	210	COR20200	216	COR31441	198
COR10410	184	COR20210	216	COR31442	200
COR10420	200	COR20300	190	COR31444	201
COR10430	186	COR20402	190	COR32441	198
COR10440	211	COR20502	190	COR32442	200
COR10450	187	COR20600	195	COR33481	198
COR10460	187	COR20700	200	COR34481	198
COR10470	184	COR20800	217	COR35441	199
COR10481	223	COR20810	217	COR36331	203
COR10484	223	COR20820	217	COR36501	203
COR10491	223	COR20830	217	COR37441	199
COR10494	223	COR20840	217	COR39301	202
COR10501	222	COR21506	191	COR39331	202

Product number	Page	Product number	Page	Product number	Page
COR39401	202	COR88200	195	FAZ204	274
COR39501	202	CRE86700	196	FAZ30100	275
COR41400	203	Custom Sign	309	FAZ30101	275
COR41421	205	ELE400002	158	FAZ30200	275
COR41422	204	ELE400007	138	FAZ30201	275
COR41424	204	ELE400008	138	FAZ30300	275
COR42401	205	ELE400020	158	FAZ30301	275
COR42432	204	ELE400021	161	FAZ30400	275
COR43401	205	ELE400022	161	FAZ30401	275
COR43481	205	ELE400024	152	FAZ401	283
COR46330	223	ELE400037	138	FAZ501	276
COR47330	223	ELE400050	138	FAZ502	276
COR48330	222	ELE400055	138	FAZ511	276
COR49330	224	ELE400056	138	FAZ521	277
COR49480	225	ELE400060	154	FRE2110	294
COR51093	204	ELE400064	154	FRE2111	294
COR52124	204	ELE400065	154	FRE2113	294
COR53156	204	ELE400101	138	FRE2115	294
COR54156	204	ELE400114	139	FRE2116	294
COR62140	218	ELE400158	152	FRE2210	294
COR63120	219	ELE400205	138	FRE2211	294
COR64120	218	ELE400209	139	FRE2212	294
COR65090	218	ELE400231	139	FRE2213	294
COR66120	218	ELE400232	139	FRE3000	308
COR66900	190	ELE500002	140	FRE3010	308
COR66910	190	ELE500003	141	FRE3011	308
COR66920	190	ELE500005	140	FRE3012	308
COR68060	191	ELE500008	152	FRE3013	308
COR71000	192	ELE500010	141	FRE3024	295
COR71050	192	ELE500014	141	FRE3025	295
COR71100	192	ELE500015	140	FRE3031	295
COR71150	192	ELE500016	141	FRE3050	295
COR71200	192	ELE500017	140	FRE3051	295
COR82200	194	ELE500021	141	FRE3054	295
COR82300	194	ELE500081	140	FRE600101	292
COR82500	195	FAZ101	274	FRE600102	292
COR84100	195	FAZ102	274	FRE600103	292
COR84200	194	FAZ103	274	FRE600201	292
COR85500	194	FAZ104	274	FRE600501	292
COR86300	194	FAZ105	274	FRE600803	292
COR86700	196	FAZ201	274	FRE601001	292
COR88100	195	FAZ203	274	FRE601201	293

<b>Product number</b>	<b>Page</b>	<b>Product number</b>	<b>Page</b>	<b>Product number</b>	<b>Page</b>
FRE601301	293	FSW231	284	KPX120	286
FRE601401	293	GSP0008	165	KPX121	286
FRE601501	293	GXY8014	152	KPX122	287
FRE601601	293	GXY8015	152	KPX125	286
FST103	281	GXY8016	152	KPX126	287
FST104	281	GXY8019	153	KPX129	286
FST105	281	GXY901	144	KPX130	286
FST930	280	GXY902	144	KPX131	287
FST931	280	GXY903	144	KPX132	287
FSW101	278	GXY919	154	KPX220	287
FSW102	278	GXY934	153	KPX222	287
FSW103	278	GXY935	154	KPX224	287
FSW104	280	GXY939	144	KPX225	287
FSW105	280	GXY941	144	KPX320	287
FSW201	278	GXY943	145	KSW9112	177
FSW202	279	GXY944	154	KSW92001	176
FSW203	279	GXY949	145	KSW92002	176
FSW205	279	GXY950	145	KSW92003	176
FSW206	279	GXY957	154	KSW92004	176
FSW208	279	GXY960	154	KSW92005	176
FSW209	279	GXY961	144	KSW92006	176
FSW210	279	GXY962	144	KSW92007	176
FSW211	283	GXY963	144	KSW92008	176
FSW212	282	GXY964	144	KSW92009	176
FSW213	282	GXY965	145	KSW92010	176
FSW214	282	GXY966	145	KSW92011	176
FSW215	282	GXY967	145	KSW92012	176
FSW216	282	GXY968	145	KSW921	177
FSW217	283	KPL101	157	KSW9210	177
FSW218	283	KPL102	157	KSW922	177
FSW219	283	KPL103	157	KSW923	177
FSW220	279	KPL104	157	KSW924	177
FSW221	283	KPL119	157	KSW925	177
FSW222	285	KPL121	157	KSW926	177
FSW223	284	KPL123	154	KSW928	177
FSW224	284	KPL201	306 / 307	M101	156
FSW225	284	KPL202	306 / 307	M106	156
FSW226	284	KPL203	306 / 307	M113	156
FSW227	285	KPL204	306 / 307	M123	156
FSW228	285	KPL205	309	M128	159
FSW229	285	KPL502	165	M130	156
FSW230	285	KPL503	162	M143	160

<b>Product number</b>	<b>Page</b>	<b>Product number</b>	<b>Page</b>	<b>Product number</b>	<b>Page</b>
M165	157	M534	165	MSC542102	86
M166	156	M535	165	MSC542103	87
M168	157	M536	164	MSC5422	86
M170	157	M537	164	MSC5424	86
M171	157	M571	163	MSC5425	162
M172	156	M582	163	MSC5426	90
M173	159	M584	163	MSC5427	86
M174	159	M590	162	MSC6407	88
M175	158	M591	162	MSC6408	88
M176	161	M593	162	MSC6410	88
M177	159	M59305	253	MSC6411	88
M181	160	M620	167	MSC6416	89
M182	160	M631	168	MSC6418	89
M183	160	M63272	169	MSC6419	89
M186	161	M63273	169	MSC6421	89
M187	161	M63274	169	MSC6422	89
M188	166	M7000	164	MSC6424	89
M189	166	M7021	165	MSC6430	90
M191	166	M87201	175	MSC6431	90
M21101	309	M87202	175	MSC6434	91
M21102	309	M87401	155	MSC6435	91
M212	309	M87402	155	MSV201	171
M214	309	M87403	155	MSV601	171
M216	309	M88101	174	MSV602	170
M230	169	M88102	174	MSV603	171
M233	306	M951	166	MSV604	171
M234	306	M984	179	MSV605	170
M235	306	MSC5401	168	MSV606	170
M240	164	MSC5402	86	NAT201	307
M241	165	MSC540202	86	NAT203	307
M242	165	MSC5404	169	NAT206	307
M243	164	MSC5406	168	NRO101	240
M259	167	MSC5407	167	NRO1018	231
M26003	167	MSC5408	168	NRO1019	231
M261	167	MSC5414	166	NRO102	240
M410	164	MSC5415	166	NRO1020	232
M411	164	MSC5416	166	NRO1021	232
M512	163	MSC5417	86	NRO1022	231
M525	165	MSC541801	167	NRO1023	232
M526	165	MSC541803	167	NRO1024	232
M529	165	MSC5419	162	NRO1025	232
M531	165	MSC5420	167	NRO1026	233

<b>Product number</b>	<b>Page</b>	<b>Product number</b>	<b>Page</b>	<b>Product number</b>	<b>Page</b>
NRO104	240	NRO503	252	NRO809	242
NRO105	240	NRO504	250	NRO811	244
NRO106	240	NRO505	250	NRO813	246
NRO110	241	NRO506	252	NRO816	247
NRO111	240	NRO507	252	NRO817	246
NRO112	240	NRO508	252	NRO820	244
NRO115	240	NRO509	252	NRO822	244
NRO118	240	NRO510	250	NRO831	246
NRO119	240	NRO511	254	NRO832	244
NRO120	241	NRO513	254	NRO834	246
NRO2006	232	NRO514	254	NRO836	246
NRO2007	231	NRO515	255	NRO852	247
NRO2008	233	NRO516	255	NRO854	245
NRO2009	233	NRO517	255	NRO856	245
NRO2010	233	NRO518	255	NRO857	245
NRO2012	233	NRO519	254	NRO875	243
NRO209	244	NRO520	254	NRO877	243
NRO212	249	NRO521	252	NRO879	242
NRO213	255	NRO523	250	NRO881	243
NRO215	255	NRO524	253	NRO883	243
NRO3001	233	NRO526	250	NRO884	241
NRO401	230	NRO528	250	NRO887	244
NRO402	230	NRO529	252	NRO888	244
NRO404	230	NRO533	251	NRO889	244
NRO405	230	NRO534	251	NRO910	256
NRO407	230	NRO535	251	NRO911	256
NRO408	230	NRO541	237	NRO912	256
NRO409	230	NRO543	236	NRO915	256
NRO410	238	NRO545	237	NRO921	257
NRO411	238	NRO547	236	NRO922	257
NRO412	238	NRO549	237	NRO923	257
NRO413	239	NRO551	236	NRO924	257
NRO414	239	NRO601	248	NRO925	257
NRO415	239	NRO602	248	NRO926	257
NRO421	234	NRO603	248	PAR1002	304
NRO423	234	NRO604	248	PAR1006	304
NRO425	234	NRO605	248	PAR1007	304
NRO427	234	NRO606	248	PAR1009	304
NRO429	234	NRO610	249	PAR1011	304
NRO431	235	NRO611	249	PAR1012	304
NRO501	252	NRO806	244	PAR1013	304
NRO502	252	NRO808	242	PAR1015	304



Product number	Page	Product number	Page	Product number	Page
PAR1016	304	PCE111503	136	PCE501	128
PAR1019	304	PCE111601	135	PCE502	128
PAR1020	304	PCE111602	135	PCE503	128
PAR1037	304	PCE111603	135	PCE6103	131
PAR1038	304	PCE111701	135	PCE6104	131
PAR3001	309	PCE111702	135	PCM0001	168
PAR3002	309	PCE111703	135	PCM0003	87
PAR4050	300	PCE2002	126	PCM0004	87
PAR4051	300	PCE2004	126	PCM0005	87
PAR4052	300	PCE2005	126	PCM0006	172
PAR4054	300	PCE2050	128	PCM0007	172
PAR4058	300	PCE2051	128	PCM0012	173
PAR4060	300	PCE2052	128	PCM0013	173
PAR4061	300	PCE2055	128	PCM0029	169
PAR4062	300	PCE2056	129	PCM100104	98
PAR4063	300	PCE205701	134	PCM100204	100
PAR4064	300	PCE205702	134	PCM100208	98
PAR4070	301	PCE205703	134	PCM100210	100
PAR4080	301	PCE205801	134	PCM100304	98
PAR4086	301	PCE205802	134	PCM100404	100
PCE1001	126	PCE205803	134	PCM100810	98
PCE1003	126	PCE2105	130	PCM100820	98
PCE1051	128	PCE2106	131	PCM100904	98
PCE1052	128	PCE2107	130	PCM102	159
PCE1054	128	PCE210901	136	PCM1024	174
PCE105501	134	PCE210902	136	PCM1026	94
PCE105502	134	PCE210903	136	PCM1027	94
PCE105503	134	PCE211001	136	PCM1029	92
PCE105601	134	PCE211002	136	PCM103	158
PCE105602	134	PCE211003	136	PCM103010	102
PCE105603	134	PCE211101	135	PCM1032	94
PCE1106	130	PCE211102	135	PCM104	158
PCE1107	130	PCE211103	135	PCM105	158
PCE1108	130	PCE211201	135	PCM106	158
PCE1109	130	PCE211202	135	PCM110103	107
PCE1111	130	PCE211203	135	PCM110203	109
PCE1113	130	PCE3050	129	PCM111402	106
PCE111401	136	PCE3051	129	PCM111504	109
PCE111402	136	PCE3102	131	PCM111604	110
PCE111403	136	PCE4002	127	PCM111704	107
PCE111501	136	PCE4050	128	PCM111804	106
PCE111502	136	PCE4051	129	PCM1127	92

<b>Product number</b>	<b>Page</b>	<b>Product number</b>	<b>Page</b>	<b>Product number</b>	<b>Page</b>
PCM1129	92	PCM410304	108	SW990081	178
PCM1131	92	PCM4107	92	SW990091	178
PCM1133	94	PCM701	308	SW990101	178
PCM1135	95	PCM702	308	SW990111	178
PCM1140	93	PCM703	308		
PCM151	153	PCM704	308		
PCM154	168	PCM802	155		
PCM155	153	PCM803	155		
PCM200102	101	PCM804	168		
PCM200104	100	PCT1109	80		
PCM200106	98	PCT1110	80		
PCM200108	101	PCT1111	80		
PCM200110	101	PCT1112	82		
PCM200204	99	PCT1113	82		
PCM200302	100	PCT1114	82		
PCM200304	99	PCT2106	81		
PCM200308	101	PCT2107	81		
PCM200310	99	PCT2108	81		
PCM200410	99	PCX0001	114		
PCM2018	92	PCX0002	114		
PCM211002	106	PCX0003	114		
PCM211104	106	PCX1001	114		
PCM211202	108	PCX2001	114		
PCM211302	108	PCX2101	116		
PCM211404	108	PCX2102	116		
PCM211504	109	PCX3001	115		
PCM211804	110	PCX3002	115		
PCM211904	110	PCX4101	117		
PCM2125	93	PCX5101	117		
PCM300104	100	PCX701	116		
PCM300108	100	PCX801	114		
PCM300110	99	PCX802	116		
PCM301110	102	PCX803	116		
PCM310304	106	PCX804	116		
PCM310404	107	Std. Sign	309		
PCM310504	108	SW990010	178		
PCM310604	107	SW990011	178		
PCM310614	108	SW990012	178		
PCM310704	109	SW990022	178		
PCM400104	99	SW990023	178		
PCM4008	92	SW990030	178		
PCM410204	110	SW990031	178		





**KOMPAN North America**  
Kompan, Inc.  
605 W Howard Lane, Suite 101  
Austin, TX 78753  
USA  
Tel.: +1-800-426-9788  
contact@kompan.com  
www.kompan.us

**OMNIA**<sup>®</sup>  
PARTNERS